



US00D429489S

United States Patent [19] Genatossio

[11] **Patent Number: Des. 429,489**

[45] **Date of Patent: ** Aug. 15, 2000**

[54] **LOUDSPEAKER ASSEMBLY**

D. 319,242 8/1991 Furuno D14/204
D. 340,930 11/1993 Christie D14/214

[75] Inventor: **Louis F. Genatossio**, Shrewsbury, Mass.

FOREIGN PATENT DOCUMENTS

224721 5/1962 Germany 181/144

[73] Assignee: **Bose Corporation**, Framingham, Mass.

Primary Examiner—Sandra L. Morris
Attorney, Agent, or Firm—Fish & Richardson

[**] Term: **14 Years**

[57] CLAIM

[21] Appl. No.: **07/909,057**

The ornamental design for a loudspeaker assembly substantially, as shown and described.

[22] Filed: **Jul. 2, 1992**

DESCRIPTION

[51] **LOC (7) Cl.** **14-01**

[52] **U.S. Cl.** **D14/221**

[58] **Field of Search** D14/204, 207-216,
D14/219-222; 181/144, 148, 150, 157,
199

FIG. 1 is a perspective view of the design according to the invention;

FIG. 2 is a front view;

FIG. 3 is a rear view;

FIG. 4 is a top view;

FIG. 5 is a bottom view;

FIG. 6 is a left side view; and,

FIG. 7 is a right side view.

[56] References Cited

U.S. PATENT DOCUMENTS

D. 211,581 7/1968 Lee .
D. 216,019 11/1969 Patch et al. D14/214
D. 265,990 8/1982 Hartwein et al. D14/214
D. 302,979 8/1989 Sanders D14/204

1 Claim, 3 Drawing Sheets






FIG. 1




FIG. 2

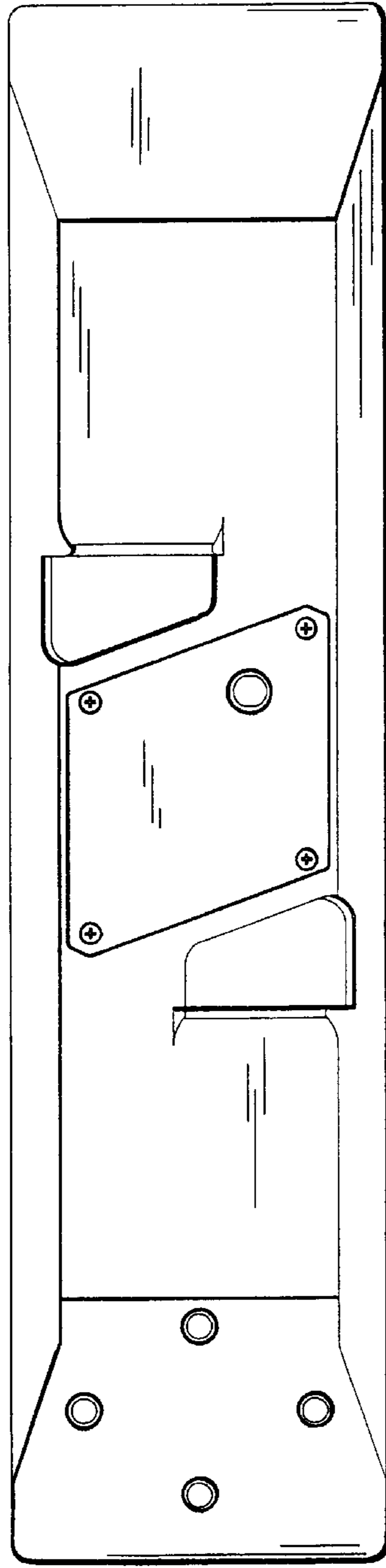


FIG. 3

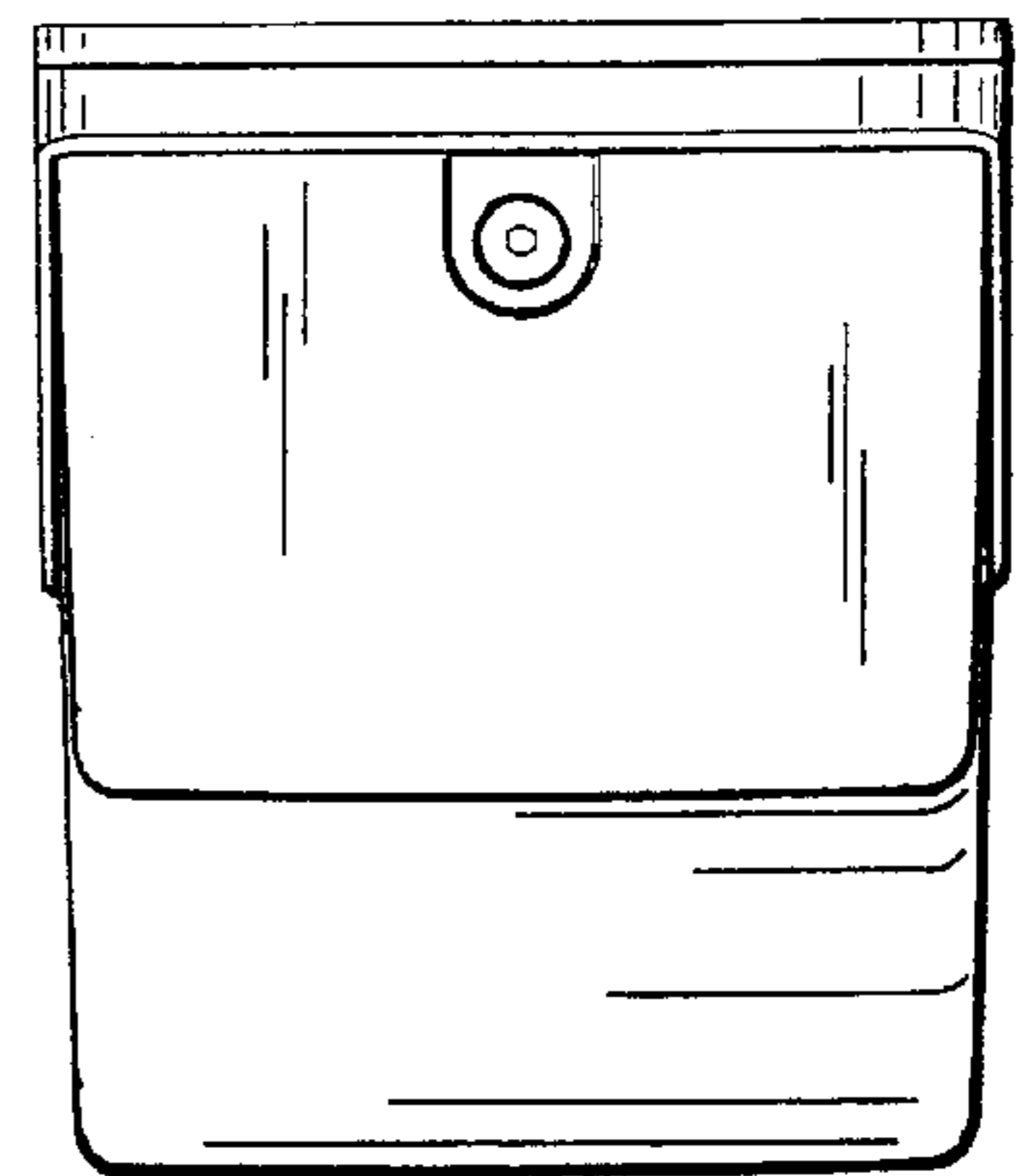


FIG. 4

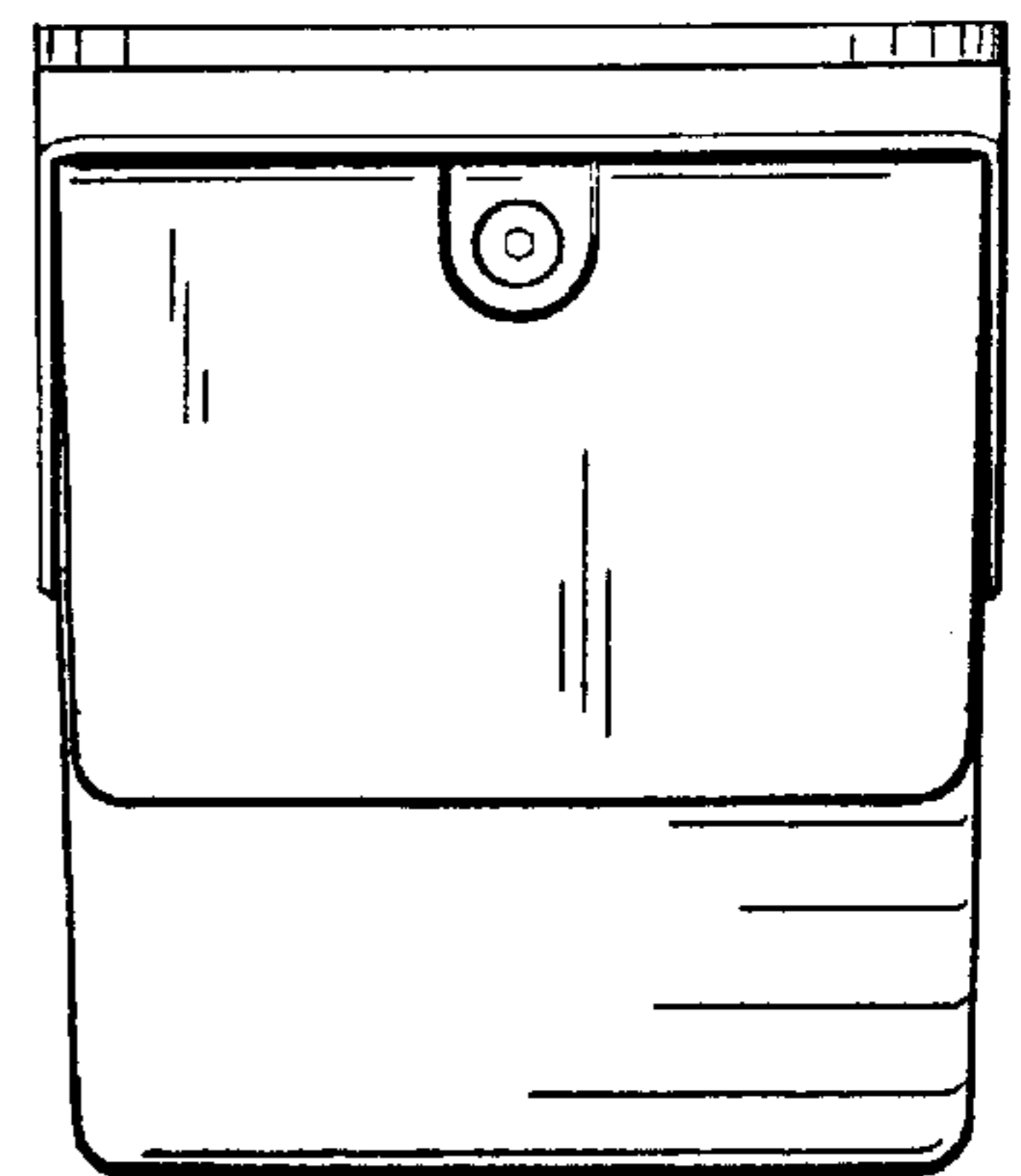


FIG. 5



FIG. 6

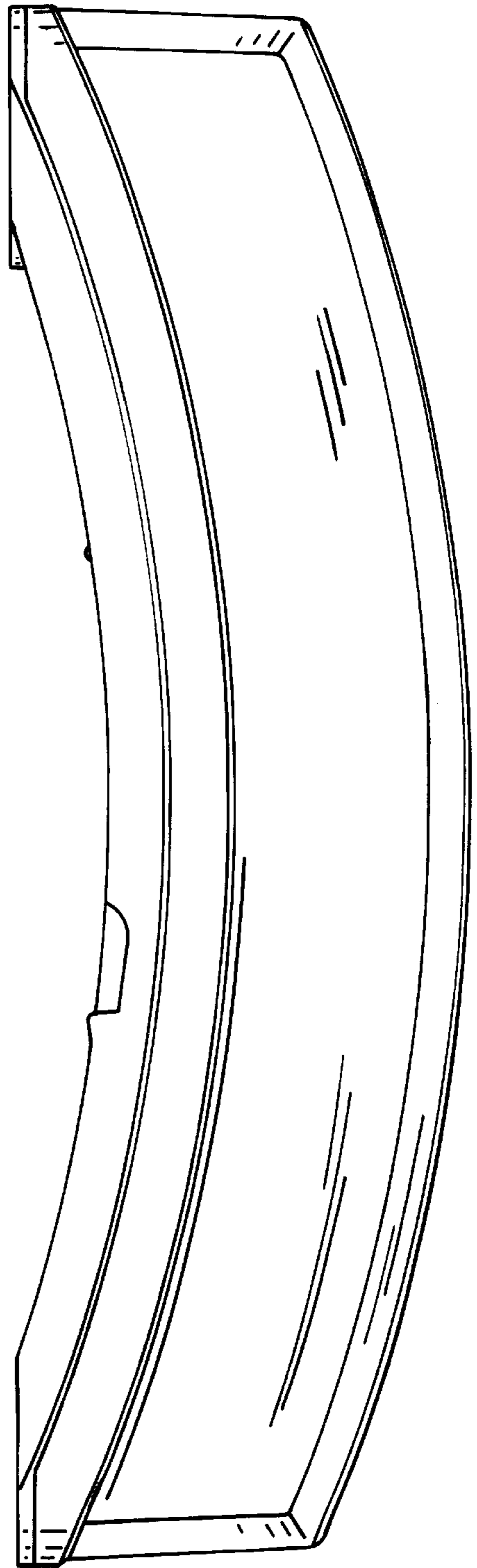


FIG. 7