



US00D429478S

# United States Patent [19]

Heinen et al.

[11] Patent Number: **Des. 429,478**

[45] Date of Patent: **\*\* Aug. 15, 2000**

[54] **TIRE TREAD**

[75] Inventors: **Richard Heinen**, Habay-la-Neuve, Belgium; **Georges Nicolas Hilbert**, Grand Duchy of Luxembourg, Luxembourg

[73] Assignee: **The Goodyear Tire & Rubber Company**, Akron, Ohio

[\*\*] Term: **14 Years**

[21] Appl. No.: **29/111,723**

[22] Filed: **Oct. 1, 1999**

[51] **LOC (7) Cl.** ..... **12-15**

[52] **U.S. Cl.** ..... **D12/147**

[58] **Field of Search** ..... D12/138-152;  
152/209.1, 209.8, 209.9, 209.11, 209.13,  
209.28, 900, 901, 902, 903

[56] **References Cited**

**U.S. PATENT DOCUMENTS**

- D. 275,384 9/1984 Fontaine et al. .
- D. 322,950 1/1992 Overhoff et al. .
- D. 333,455 2/1993 Himuro et al. .
- D. 351,368 10/1994 Graas et al. .
- D. 354,029 1/1995 Voigt et al. .
- D. 369,995 5/1996 Graas et al. .
- D. 370,196 5/1996 Graas et al. .
- D. 379,444 5/1997 Graas et al. .

- D. 379,449 5/1997 Graas et al. .
- D. 379,787 6/1997 Maxwell et al. .
- D. 387,714 12/1997 Heinen .
- D. 390,512 2/1998 Eromäki .
- D. 419,116 1/2000 Guspodin et al. .... D12/147
- D. 420,628 1/2000 Ratliff, Jr. .... D12/142

**OTHER PUBLICATIONS**

Bridgestone Potenza S-02 Tire, 1998 Tread Design Guide, p. 13, Jan. 1998.

*Primary Examiner*—Robert M. Spear  
*Attorney, Agent, or Firm*—T P Lewandowski

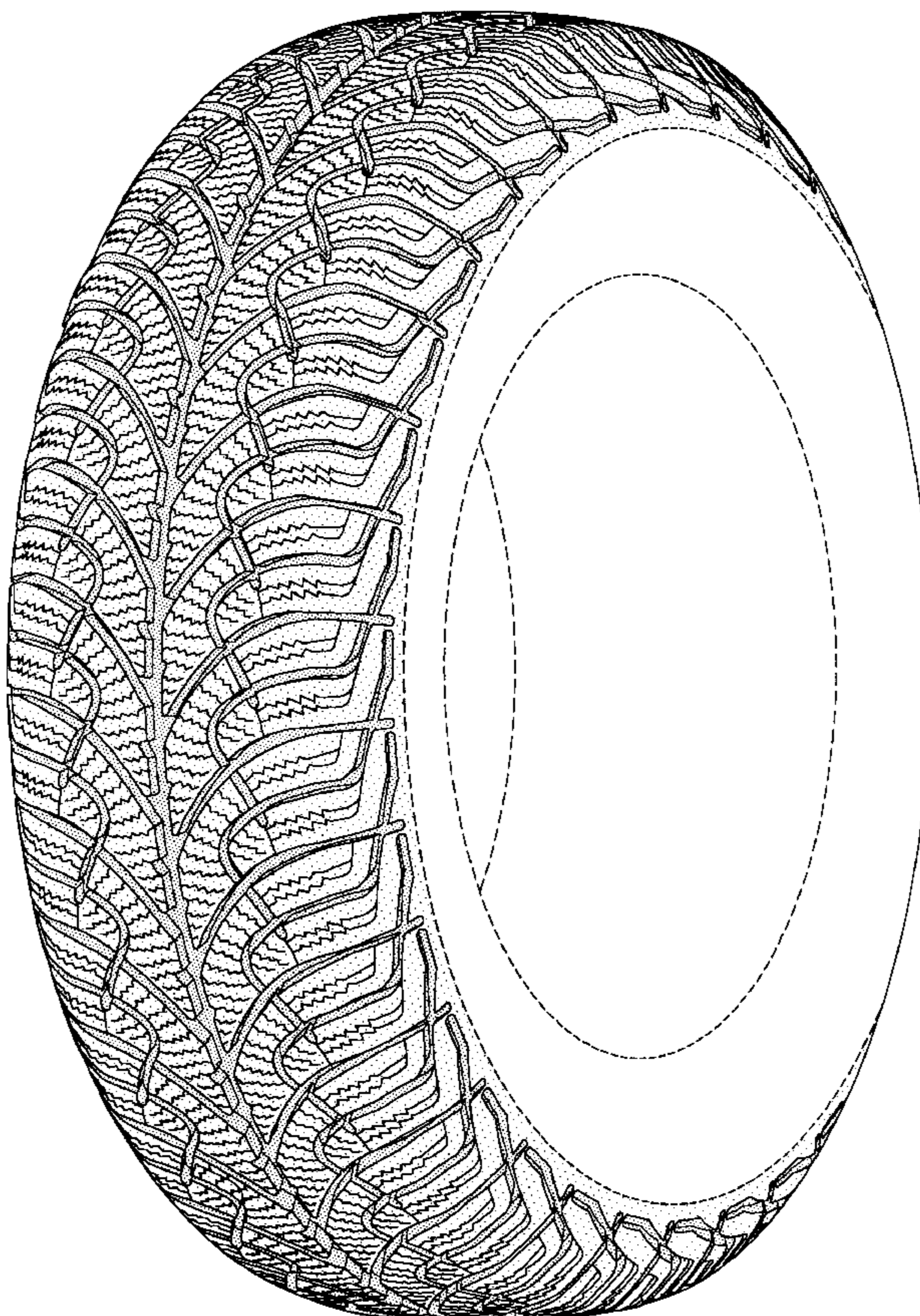
[57] **CLAIM**

The ornamental design for a tire tread, as shown and described.

**DESCRIPTION**

FIG. 1 is a perspective view of a tire tread showing our new design, it being understood that the pattern repeats uniformly throughout the circumference of the tread; FIG. 2 is a front elevational view thereof; FIG. 3 is a side elevational view thereof, the opposite side elevational view being a mirror image thereof; and, FIG. 4 is an enlarged fragmentary perspective view. In the drawings, the broken lines defining the inner bead of the sidewall and the peripheral boundary between the tire tread and the sidewall are for illustrative purposes only and form no part of the claimed design.

**1 Claim, 4 Drawing Sheets**



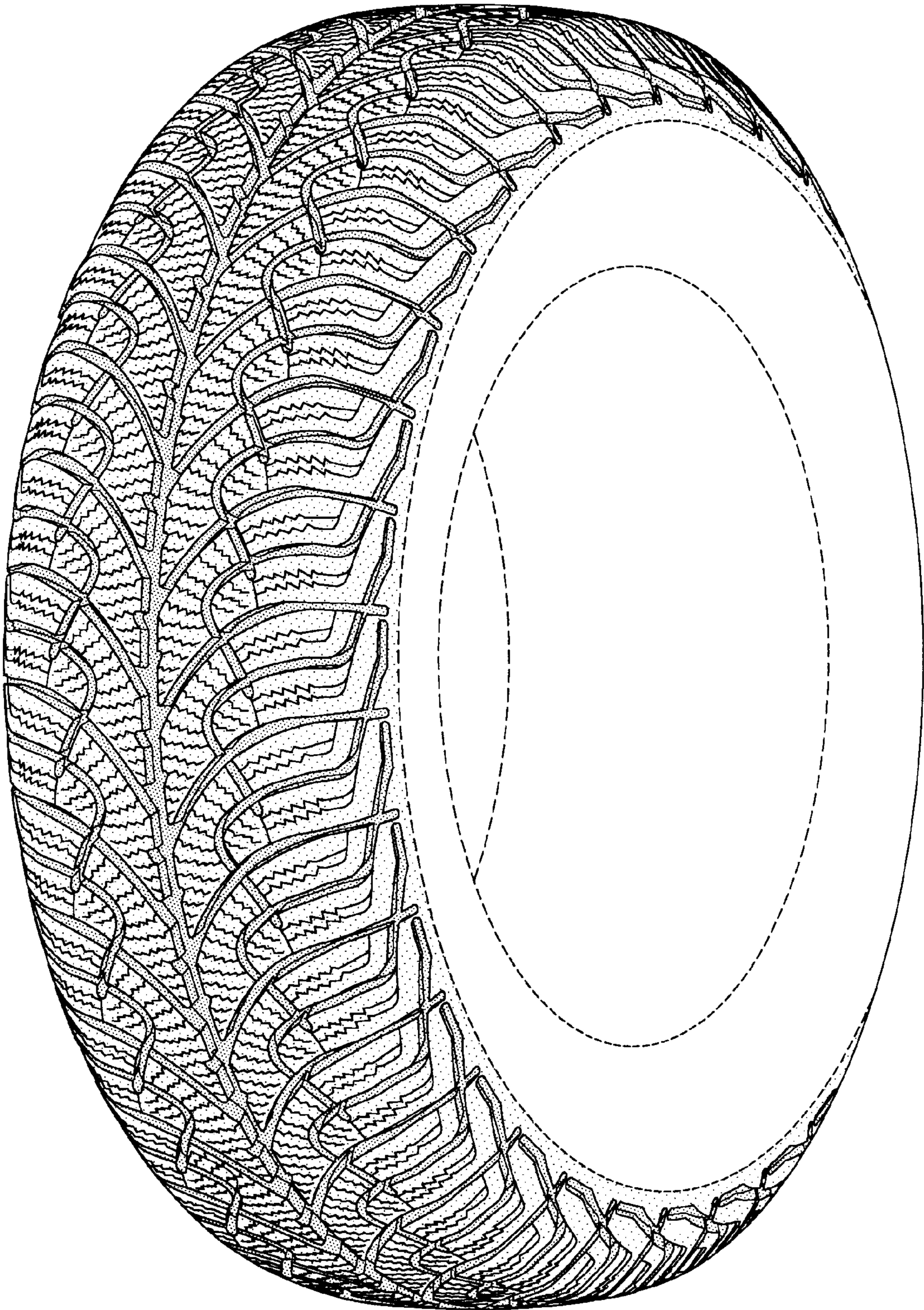


FIG-1

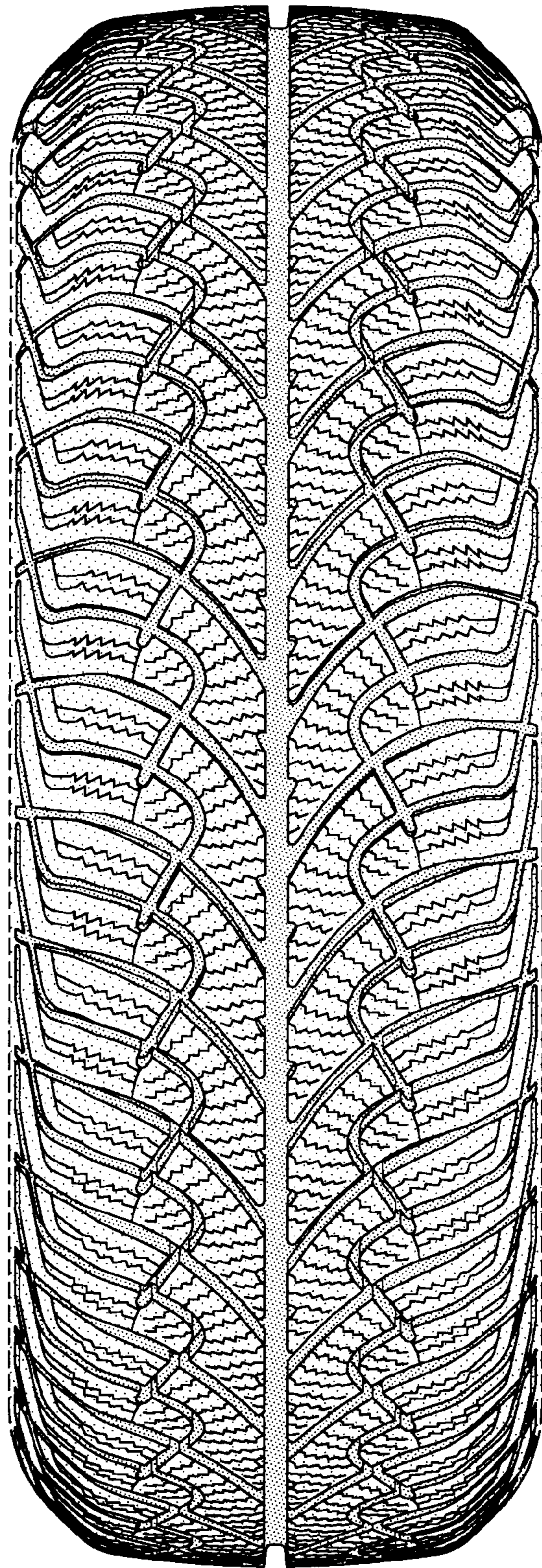


FIG-2




FIG-3

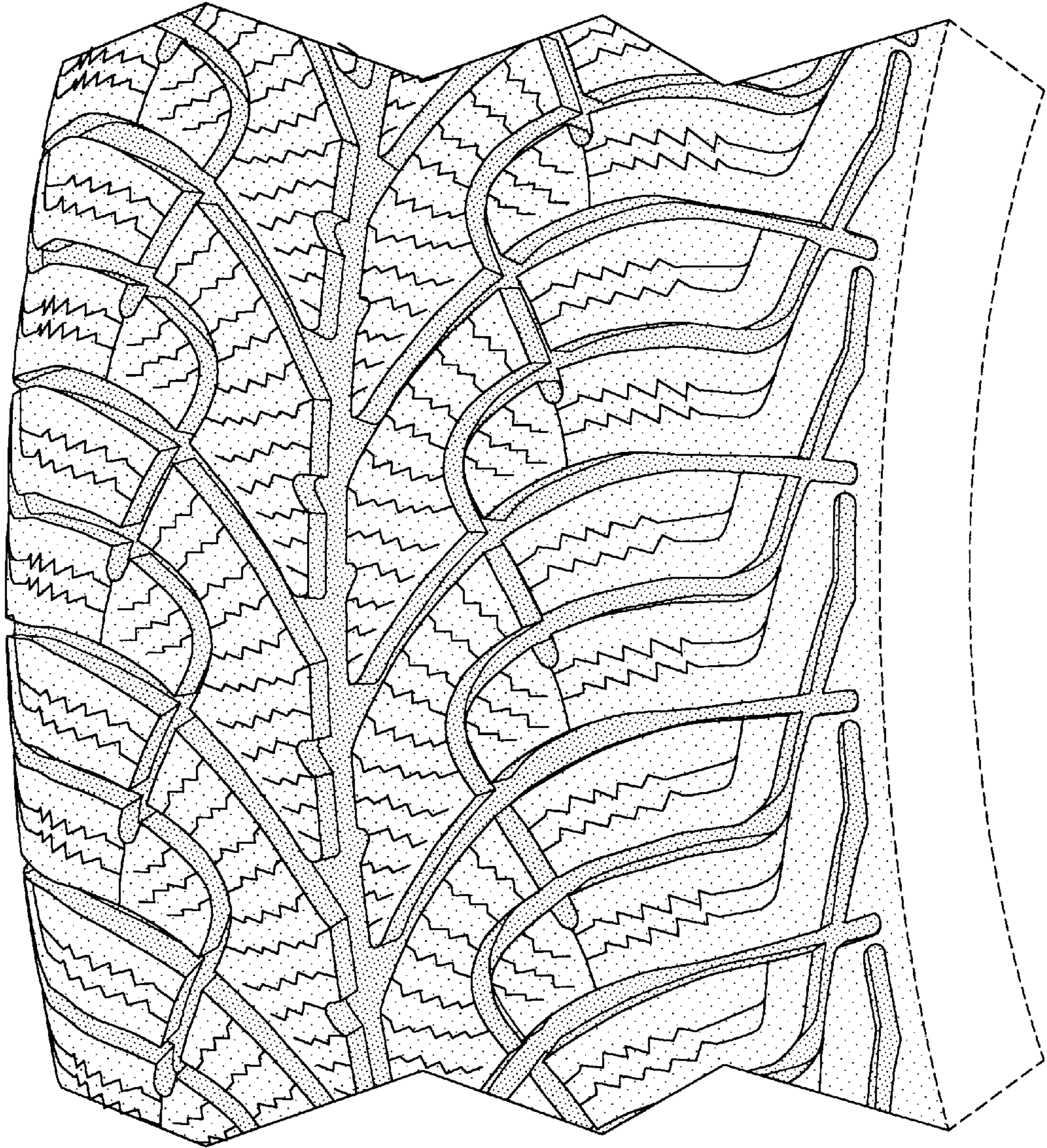


FIG-4