



US00D429469S

# United States Patent [19] McPhee

[11] Patent Number: **Des. 429,469**

[45] Date of Patent: **\*\* Aug. 15, 2000**

[54] **MEDICATION REMINDER**

5,854,774 12/1998 Timme ..... 368/10

[76] Inventor: **Stephen R McPhee**, 132 Booker Bay Rd., Booker Bay, New South Wales, Australia, 2257

### OTHER PUBLICATIONS

*Hong Kong Enterprise*: Jul. 1988—p. 127—calculator at bottom.

[\*\*] Term: **14 Years**

*Primary Examiner*—Nelson C. Holtje

[21] Appl. No.: **29/094,735**

### [57] CLAIM

[22] Filed: **Oct. 8, 1998**

The ornamental design for a medication reminder, as shown.

[51] **LOC (7) Cl.** ..... **10-03**

### DESCRIPTION

[52] **U.S. Cl.** ..... **D10/40; D10/2; D18/2**

FIG. 1 is a top plan view of the medication reminder of the present invention;

[58] **Field of Search** ..... D10/1-40, 122-132; 368/10, 97-100, 107, 121, 206; D18/2, 6, 7

FIG. 2 is a bottom plan view of the medication reminder of FIG. 1;

### [56] References Cited

#### U.S. PATENT DOCUMENTS

D. 294,573	3/1988	Ohzu	.....	D18/2 X
D. 336,441	6/1993	Meyer	.....	D10/40
D. 351,185	10/1994	Matsuda	.....	D18/2
D. 354,072	1/1995	Yanabe	.....	D18/2
4,962,491	10/1990	Schaeffer	.....	368/21
5,689,476	11/1997	Leach	.....	368/10

FIG. 3 is a right side elevational view of the medication reminder of FIG. 1;

FIG. 4 is a left side elevational view of the medication reminder of FIG. 1;

FIG. 5 is a front elevational view of the medication reminder of FIG. 1; and,

FIG. 6 is a back elevational view of the medication reminder of FIG. 1.

**1 Claim, 3 Drawing Sheets**

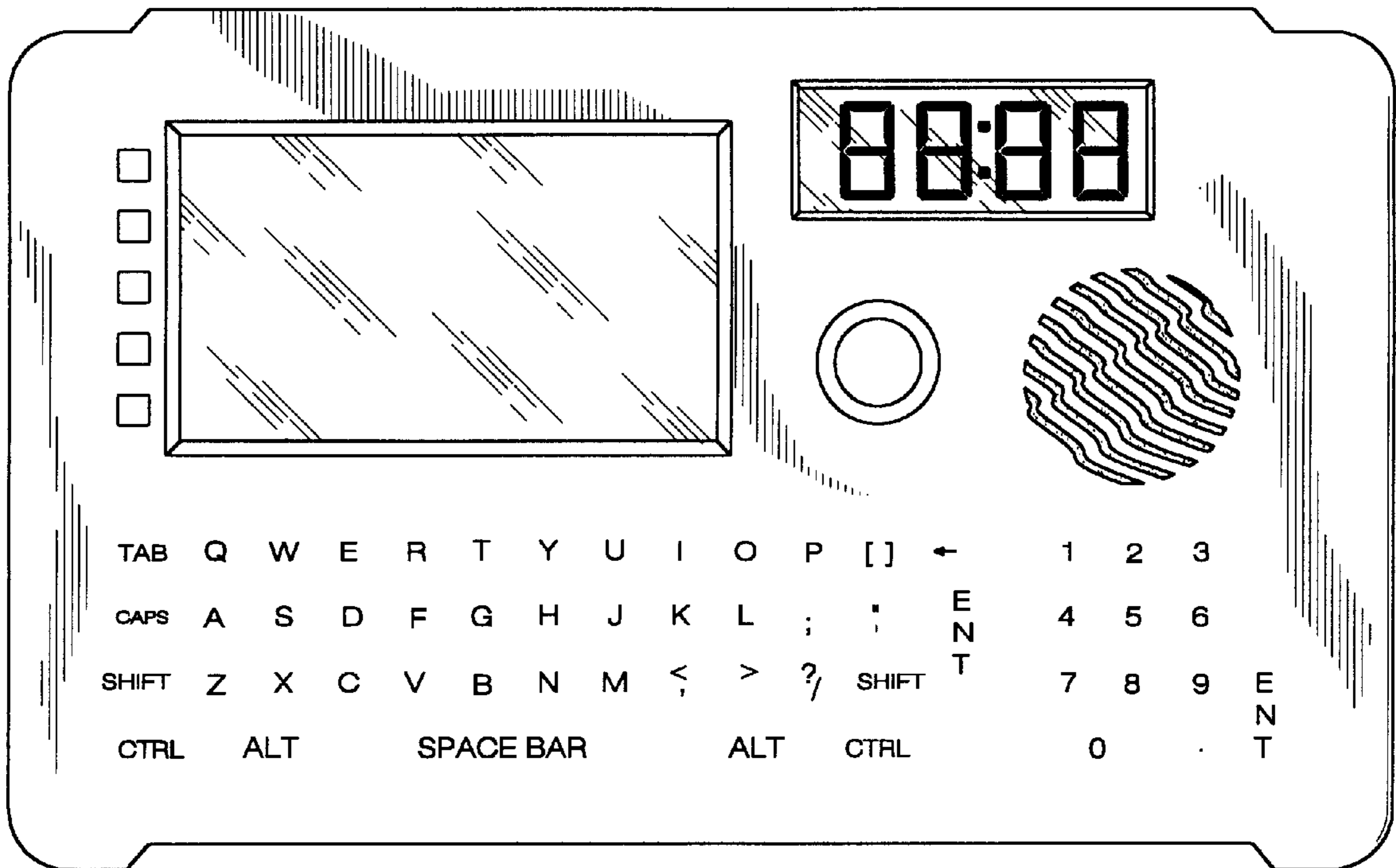


FIG. 1

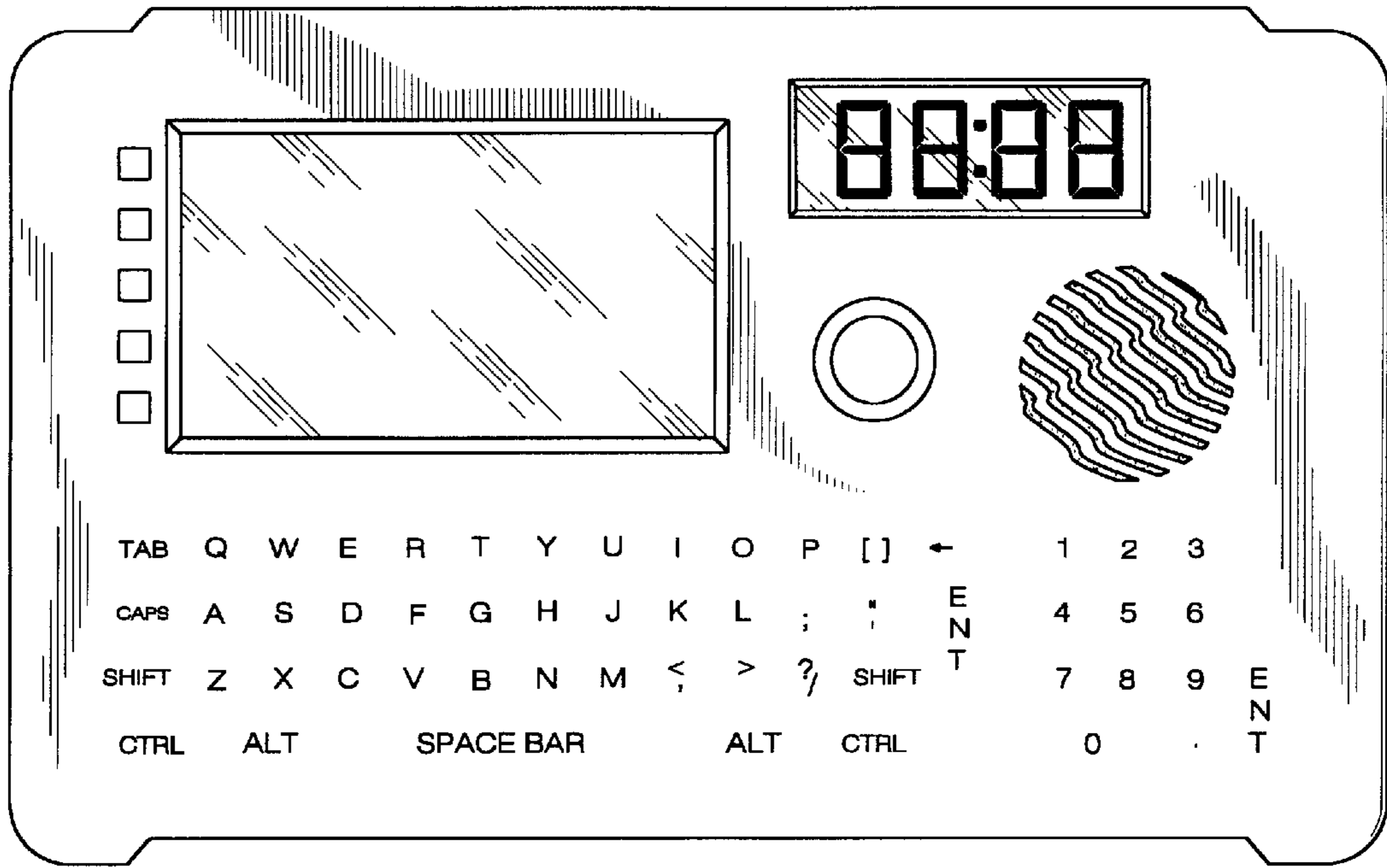


FIG. 2

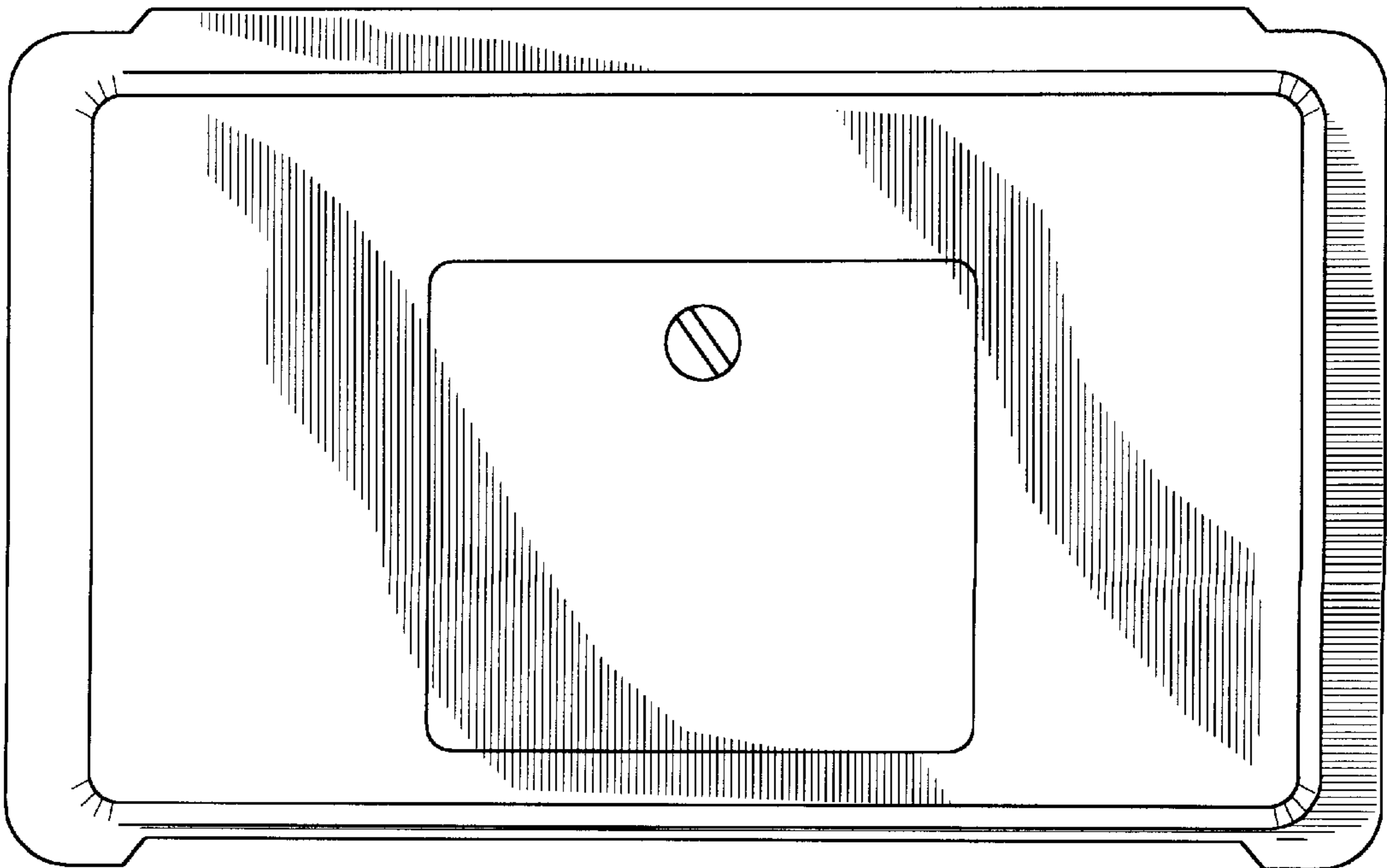


FIG. 3




FIG. 4

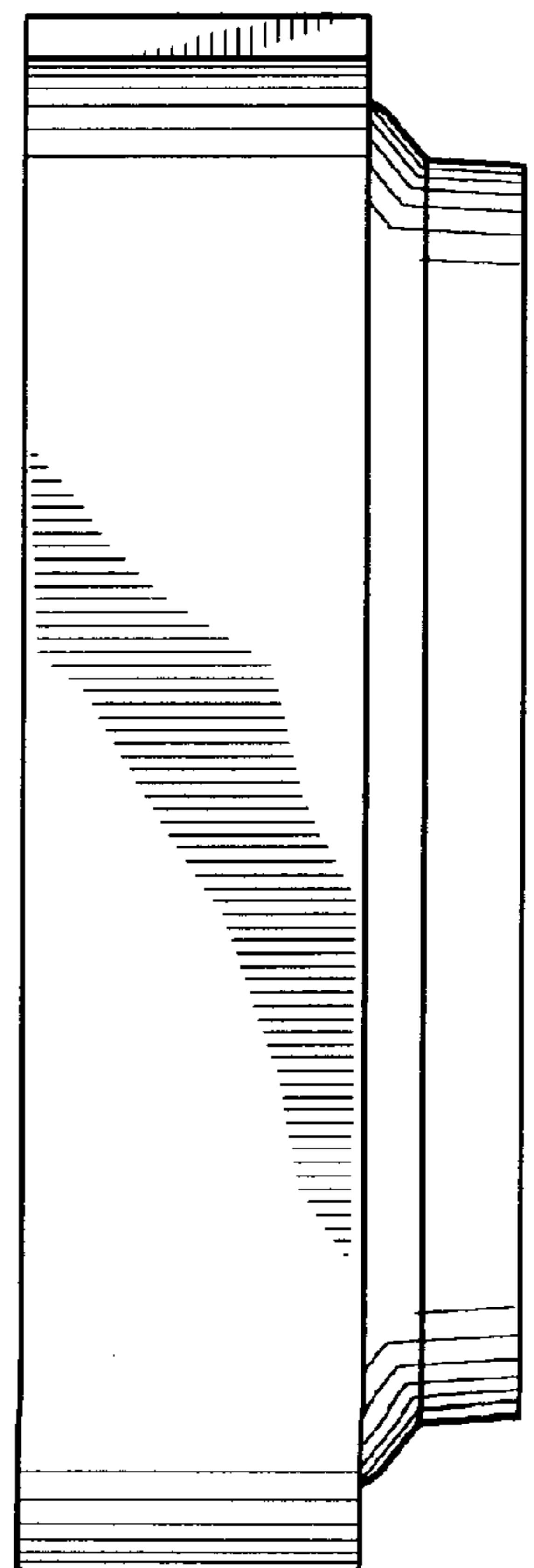


FIG. 5

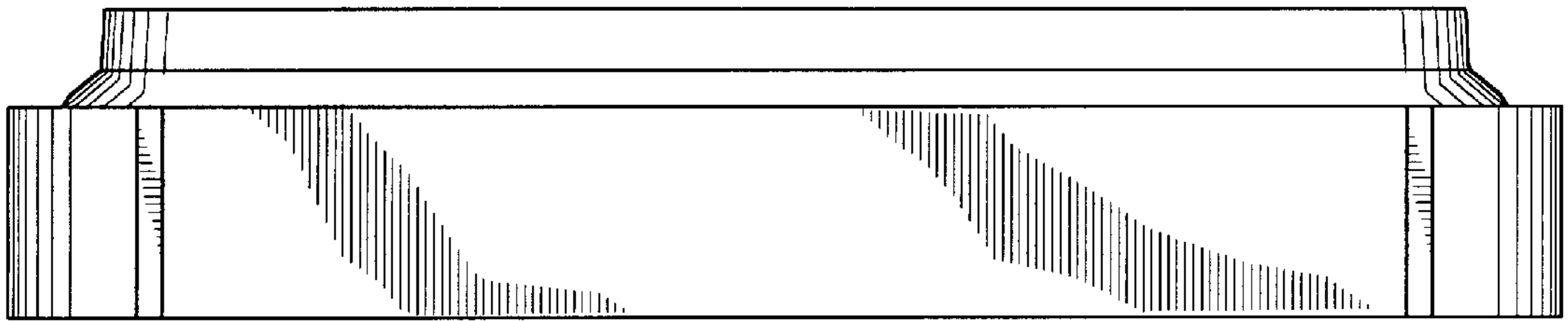


FIG. 6

