



US00D429466S

United States Patent [19]

Wunderman

[11] **Patent Number: Des. 429,466**

[45] **Date of Patent: ** Aug. 15, 2000**

[54] **WATCH CASE**

[75] **Inventor: Severin S. Wunderman**, South Laguna, Calif.

[73] **Assignee: Severin Montres AG**, Bern, Switzerland

[**] **Term: 14 Years**

[21] **Appl. No.: 29/113,840**

[22] **Filed: Nov. 12, 1999**

[51] **LOC (7) Cl. 10-02**

[52] **U.S. Cl. D10/30; D10/39**

[58] **Field of Search D10/1-40, 122-132; 368/280-282, 276-277, 285**

[56] **References Cited**

U.S. PATENT DOCUMENTS

- D. 78,492 5/1929 Stegeman D10/30
- D. 287,471 12/1986 Sato et al. D10/38

- D. 360,592 7/1995 Wermekes D10/32
- D. 386,696 11/1997 Walch D10/34
- D. 399,759 10/1998 Kennedy D10/30
- D. 401,159 11/1998 Sugita et al. D10/30

Primary Examiner—Nelson C. Holtje
Attorney, Agent, or Firm—Colucci & Umans

[57] **CLAIM**

The ornamental design for a watch case, as shown and described.

DESCRIPTION

FIG. 1 is a perspective view of a watch case showing my new design therefor;
FIG. 2 is a top plan view thereof;
FIG. 3 is a bottom plan view thereof;
FIG. 4 is a right-side elevational view thereof;
FIG. 5 is a left-side elevational view thereof;
FIG. 6 is a front elevational view thereof; and,
FIG. 7 is a rear elevational view thereof.

1 Claim, 2 Drawing Sheets




FIG. 1




FIG. 2




FIG. 3




FIG. 4




FIG. 6




FIG. 5




FIG. 7

