



US00D429439S

United States Patent [19] Mok

[11] Patent Number: **Des. 429,439**

[45] Date of Patent: **** Aug. 15, 2000**

[54] **CD RACK**

[76] Inventor: **Sze-Man Mok**, Flat D, 26/F, Golden Phoenix Court, 1-2 St. Stephen's Lane, Midlevels, The Hong Kong Special Administrative Region of the People's Republic of China

[**] Term: **14 Years**

[21] Appl. No.: **29/096,924**

[22] Filed: **Nov. 23, 1998**

[51] **LOC (7) Cl.** **06-04**

[52] **U.S. Cl.** **D6/630; D6/468**

[58] **Field of Search** D6/407, 626-630, D6/462-468, 450, 457, 473-476, 556-567, 570-572, 553; 312/9.1-9.64; D19/90; D32/55, 58; 211/40, 41.1, 41.2, 41.3, 41.4, 42, 41.12, 44, 41.18, 48, 181.1; 206/307.1, 307, 308.1, 445, 387.15, 454, 387.1, 425

[56] **References Cited**

U.S. PATENT DOCUMENTS

Re. 35,761	4/1998	Dardashti	211/40
D. 301,813	6/1989	Manhart	D6/467
D. 351,528	10/1994	Dardashti	D6/630
D. 352,848	11/1994	Dardashti	D6/465
D. 356,700	3/1995	Lee	D6/407
D. 359,648	6/1995	Hwang	D6/629
D. 364,979	12/1995	Thomas et al.	D6/465
D. 395,189	6/1998	Chow	D6/630
D. 395,569	6/1998	Hamada	D6/629

D. 412,805	8/1999	Cheris et al.	D6/630
5,341,943	8/1994	Fraser	211/40
5,370,242	12/1994	Huang	211/40
5,692,623	12/1997	Todor et al.	206/307.1
5,788,088	8/1998	Kao	211/40
5,984,115	11/1999	Koestenblatt et al.	211/40
6,019,230	2/2000	Hayashi	211/41.12

OTHER PUBLICATIONS

Lilian Vernon catalog vol. 508, Fall 1995, p. 59, item 704 EAG.

Promotional material for a CD Rack which was shown to the public in 1994 in Hong Kong.

Primary Examiner—Jeffrey Asch

Attorney, Agent, or Firm—John L. Chiatelas; Marguerite Del Valle

[57] **CLAIM**

The ornamental design for the CD rack, as shown and described.

DESCRIPTION

FIG. 1 is a front left top perspective view of the new ornamental CD rack of the present invention.

FIG. 2 is a front view thereof.

FIG. 3 is a rear view thereof.


FIG. 4 is a right side view thereof.

FIG. 5 is a left side view thereof.

FIG. 6 is a top view thereof with the base omitted for convenience of illustration; and,

FIG. 7 is a bottom view thereof.

1 Claim, 4 Drawing Sheets






Fig. 1




Fig. 2




Fig. 3




Fig. 4




Fig. 5

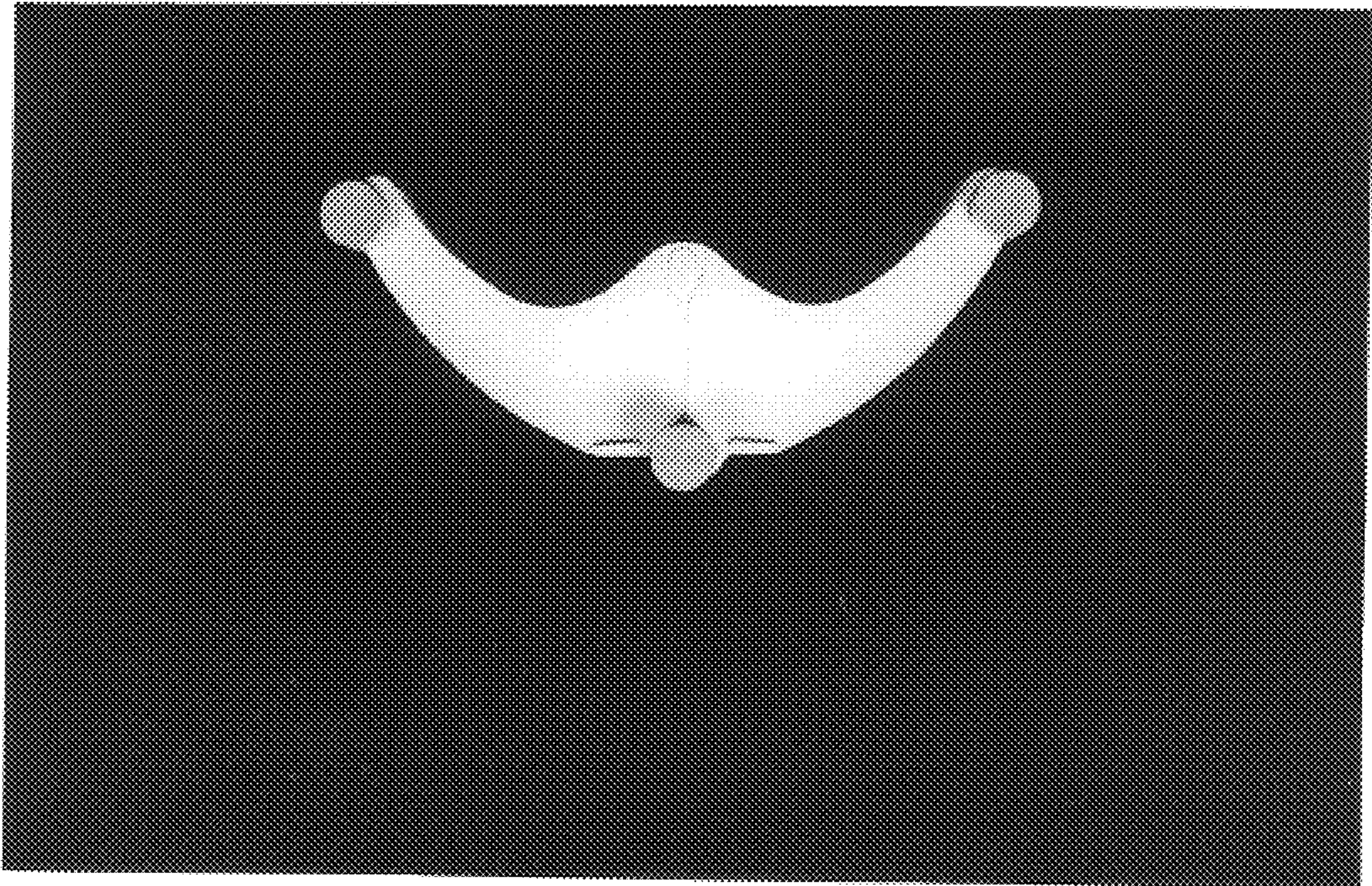


Fig. 6




Fig. 7