



US00D429436S

# United States Patent [19]

Belokin et al.

[11] **Patent Number: Des. 429,436**

[45] **Date of Patent: \*\* Aug. 15, 2000**

[54] **VERTICAL SHELF ARRAY**

D. 357,861 5/1995 Belokin, Jr. .... D6/570  
D. 398,180 9/1998 Winter et al. .... D6/570 X

[76] Inventors: **Paul Belokin; Martin P. Belokin**, both of 7801 I-35 North, Denton, Tex. 76202; **Norman P. Belokin**, 1606 Oak Ridge Dr., Corinth, Tex. 76205

*Primary Examiner*—Brian N. Vinson  
*Attorney, Agent, or Firm*—Jack A. Kanz

[\*\*] Term: **14 Years**

[57] **CLAIM**

The ornamental design for a vertical shelf array, as shown and described.

[21] Appl. No.: **29/092,164**

[22] Filed: **Aug. 13, 1998**

**DESCRIPTION**

[51] **LOC (7) Cl.** ..... **06-04**

[52] **U.S. Cl.** ..... **D6/570**

[58] **Field of Search** ..... D6/512, 553, 567,  
D6/569, 570; 211/13.1, 86, 87, 90, 94.5,  
134

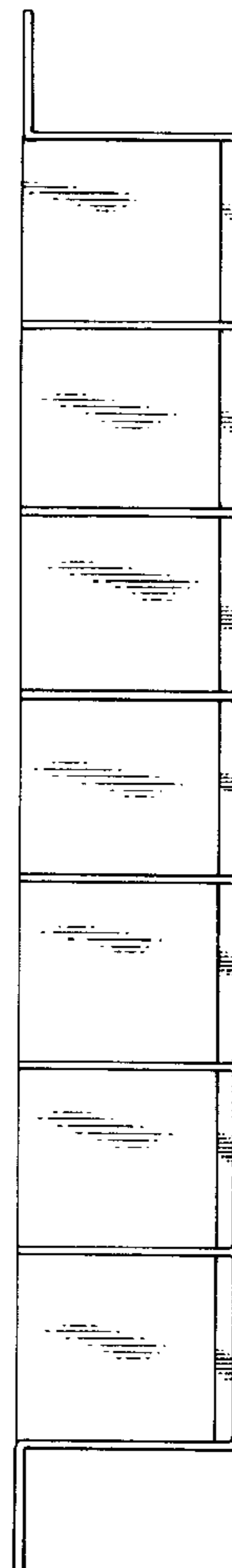
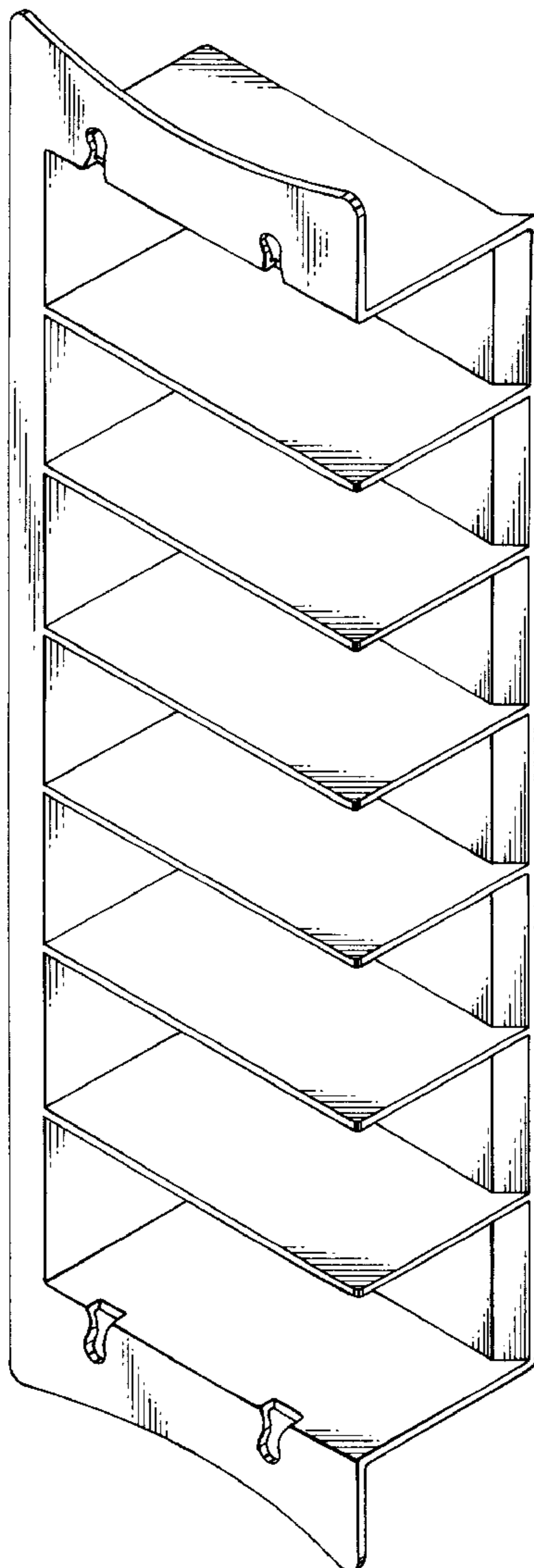
FIG. 1 is a front perspective view of a vertical shelf array showing our new design;  
FIG. 2 is a side elevation view of the right-hand side thereof;  
FIG. 3 is a rear elevational view thereof;  
FIG. 4 is a side elevational view of the left-hand side thereof; and,  
FIG. 5 is a top plan view thereof, the bottom plan view being a mirror image of the view of FIG. 5.

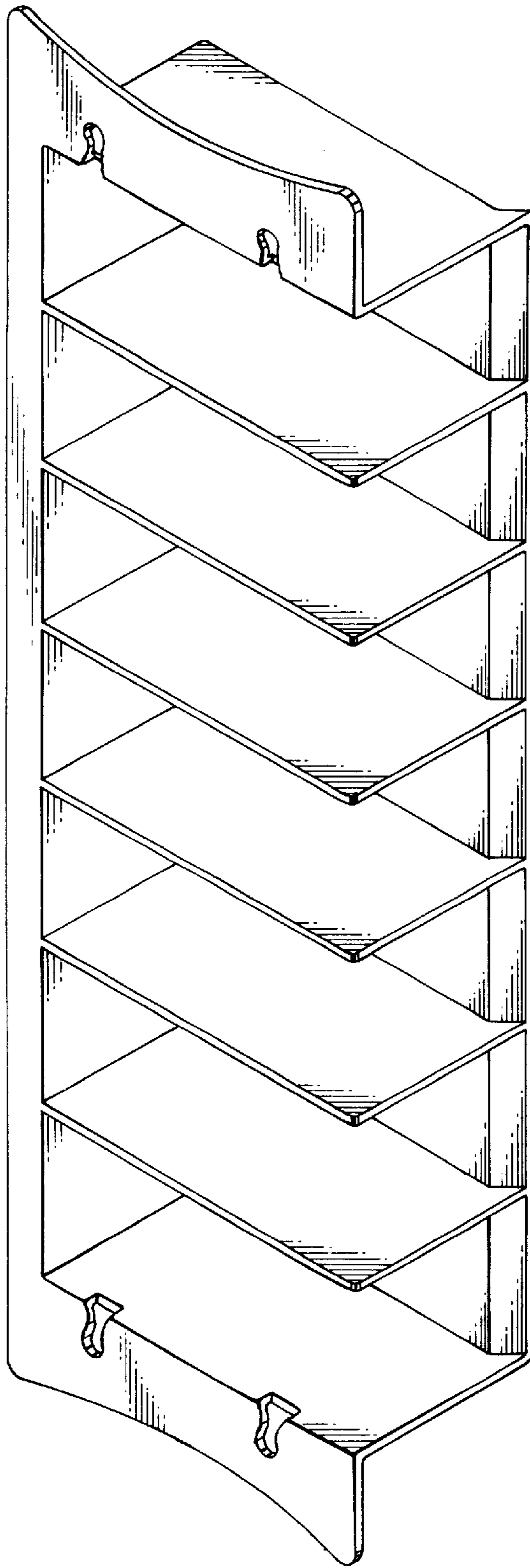
[56] **References Cited**

**U.S. PATENT DOCUMENTS**

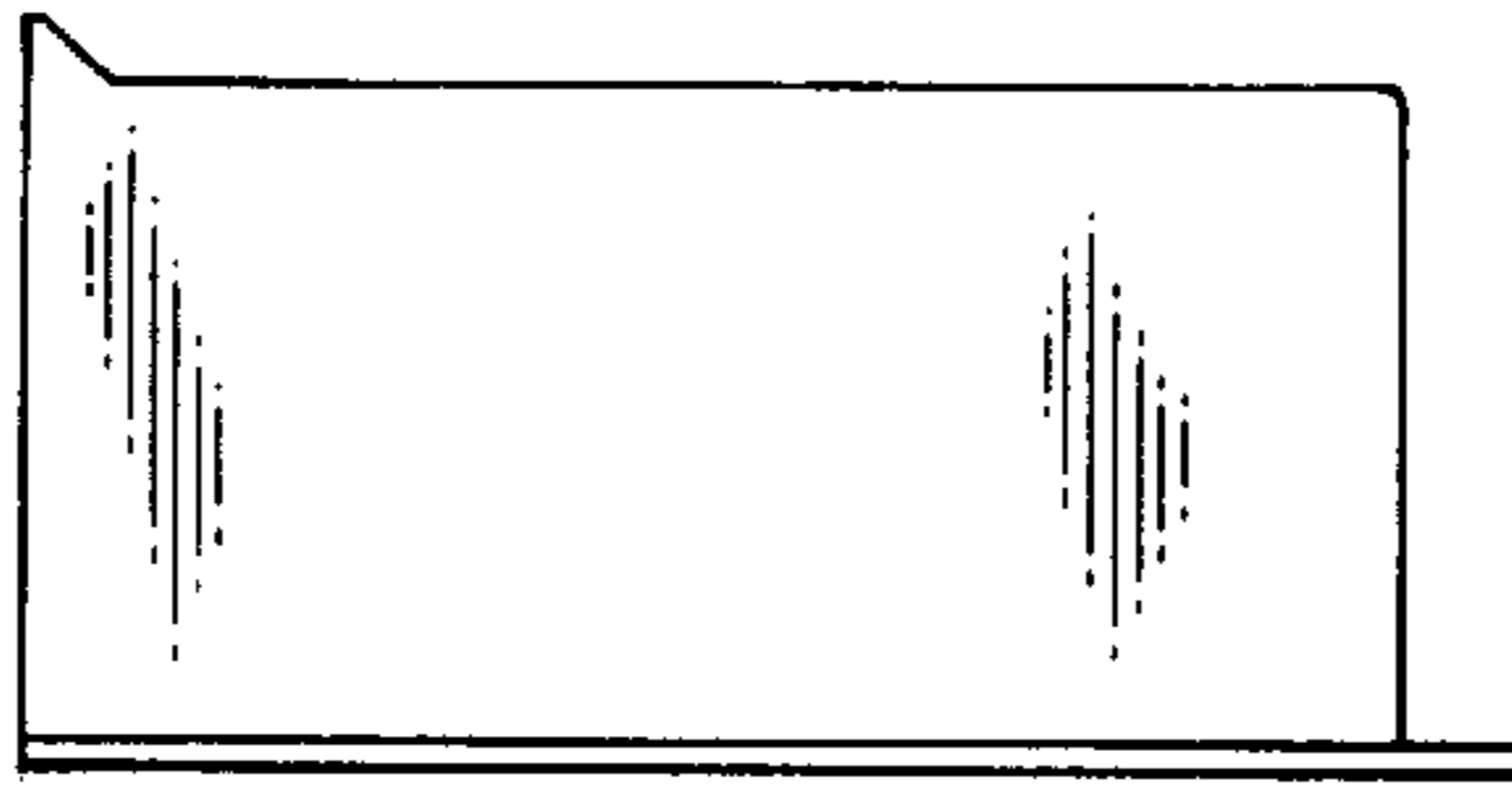
D. 262,666 1/1982 Tager ..... D6/570

**1 Claim, 2 Drawing Sheets**

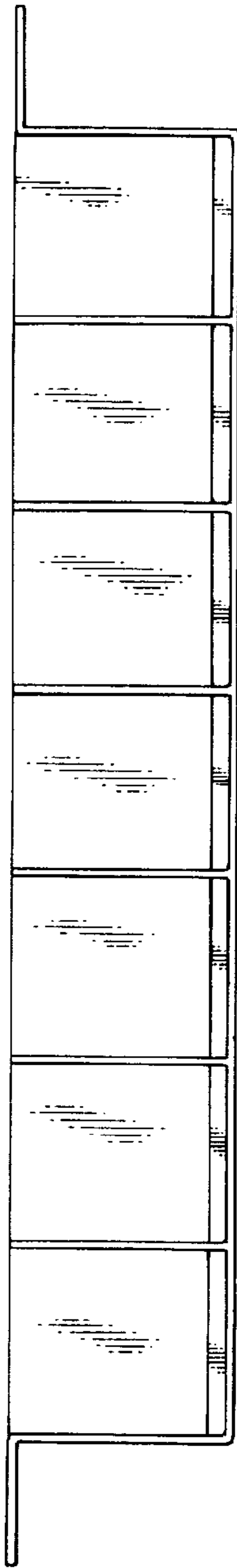





*Fig. 1*




**Fig. 5**



**Fig. 2**



**Fig. 3**



**Fig. 4**