



US00D429428S

**United States Patent** [19]  
**Aloisi**

[11] **Patent Number:** **Des. 429,428**  
[45] **Date of Patent:** **\*\* Aug. 15, 2000**

[54] **OBJECT HOLDER AND ORGANIZER**

[76] **Inventor:** **Tania Aloisi**, 10 Winding Ridge, Clifton Park, N.Y. 12065

[\*\*] **Term:** **14 Years**

[21] **Appl. No.:** **29/101,096**

[22] **Filed:** **Feb. 25, 1999**

[51] **LOC (7) Cl.** ..... **06-04**

[52] **U.S. Cl.** ..... **D6/453**

[58] **Field of Search** ..... D6/411, 412, 450–453,  
D6/434, 435; 248/176.1; 211/1, 13.1, 85.3;  
108/59, 60, 161; 312/204

[56] **References Cited**

**U.S. PATENT DOCUMENTS**

D. 89,042	1/1933	Hallward	.....	D6/435
D. 218,370	8/1970	Benz	.....	D6/435
D. 230,916	3/1974	Rau, Sr.	.....	D6/450
D. 320,322	10/1991	Hendrix	.....	D6/453
3,126,237	3/1964	Kirk	.....	312/204

*Primary Examiner*—Cathron B. Matta  
*Attorney, Agent, or Firm*—Heslin & Rothenberg, P.C.

[57] **CLAIM**

The ornamental design for an object holder and organizer, as shown and described.

**DESCRIPTION**


A portion of the disclosure of this patent document contains material to which a claim for copyright is made. The copyright owner has no objection to the facsimile reproduction by anyone of the patent document or the patent disclosure, as it appears in the patent and trademark office patent file or records, but reserves all other copyrights whatsoever. FIG. 1 is a front, top, and right side perspective view of the object holder and organizer according to the invention, it being understood the the perspective view from the left side is substantially a mirror image; and, FIG. 2 is a view similar to FIG. 1, with several broken line illustrations of environmental matter including a backpack, boots, and some hooks.

The rear and bottom elements of the design are flat and unornamented.

The broken line showing of indicia and environmental objects is for illustrative purposes only and form no part of the claimed design.

The portions of the object holder and organizer not shown in the drawing or described in the specification form no part of the claimed design.

**1 Claim, 2 Drawing Sheets**






FIG. 1




FIG. 2