



US00D429413S

**United States Patent** [19]  
**Fogg**

[11] **Patent Number: Des. 429,413**

[45] **Date of Patent: \*\* Aug. 15, 2000**

[54] **PORTION OF A SHOE UPPER**

D. 417,948 12/1999 Cooper .

[75] Inventor: **Peter M. Fogg**, Lake Oswego, Oreg.

**OTHER PUBLICATIONS**

[73] Assignee: **Nike, Inc.**, Beaverton, Oreg.

Nike Spring 1993, Footwear Catalog, p. 76, published Jun. 1992.

[\*\*] Term: **14 Years**

Nike Fall 1995 Footwear Catalog, p. 26, published Nov. 1994.

[21] Appl. No.: **29/118,543**

Nike Late Spring 1996 Footwear Catalog, p. 5, published Aug. 1995.

[22] Filed: **Feb. 11, 2000**

Nike Holiday 1996 Footwear Catalog, p. 22, published Mar. 1996.

[51] **LOC (7) Cl.** ..... **02-99**

Nike Spring 1997 Footwear Catalog, p. 131, published Jun. 1996.

[52] **U.S. Cl.** ..... **D2/972**

Nike Fall 1997 Footwear Catalog, p. 7, published Dec. 1996.

[58] **Field of Search** ..... D2/896, 902, 907,  
D2/943, 944, 969, 970, 973; 36/45, 50.1,  
51, 77 M, 77 R, 83, 88, 89, 113, 114, 126-130

Nike Late Spring 1998 Footwear Catalog, p. 64, published Sep. 1997.

Nike Holiday 1999 Footwear Catalog, p. M17, published Mar. 1999.

[56] **References Cited**

*Primary Examiner*—Dominic Simone

*Attorney, Agent, or Firm*—Banner & Witcoff, Ltd.

**U.S. PATENT DOCUMENTS**

[57] **CLAIM**

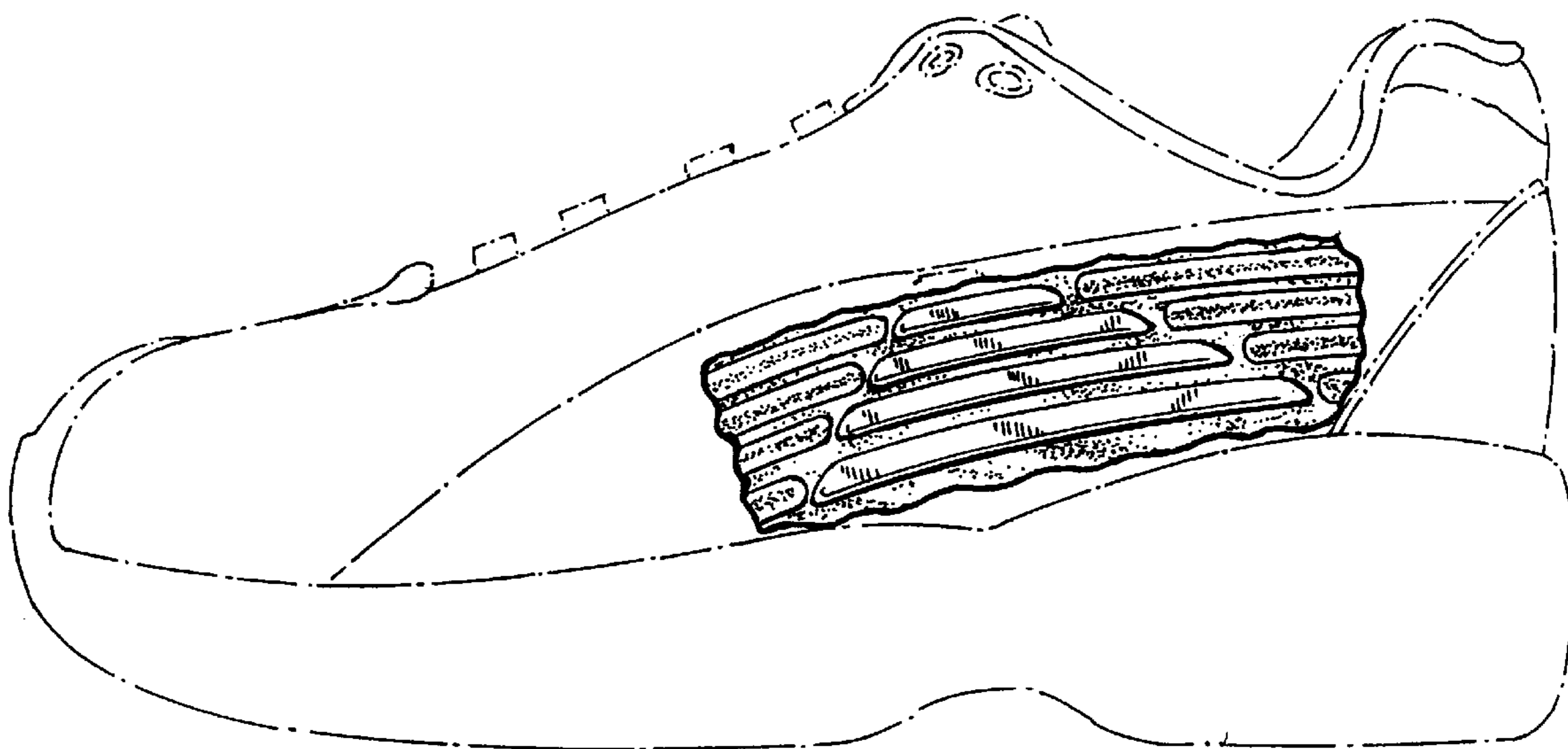
- D. 300,983 5/1989 Le .
- D. 302,485 8/1989 Mourad et al. .
- D. 307,350 4/1990 Brown et al. .
- D. 309,824 8/1990 Aveni et al. .
- D. 312,919 12/1990 Aveni .
- D. 320,689 10/1991 Smith .
- D. 328,966 9/1992 Aveni .
- D. 333,550 3/1993 Marziali et al. .
- D. 338,995 9/1993 Snell .
- D. 356,435 3/1995 Vignola et al. .
- D. 382,101 8/1997 Teague .
- D. 382,391 8/1997 Cass .
- D. 386,604 11/1997 Cass .
- D. 392,455 3/1998 Lozano .
- D. 392,782 3/1998 Obi .
- D. 411,761 7/1999 Lotti ..... D2/972
- D. 412,235 7/1999 Taylor et al. .
- D. 415,883 11/1999 Kozo .
- D. 415,884 11/1999 Kozo .
- D. 417,775 12/1999 Holmes .

The ornamental design for a portion of a shoe upper, as shown and described.

**DESCRIPTION**

FIG. 1 is a perspective view of a portion of a shoe upper showing my new design;  
FIG. 2 is a side elevational view thereof;  
FIG. 3 is a front elevational view thereof;  
FIG. 4 is a rear elevational view thereof; and,  
FIG. 5 is a top plan view thereof.  
The broken line showing of the remainder of the shoe is for illustrative purposes only and forms no part of the claimed design.

**1 Claim, 2 Drawing Sheets**






FIG. 1

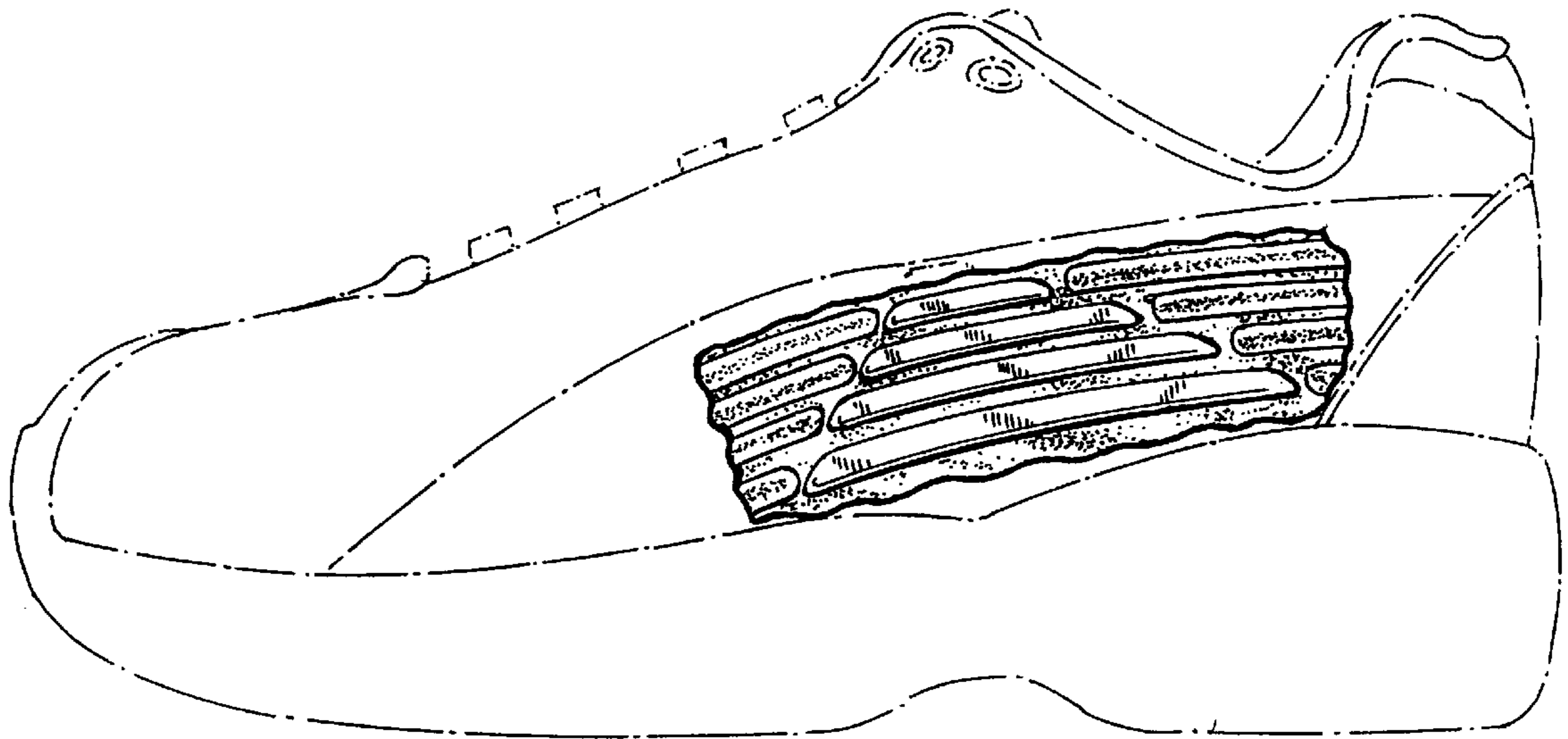


FIG. 2

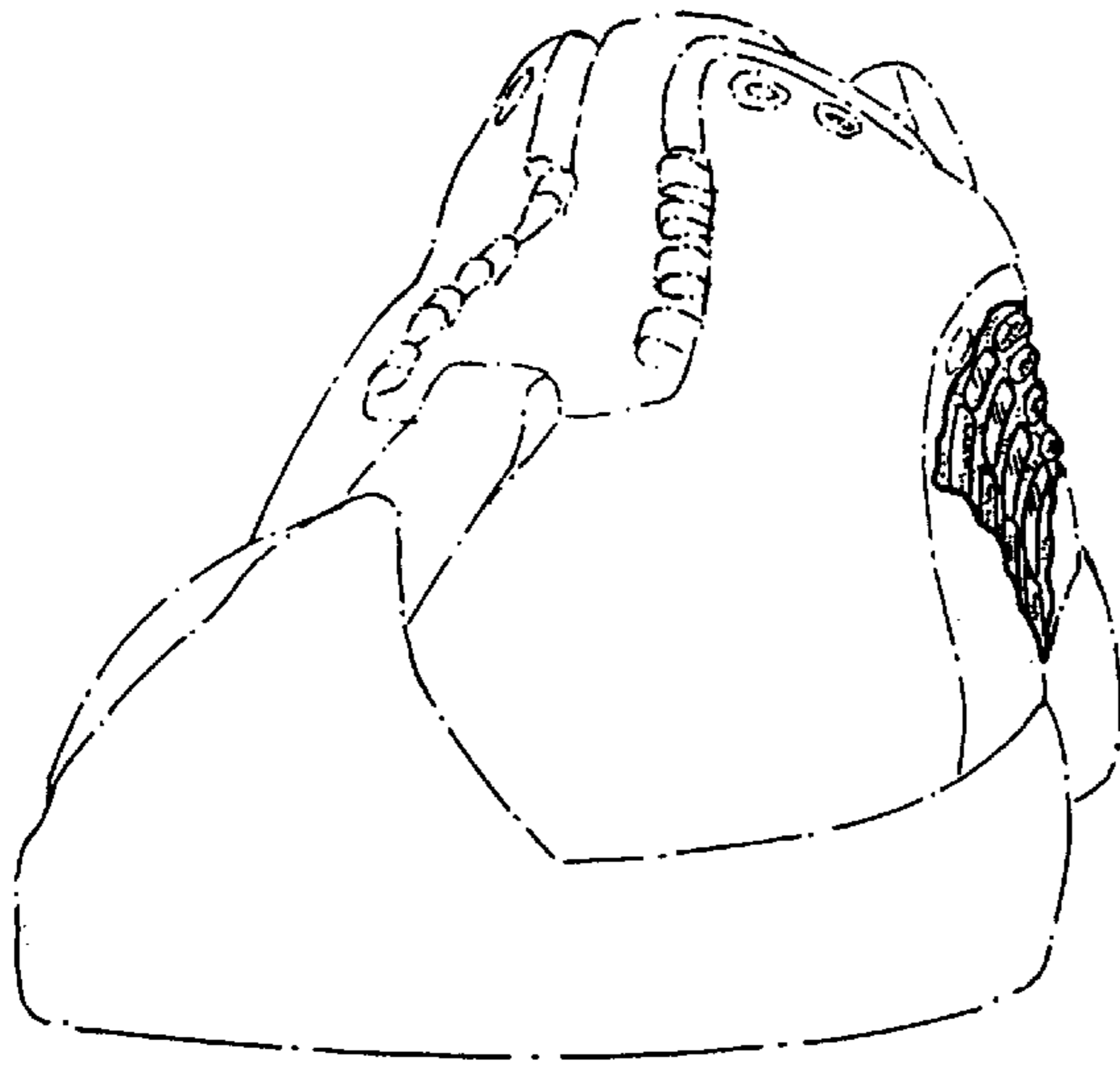


FIG. 3

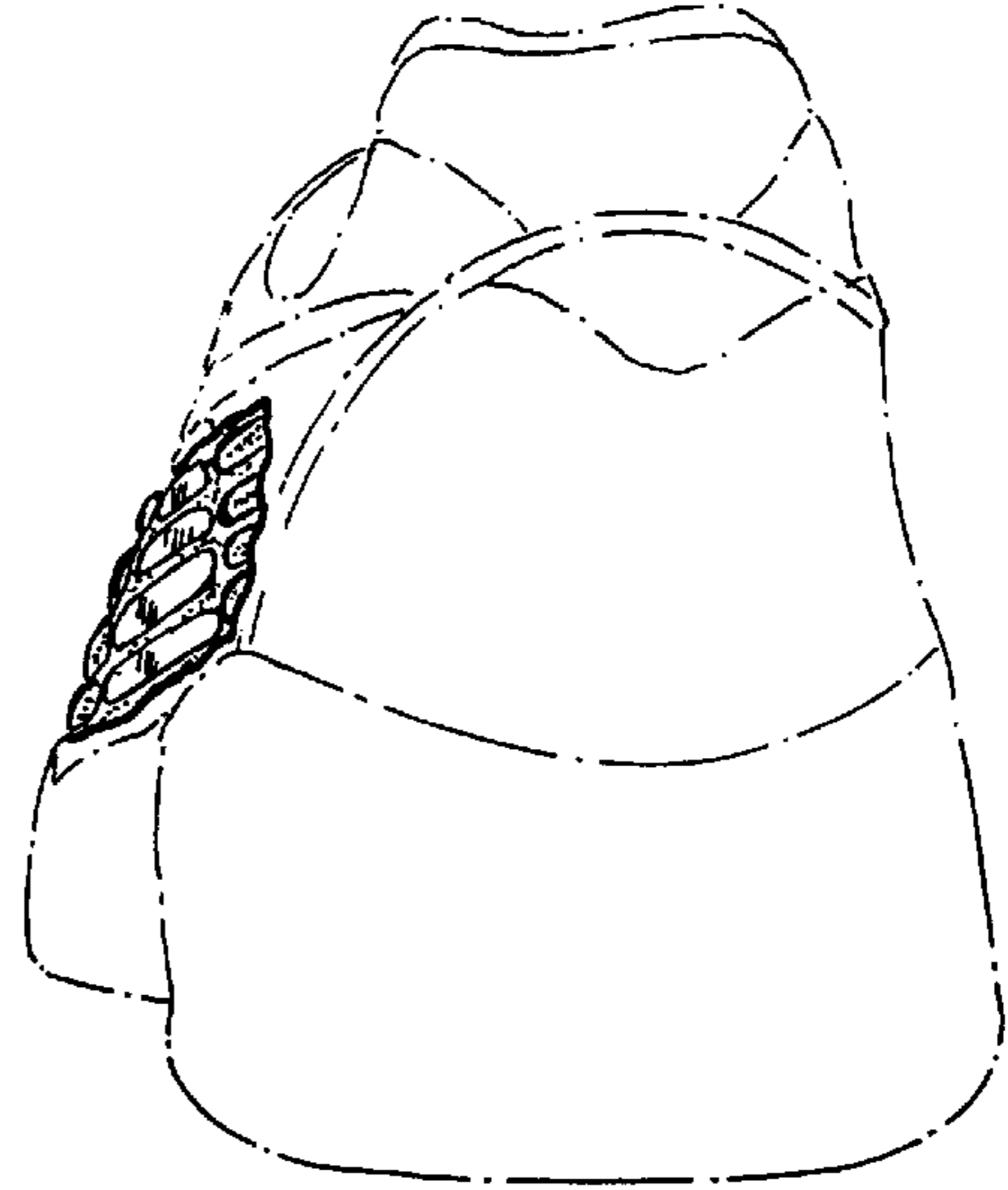


FIG. 4

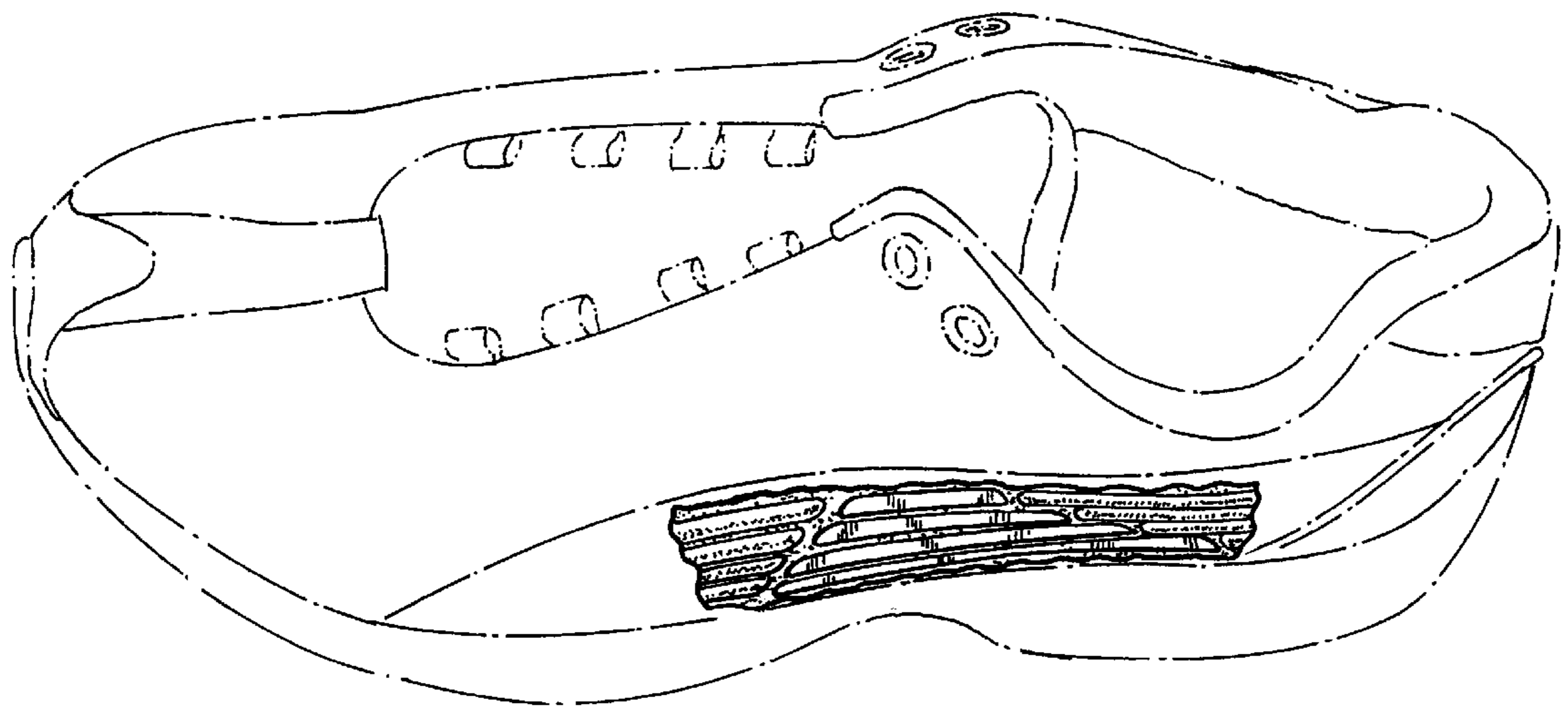


FIG. 5