



US00D429410S

United States Patent [19] Wright

[11] Patent Number: **Des. 429,410**

[45] Date of Patent: **** Aug. 15, 2000**

[54] **SOLE**

[75] Inventor: **Rosemary W. Wright**, Hinckley,
United Kingdom

[73] Assignee: **R. Griggs & Company Limited**,
United Kingdom

[**] Term: **14 Years**

[21] Appl. No.: **29/073,830**

[22] Filed: **Jun. 27, 1997**

Related U.S. Application Data

[63] Continuation of application No. 29/032,622, Dec. 22, 1994,
abandoned.

[51] **LOC (7) Cl.** **02-04**

[52] **U.S. Cl.** **D2/960; D2/951; D2/957**

[58] **Field of Search** D2/760, 902, 904,
D2/908, 909, 911, 914, 916, 920, 946-948,
951-962, 964, 972, 977, 897; 36/22 R,
24.5, 25 A, 25 R, 28, 29, 32 R, 43, 59 C,
59 R, 67 A, 72 C, 101, 102, 103, 104,
106, 172, 134, 149, 113-115, 127-130

[56] References Cited

U.S. PATENT DOCUMENTS

D. 192,553 4/1962 Messinger D2/952

D. 284,420	7/1986	Tong .	
D. 317,225	6/1991	Austin	D2/958
D. 320,690	10/1991	Lucas .	
D. 323,421	1/1992	Lucarelli	D2/957
D. 331,490	12/1992	Bramani	D2/960
D. 332,863	2/1993	Lucas	D2/957
D. 335,020	4/1993	Issler	D2/957
D. 343,051	1/1994	Bramani	D2/957

Primary Examiner—Celia Murphy
Attorney, Agent, or Firm—Majestic, Parsons, Siebert &
Hsue P.C.

[57] CLAIM

The ornamental design for a sole, as shown and described.

DESCRIPTION

FIG. 1 is a bottom plan view of the sole showing my new design;

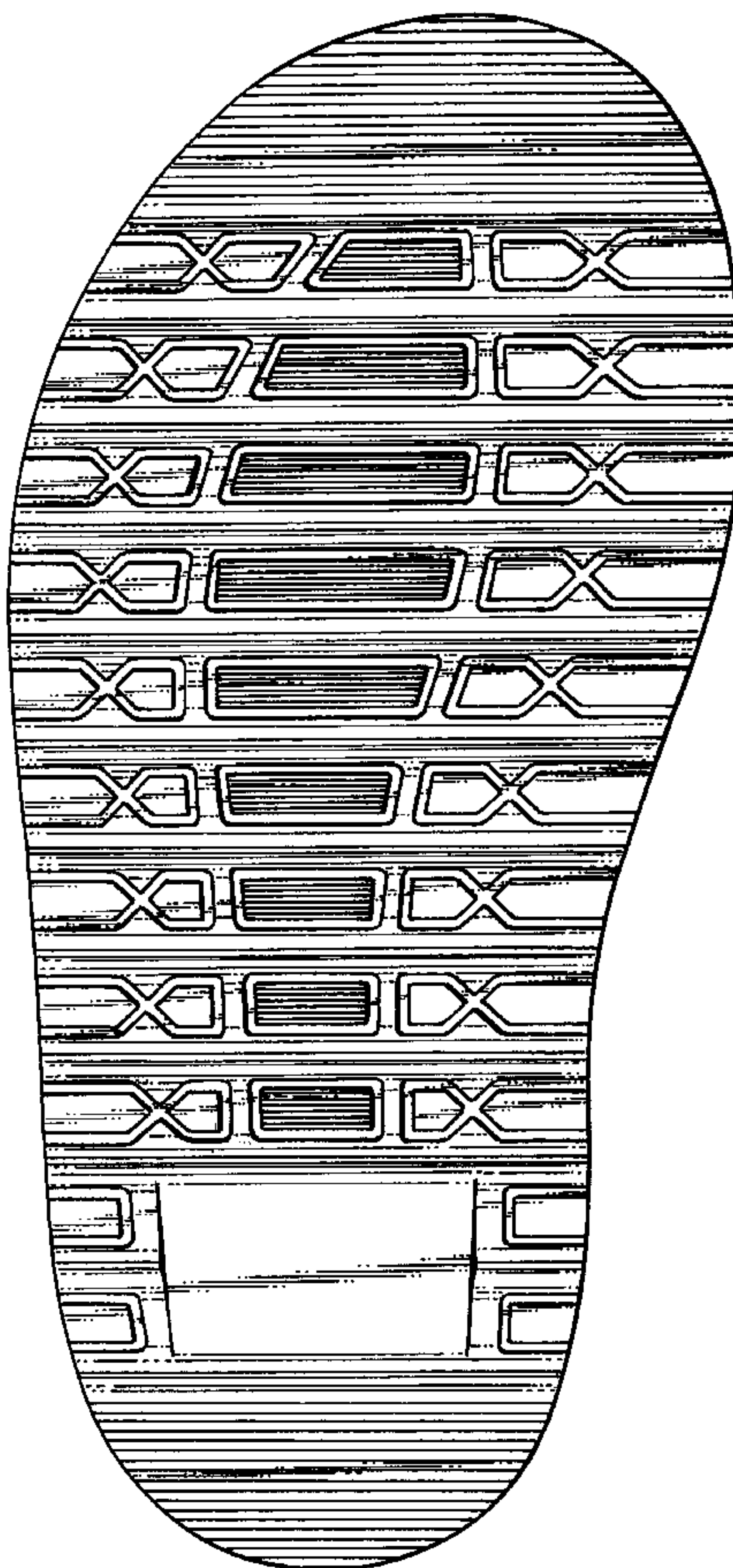
FIG. 2 is a front elevational view thereof;

FIG. 3 is a cross-sectional view thereof taken along lines 3—3 in FIG. 1; and,

FIG. 4 is a cross-sectional view thereof taken along lines 4—4 in FIG. 1.

The broken lines shown in FIGS. 3 and 4 illustrate environmental features which are not part of the claimed design.

1 Claim, 2 Drawing Sheets



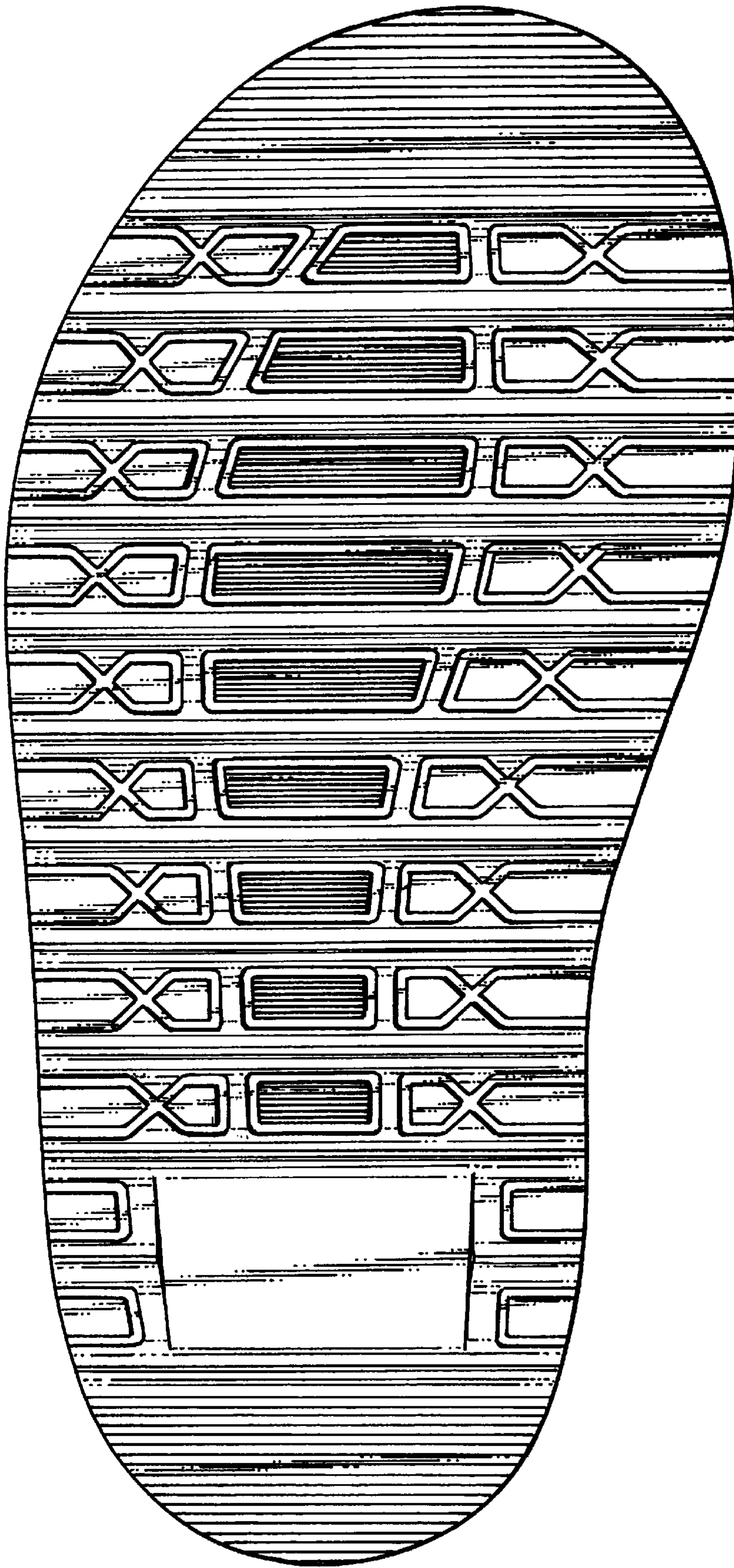


FIG. 1.



FIG. 2




FIG. 3



FIG. 4