



US00D429405S

# United States Patent [19]

Berman

[11] Patent Number: Des. 429,405

[45] Date of Patent: \*\* Aug. 15, 2000

[54] HAT

[76] Inventor: **Robert Berman**, 1028 Rowland Ave.,  
Glendora, N.J. 08029

[\*\*] Term: **14 Years**

[21] Appl. No.: **29/101,906**

[22] Filed: **Mar. 12, 1999**

[51] **LOC (7) Cl.** ..... **02-03**

[52] **U.S. Cl.** ..... **D2/869; D28/92**

[58] **Field of Search** ..... D2/865, 866, 869;  
2/181, 171, 174, 195.1, 209.3, 207; D28/92,  
93; 132/53, 54

### [56] References Cited

#### U.S. PATENT DOCUMENTS

D. 129,012	8/1941	Witkins	.....	D28/92 X
D. 258,395	3/1981	Lee	.....	D28/92
3,198,408	8/1965	Benner	.....	132/53
3,566,889	3/1971	Cole	.....	132/53
3,782,396	1/1974	Tomlinson	.....	D28/92 X
3,910,292	10/1975	Izzo	.....	D28/92
4,788,991	12/1988	Nocera et al.	.....	132/53

#### OTHER PUBLICATIONS

Margu Wigs #638 Wig, Feb. 1980.

*Primary Examiner*—Paula A. Mortimer  
*Attorney, Agent, or Firm*—Synnestvedt & Lechner LLP

### [57] CLAIM

The ornamental design for a hat, as shown and described.

### DESCRIPTION

FIG. 1 is a frontal view of a first embodiment of my new design for a hat, the broken lines showing images of hair and a headband being for illustrative purposes only and form no part of the claimed design;

FIG. 2 is a frontal view of a second embodiment of my new design for a hat, the broken lines showing images of hair being for illustrative purposes only and form no part of the claimed design;

FIG. 3 is a rear view of the embodiments of my new design for a hat as shown in FIGS. 1 and 2, the broken lines showing images of hair being for illustrative purposes only and form no part of the claimed design;

FIG. 4 is a frontal view of a third embodiment of my new design for a hat;


FIG. 5 is a rear view of the embodiment of my new design for a hat;

FIG. 6 is a top view of the embodiments of my new design for a hat as shown in FIGS. 1-5;

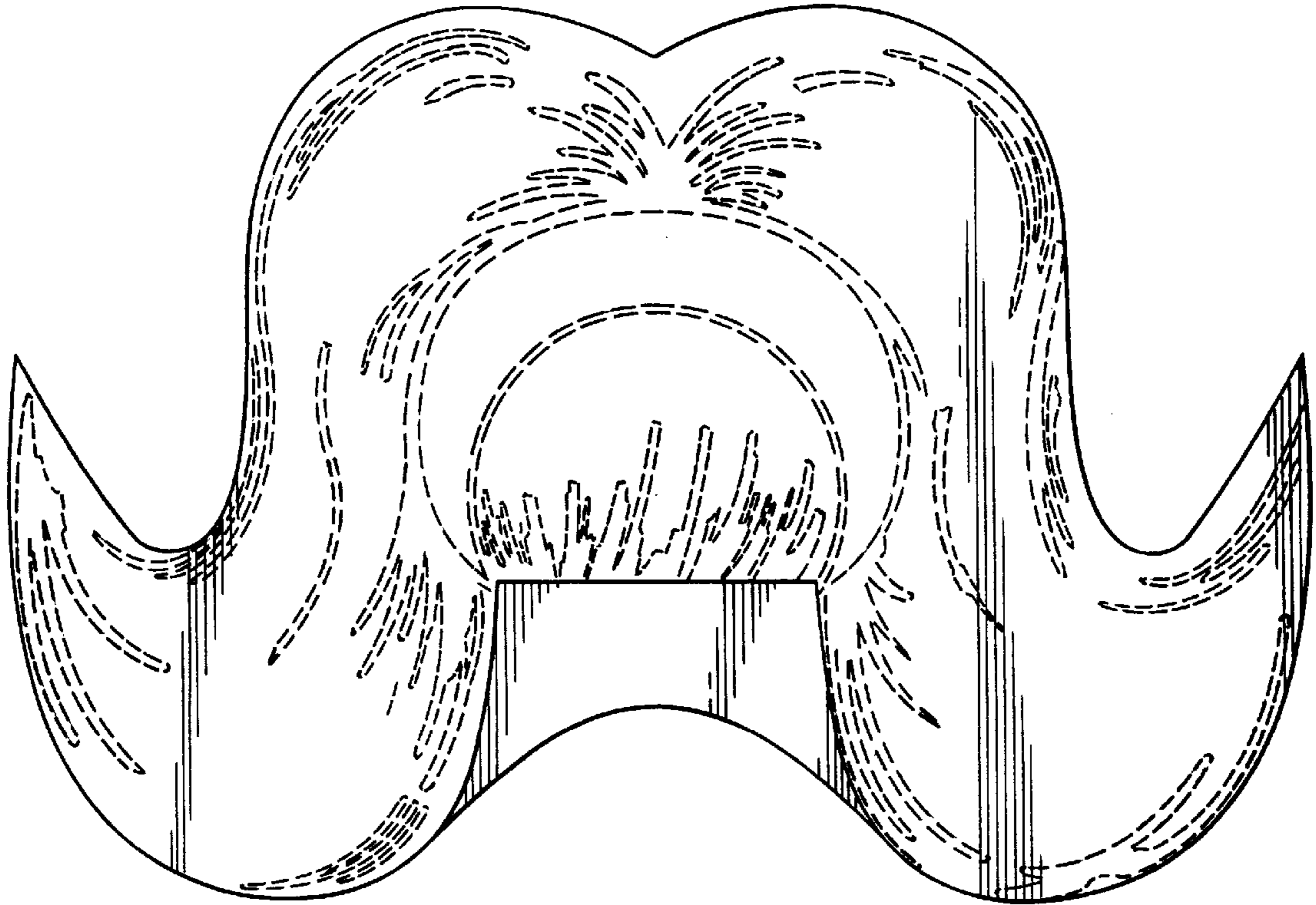
FIG. 7 is a side view of the embodiments of my new design for a hat as shown in FIGS. 1-5; and,

FIG. 8 is a bottom view of the embodiments of my new design for a hat as shown in FIGS. 1-5.

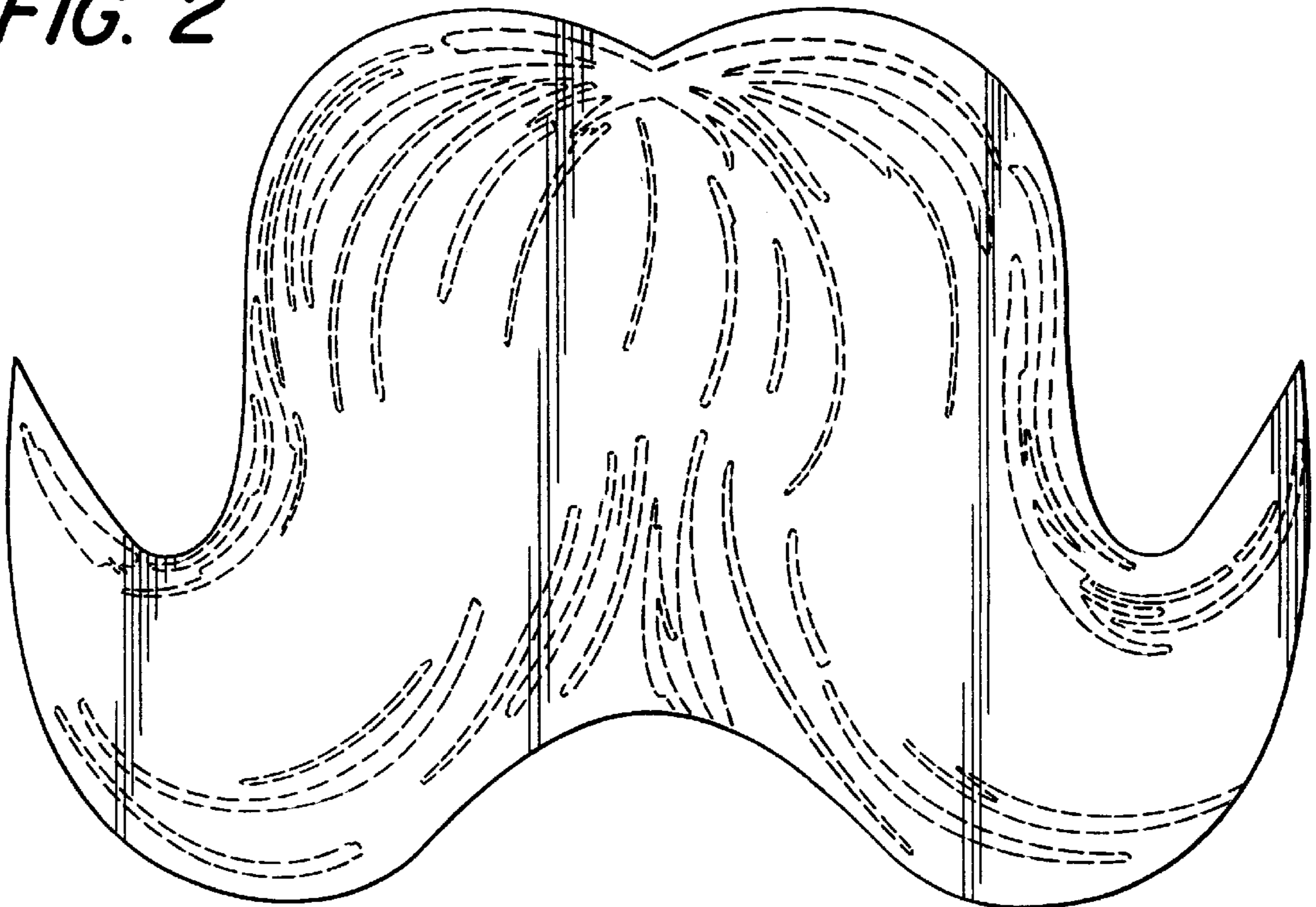
1 Claim, 4 Drawing Sheets



**FIG. 1**



**FIG. 2**



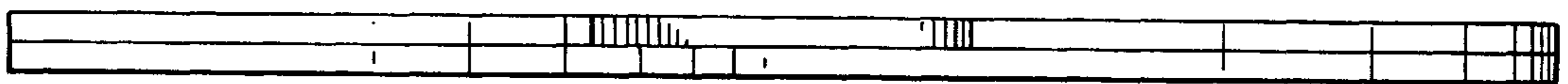
*FIG. 3*



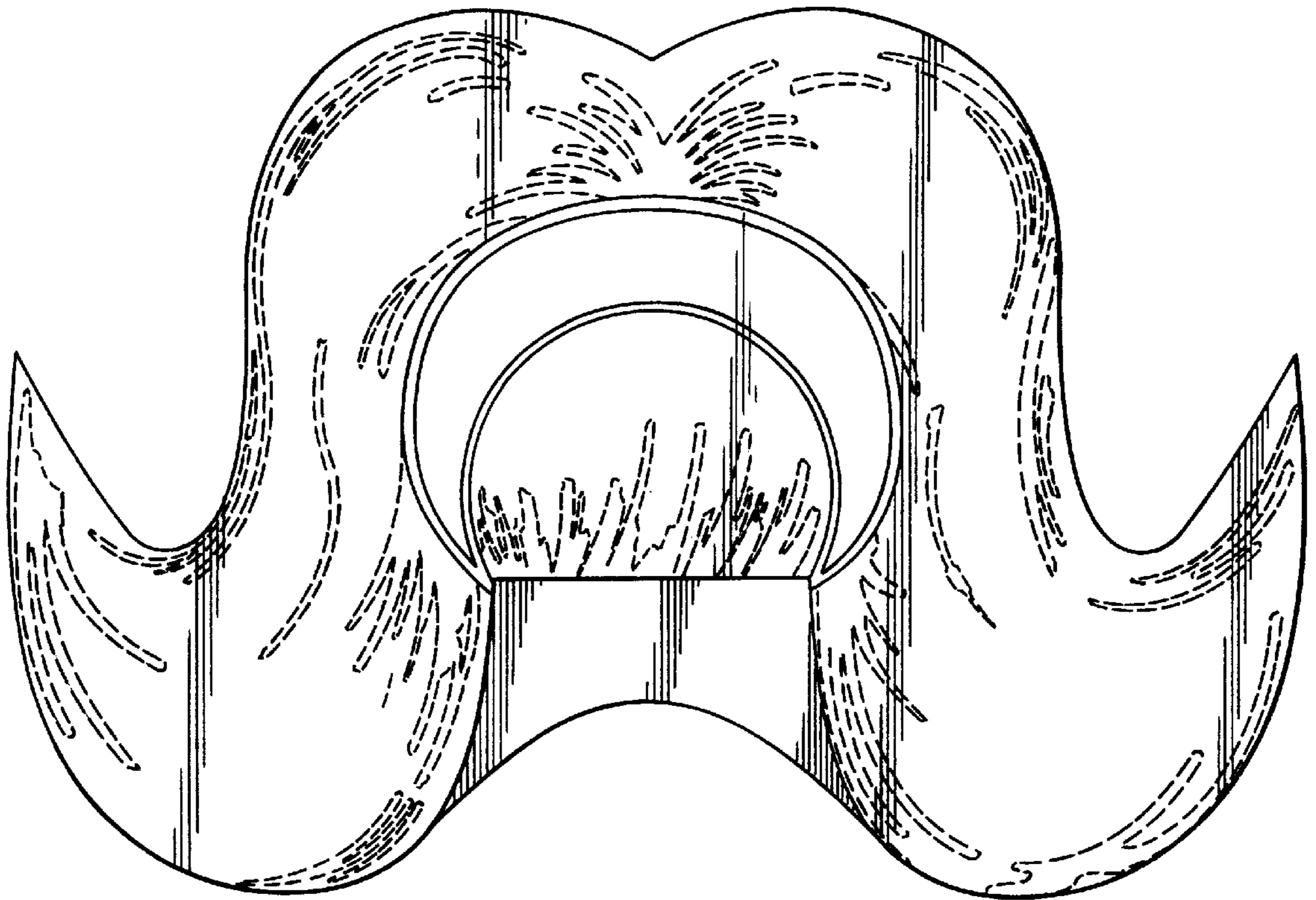
*FIG. 4*




*FIG. 5*



*FIG. 6*



**FIG. 7**



**FIG. 8**

