



US00D429371S

**United States Patent** [19]  
**Matoba**

[11] **Patent Number: Des. 429,371**

[45] **Date of Patent: \*\* Aug. 8, 2000**

[54] **PORTABLE HEATER**

[75] Inventor: **Tsuneo Matoba**, Osaka, Japan

[73] Assignee: **Hakkin Warmers Co., Ltd.**, Osaka, Japan

[\*\*] Term: **14 Years**

[21] Appl. No.: **29/104,289**

[22] Filed: **May 3, 1999**

[30] **Foreign Application Priority Data**

Feb. 2, 1999 [JP] Japan ..... 11-2427

[51] **LOC (7) Cl.** ..... **27-05**

[52] **U.S. Cl.** ..... **D27/141; D27/158; D27/159**

[58] **Field of Search** ..... D27/139, 141-161;  
431/253-255, 132, 129, 135, 138-143,  
267, 150-153, 277; D24/206, 208; D23/332,  
335; 392/380, 409, 444

[56] **References Cited**

**U.S. PATENT DOCUMENTS**

D. 151,202 9/1948 Wolanske ..... D27/159

D. 340,575 10/1993 Suwa ..... D27/157 X  
2,814,190 11/1957 Bryant ..... 431/277  
2,847,843 8/1958 Greenhouse et al. .... D27/159 X  
2,854,902 10/1958 Frankel ..... 431/253

*Primary Examiner*—Susan J. Lucas  
*Assistant Examiner*—Jennifer Rivard  
*Attorney, Agent, or Firm*—Koda & Androlia

[57] **CLAIM**

The ornamental design for a portable heater, as shown and described.

**DESCRIPTION**

FIG. 1 is a front elevational view of the portable heater showing my new design, the rear elevational view being the mirror image of the front view;  
FIG. 2 is a left side elevational view thereof,  
FIG. 3 is a right side elevational view thereof;  
FIG. 4 is a top plan view thereof  
FIG. 5 is a bottom plan view thereof;  
FIG. 6 is a perspective view taken from the front, left side and top of the portable heater; and,  
FIG. 7 is a perspective view taken from the front, right side and top of the portable heater with the cover opened.

**1 Claim, 2 Drawing Sheets**

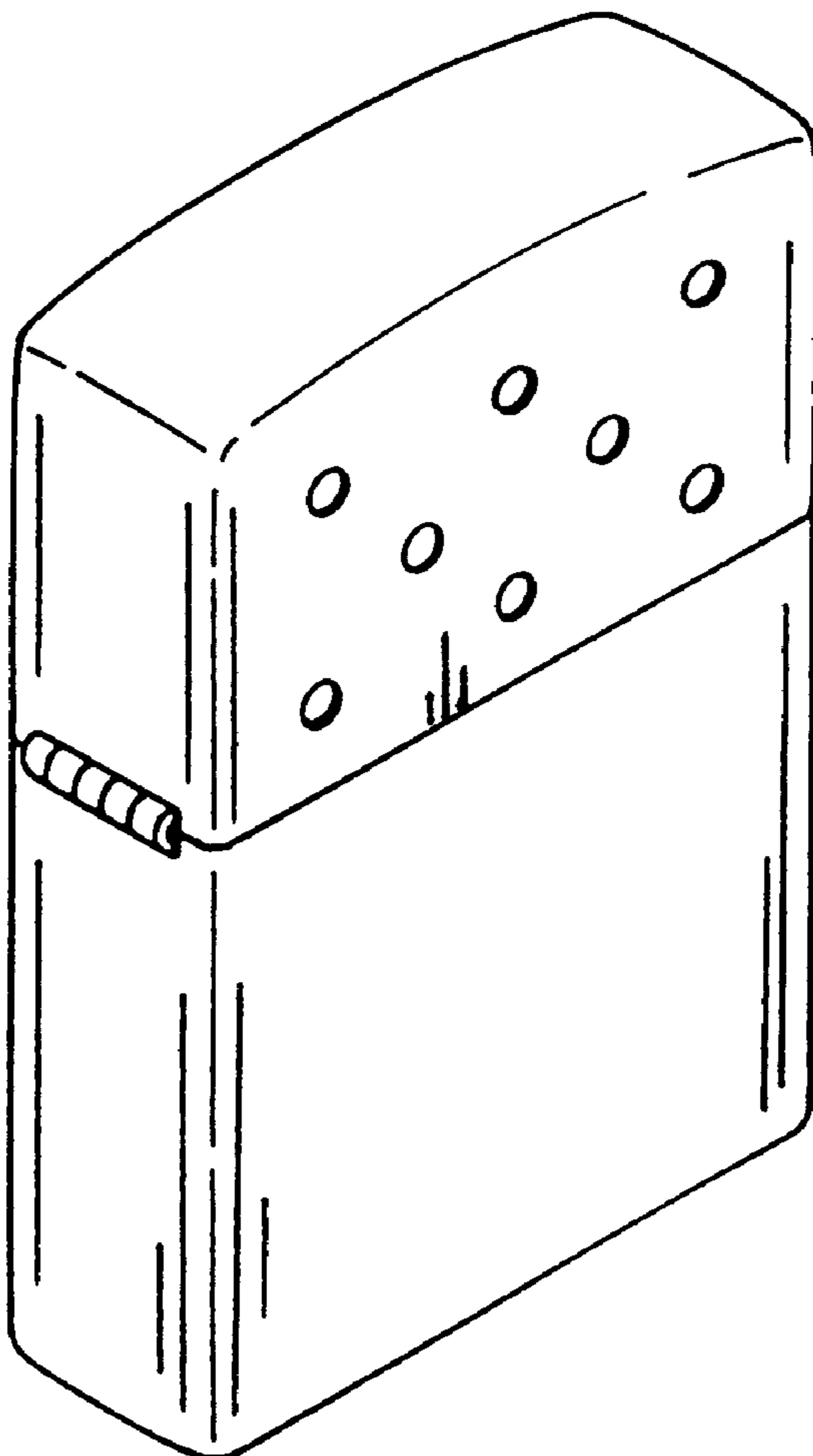


FIG. 1

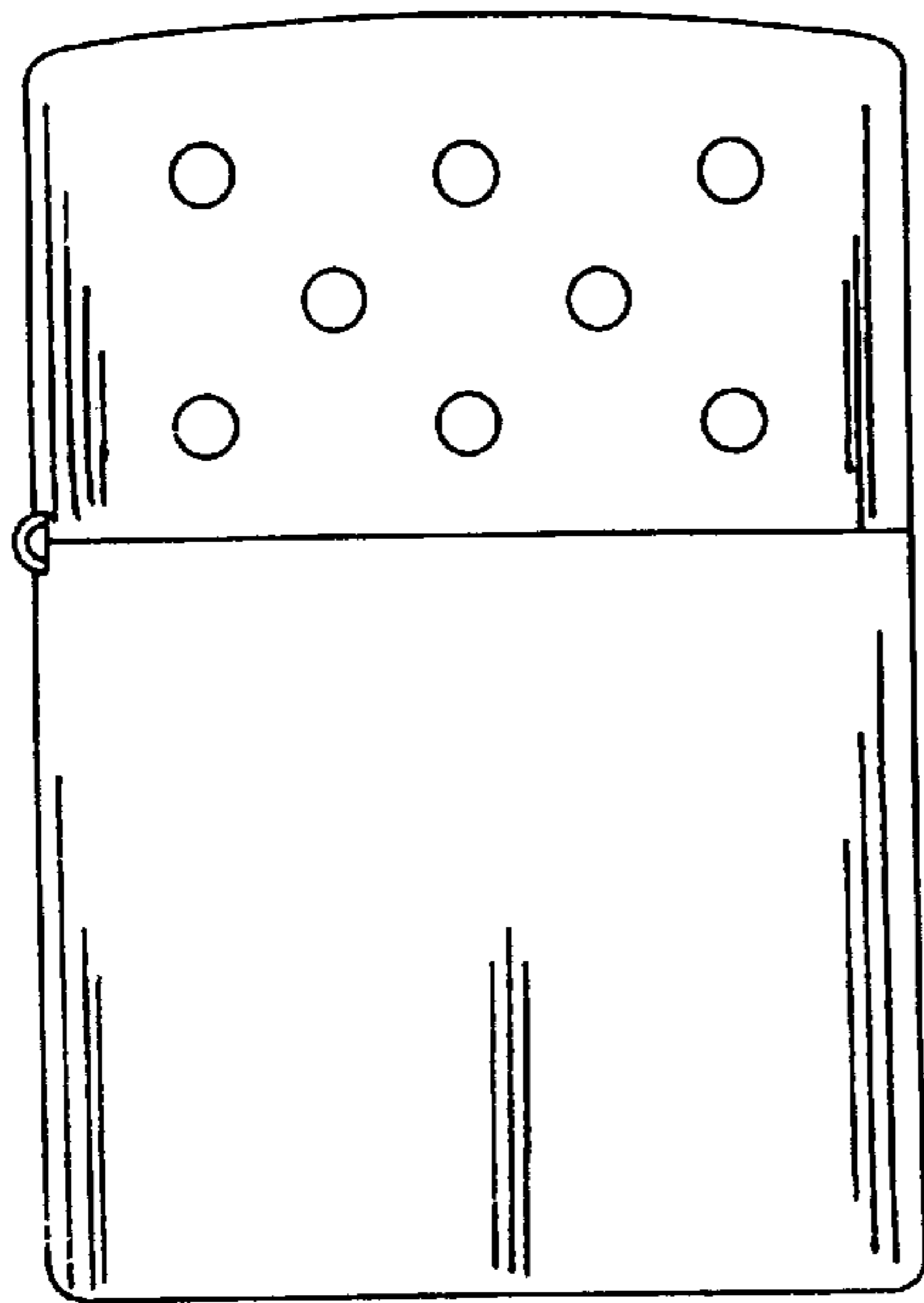


FIG. 2




FIG. 3

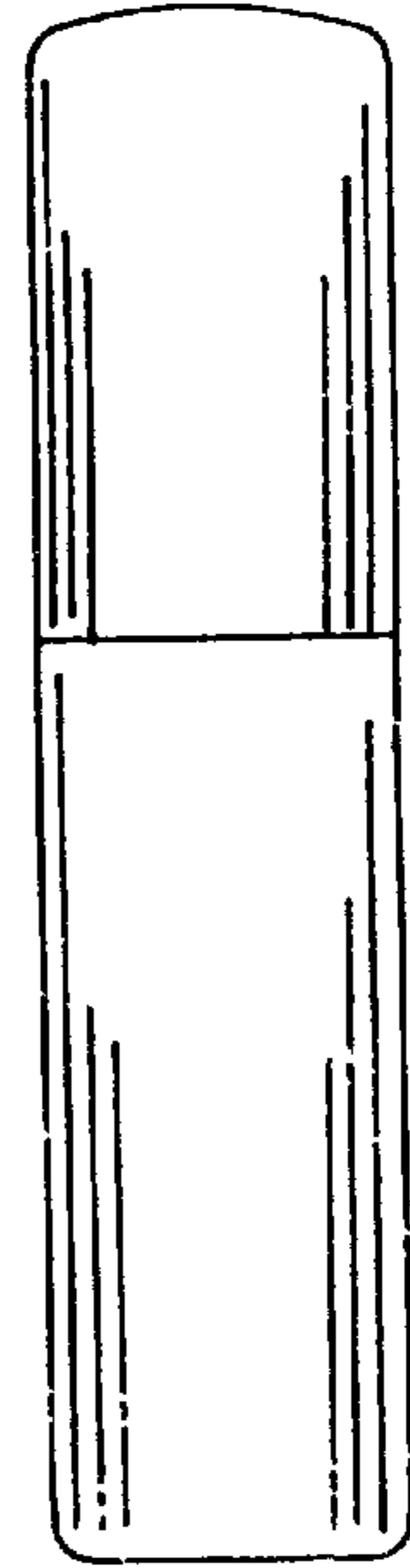


FIG. 4




FIG. 5




FIG. 6

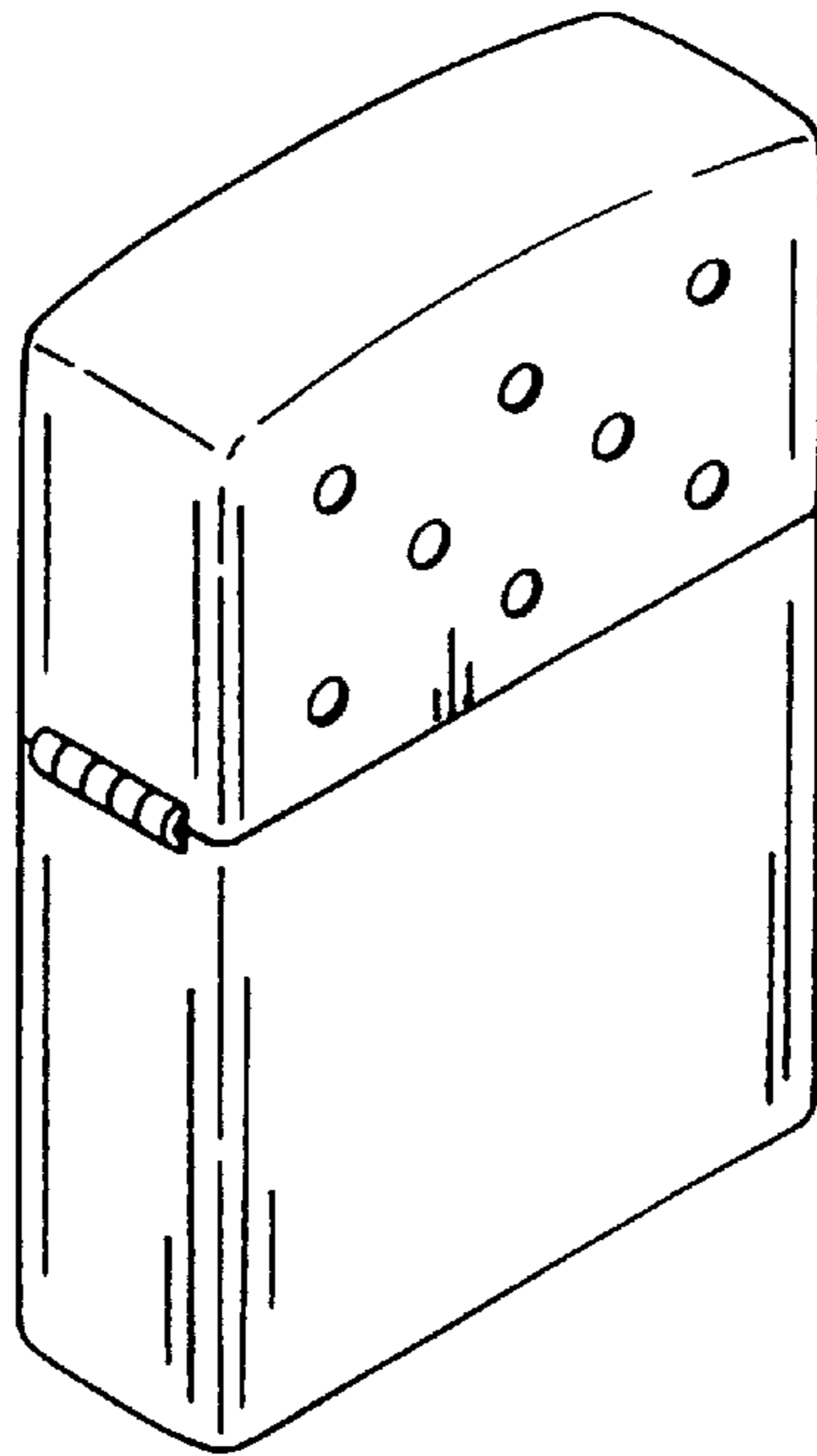


FIG. 7

