



US00D429365S

United States Patent [19]
Visser

[11] **Patent Number: Des. 429,365**

[45] **Date of Patent: ** Aug. 8, 2000**

[54] **LAMP**

Attorney, Agent, or Firm—Bazerman & Drangel, PC

[76] Inventor: **Yvon Visser**, Willem de Zwijgerlaan 84,
hs, 1056 JT Amsterdam, Netherlands

[57] **CLAIM**

The ornamental design for a lamp, as shown and described.

[**] Term: **14 Years**

DESCRIPTION

[21] Appl. No.: **29/101,717**

FIG. 1 is a front perspective view of the lamp showing my new design;

[22] Filed: **Mar. 10, 1999**

FIG. 2 is a front view thereof;

[51] **LOC (7) Cl.** **26-03**

FIG. 3 is a side view thereof;

[52] **U.S. Cl.** **D26/94**

FIG. 4 is a back view thereof;

[58] **Field of Search** D26/93-112; 362/410-414

FIG. 5 is a side view, opposite the side shown in FIG. 3, thereof;

[56] **References Cited**

FIG. 6 is a top view thereof; and,

U.S. PATENT DOCUMENTS

FIG. 7 is a bottom view of thereof.

D. 83,471 2/1931 Schultz D26/97

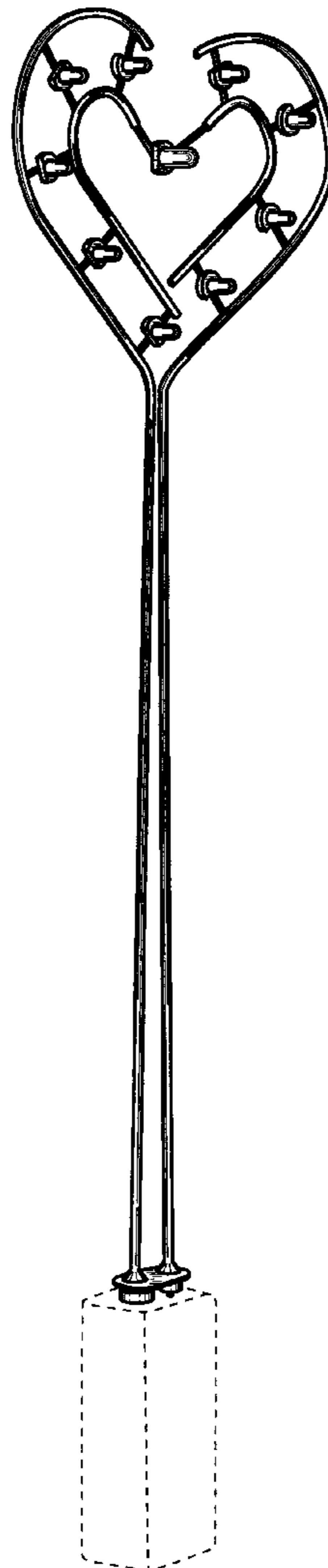
OTHER PUBLICATIONS

The broken line showing of environmental structure in FIG. 1 is for illustrative purposes only and forms no part of the claimed design.

Taiwan Lighting, p. 77, Lamp (A), upper middle side of page, May 1997.

Primary Examiner—Lisa Lichtenstein

1 Claim, 4 Drawing Sheets



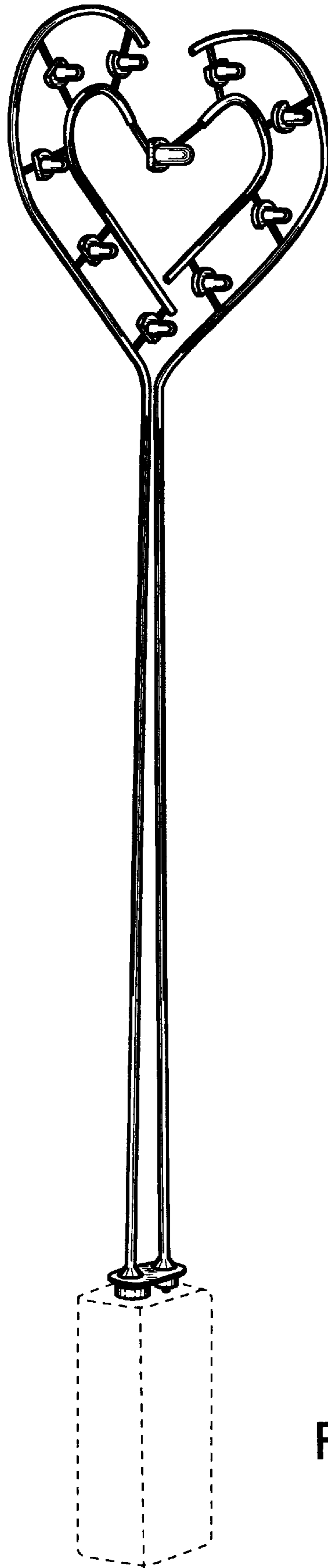


FIG. 1

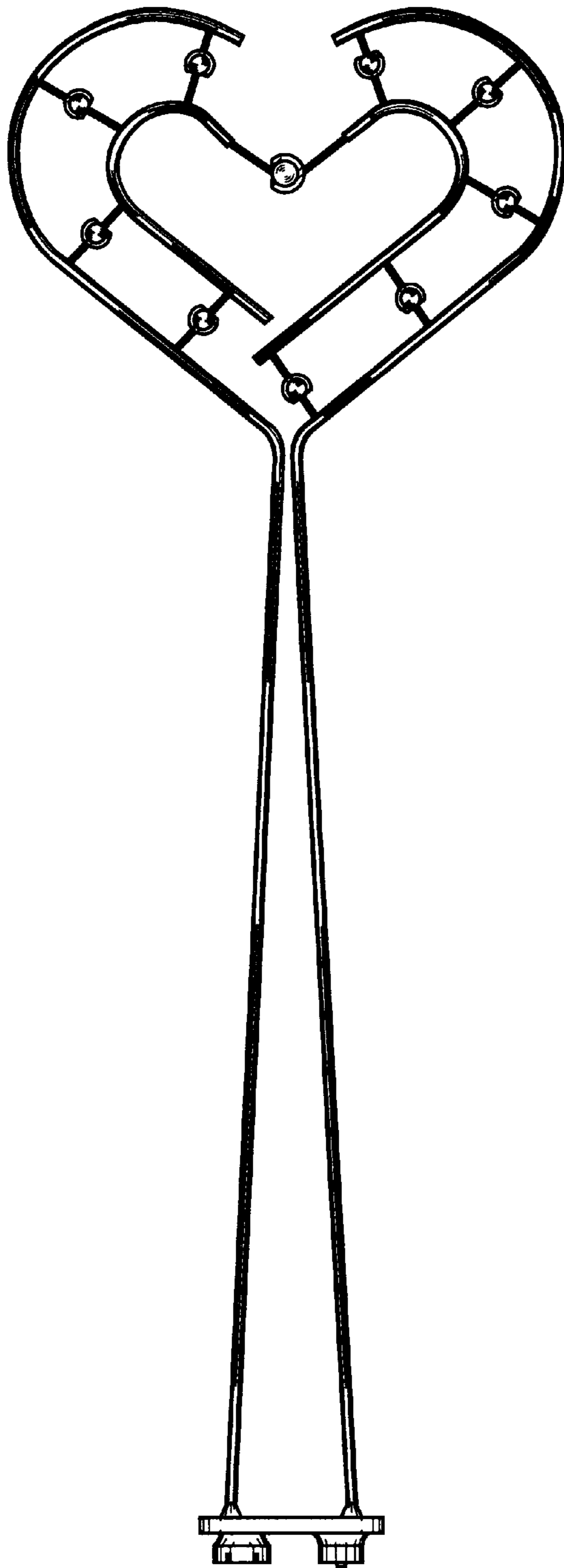


FIG. 2




FIG. 3

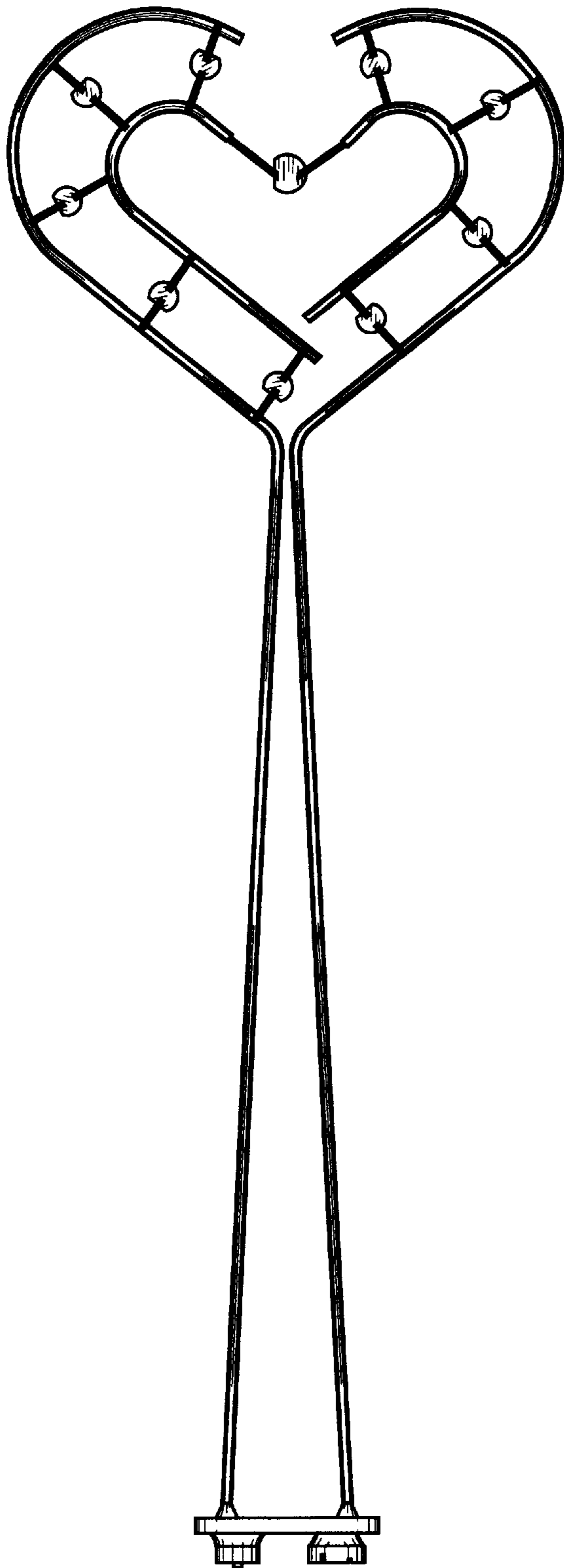


FIG. 4




FIG. 5

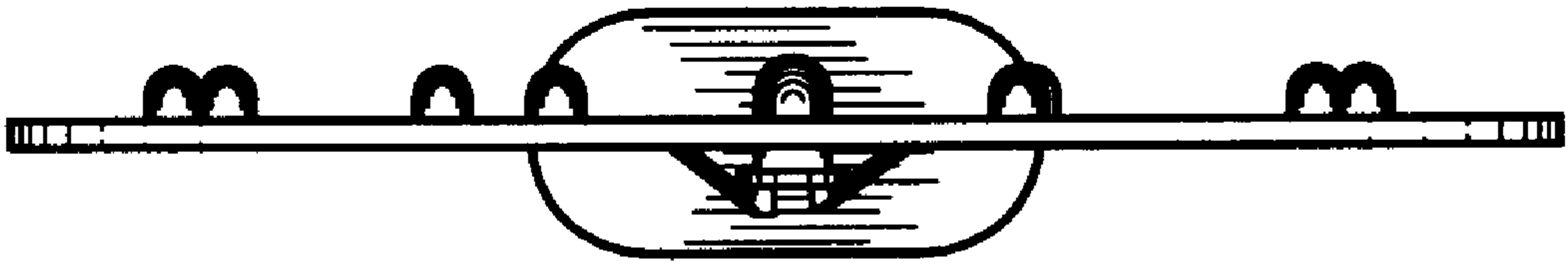


FIG. 6




FIG. 7