



US00D429350S

**United States Patent** [19]  
**Tingley**

[11] **Patent Number: Des. 429,350**

[45] **Date of Patent: \*\* Aug. 8, 2000**

[54] **FIREPLACE CANDLE LOG**

[76] Inventor: **Craig M. Tingley**, 930 Halstead Dr.,  
Marietta, Ga. 30064

[\*\*] Term: **14 Years**

[21] Appl. No.: **29/113,585**

[22] Filed: **Nov. 8, 1999**

[51] **LOC (7) Cl.** ..... **26-01**

[52] **U.S. Cl.** ..... **D26/7; D26/13; D26/16**

[58] **Field of Search** ..... **D26/6, 7, 9-13,**  
**D26/16; 431/288, 125-126, 295; D23/410;**  
**126/540**

[56] **References Cited**

**U.S. PATENT DOCUMENTS**

D. 412,368	7/1999	Gazzola et al. ....	D26/7
4,076,490	2/1978	Hilker .....	431/125
5,452,709	9/1995	Mealer .....	431/125

**OTHER PUBLICATIONS**

Crate and Barrel catalog; Item E Birch Bark Candle; p. 19;  
design digest, 1992.

*Primary Examiner*—Robin V. Taylor  
*Attorney, Agent, or Firm*—Anton J. Hopen; Smith & Hopen,  
P.A.

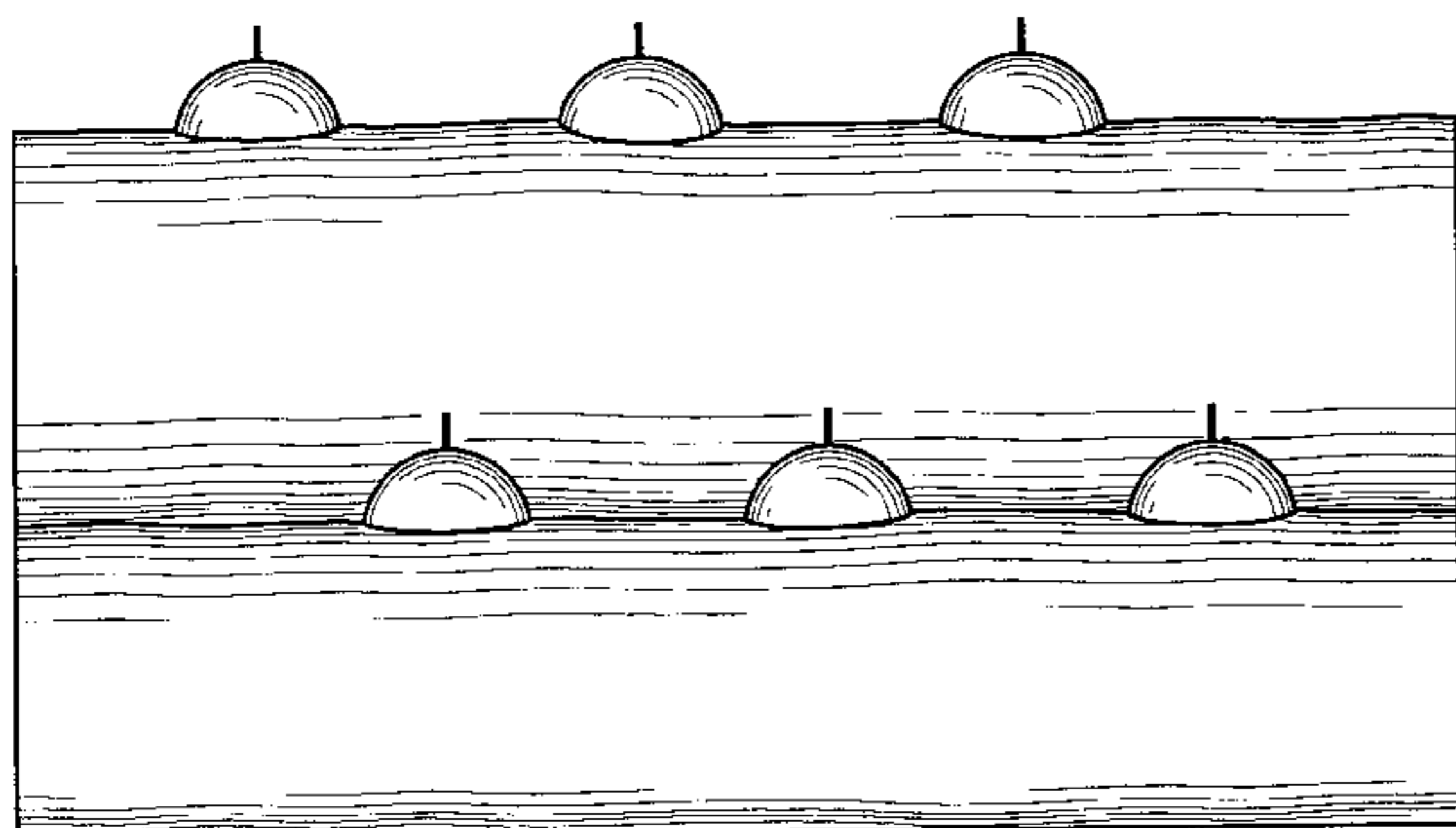
[57] **CLAIM**

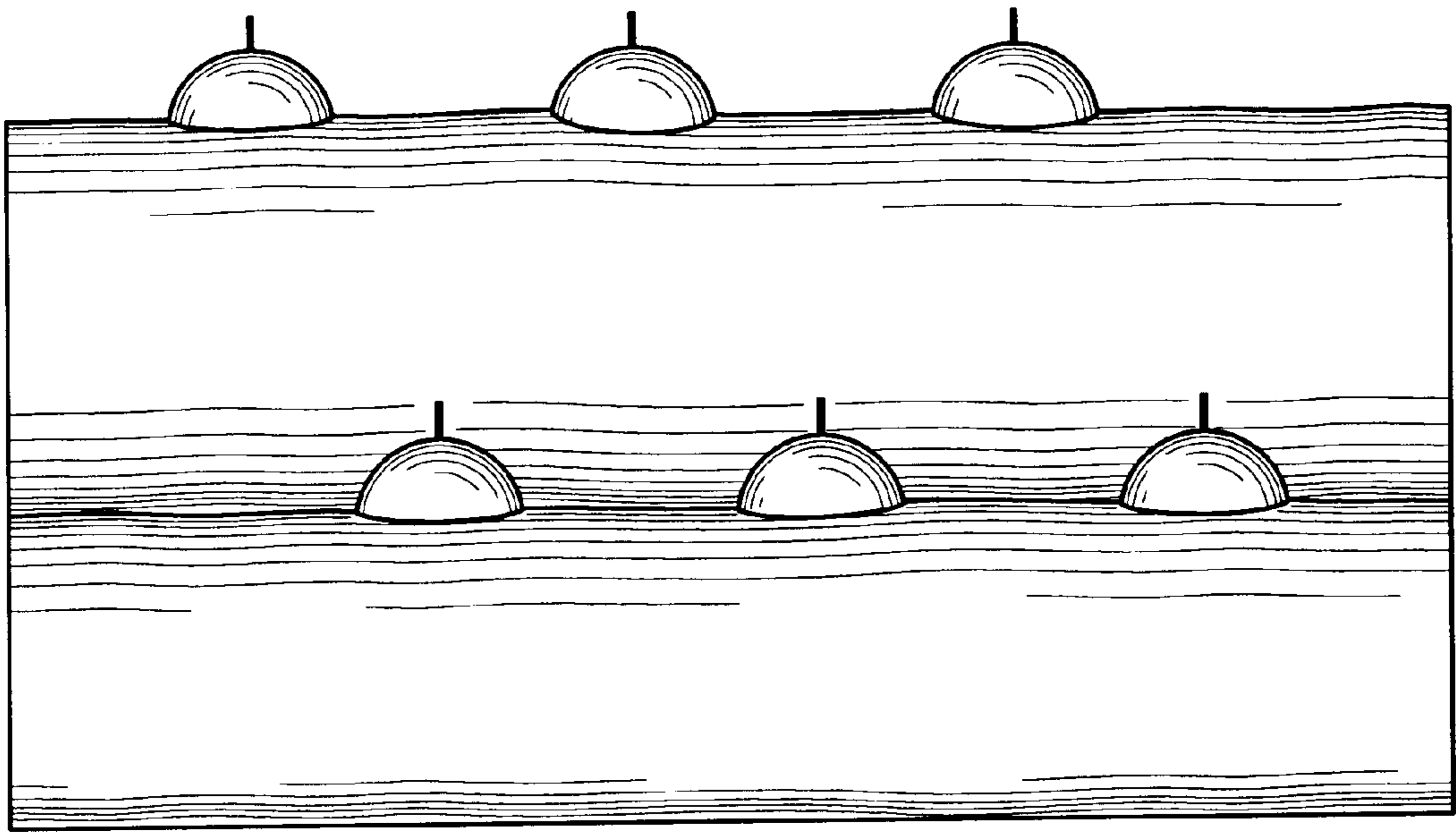
The ornamental design for a fireplace candle log, as sub-  
stantially shown and described.

**DESCRIPTION**

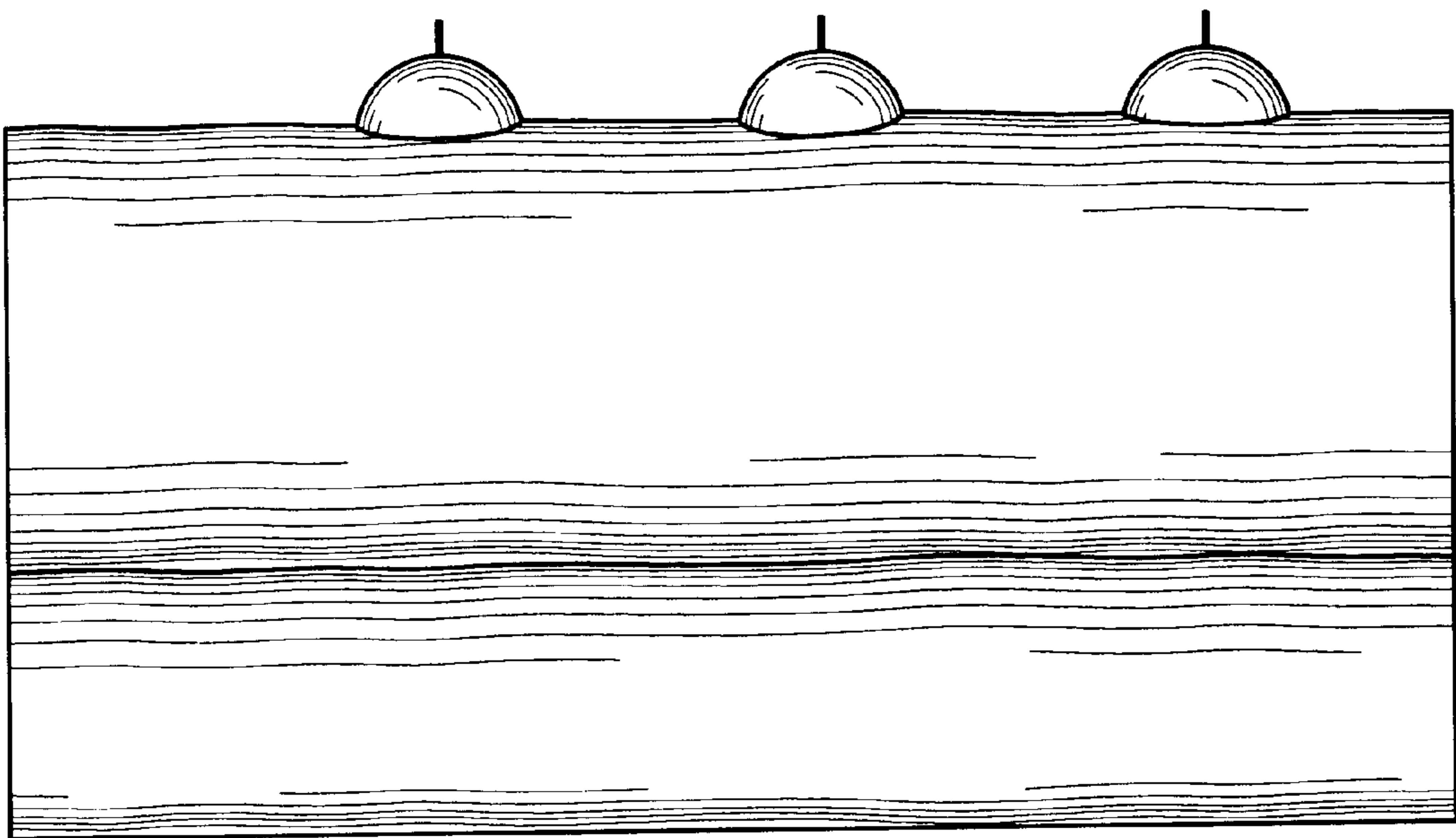
FIG. 1 is a front view of the fireplace candle log;  
FIG. 2 is a rear view thereof;  
FIG. 3 is a right side elevational view thereof;  
FIG. 4 is a left side elevational view thereof;  
FIG. 5 is a top plan view thereof; and,  
FIG. 6 is a bottom plan view thereof.

**1 Claim, 3 Drawing Sheets**







*Fig. 1*



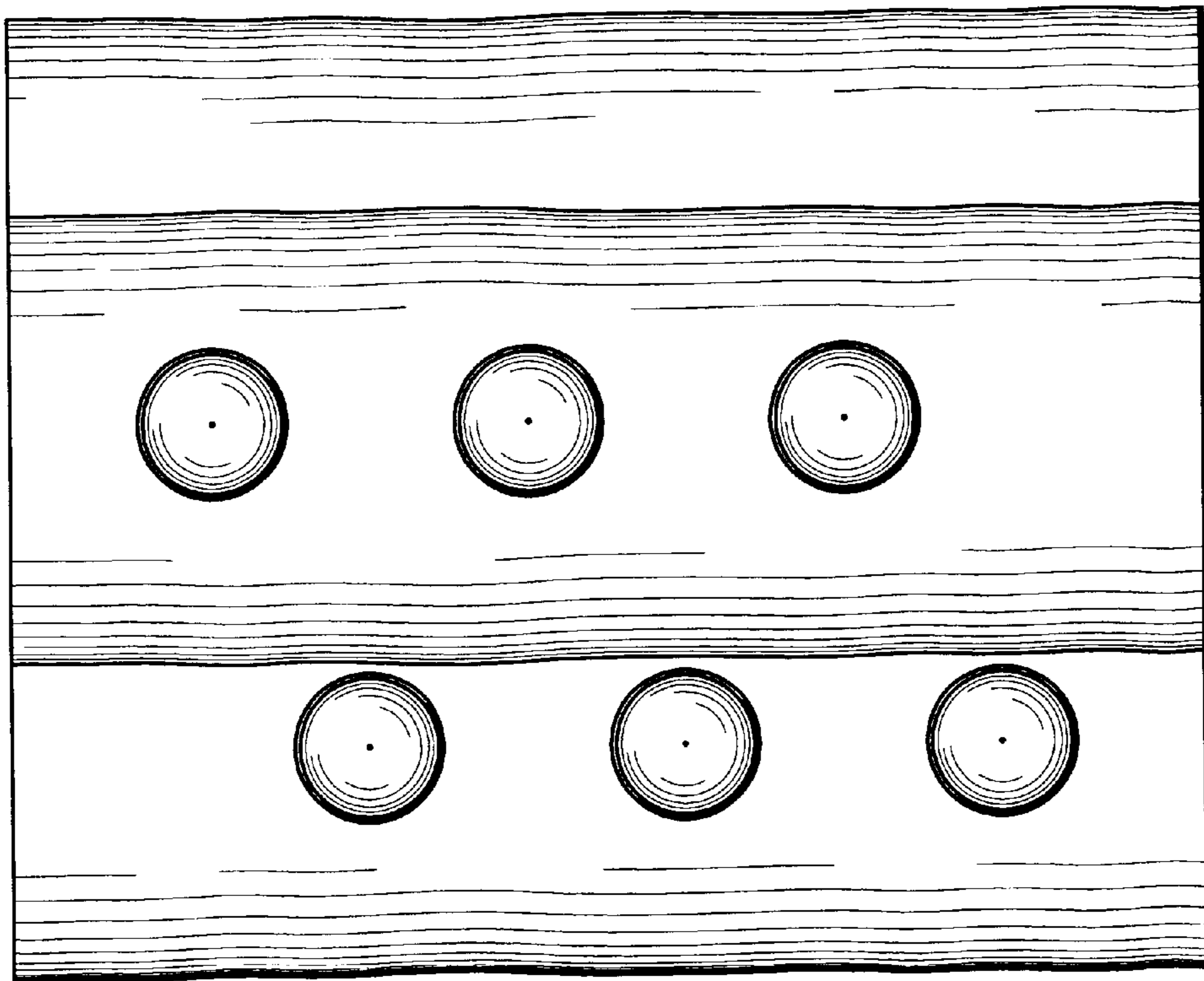
*Fig. 2*




*Fig. 3*



*Fig. 4*



*Fig. 5*



*Fig. 6*