



US00D429308S

United States Patent [19]
Guhring

[11] **Patent Number: Des. 429,308**

[45] **Date of Patent: ** Aug. 8, 2000**

[54] **WEAPON**

[75] Inventor: **Manfred Guhring**,
Oberndorf-Beffendorf, Germany

[73] Assignee: **Heckler & Koch GmbH**,
Oberndorf/Neckar, Germany

[**] Term: **14 Years**

[21] Appl. No.: **29/103,169**

[22] Filed: **Apr. 9, 1999**

[30] **Foreign Application Priority Data**

Sep. 10, 1998 [DE] Germany 4 98 10 388

[51] **LOC (7) Cl.** **22-01**

[52] **U.S. Cl.** **D22/103; D22/100; D22/199**

[58] **Field of Search** D22/100, 103,
D22/199; 33/241; 42/51, 71.01, 75.01,
75.02; 362/110, 113

[56] **References Cited**

U.S. PATENT DOCUMENTS

1,549,051 8/1925 Schreiber 42/75.02

3,916,530 11/1975 Tellie 33/241
3,939,589 2/1976 Tellie 42/75.01
4,152,754 5/1979 deFilippis et al. 362/113
4,944,109 7/1990 Zedrosser 42/71.01
4,970,642 10/1999 Martin 42/75.02 X

Primary Examiner—Louis S. Zarfes
Assistant Examiner—Monica A. Weingart
Attorney, Agent, or Firm—Marshall, O’Toole, Gerstein,
Murray & Borun

[57] **CLAIM**

The ornamental design for a “weapon”, as shown and described.

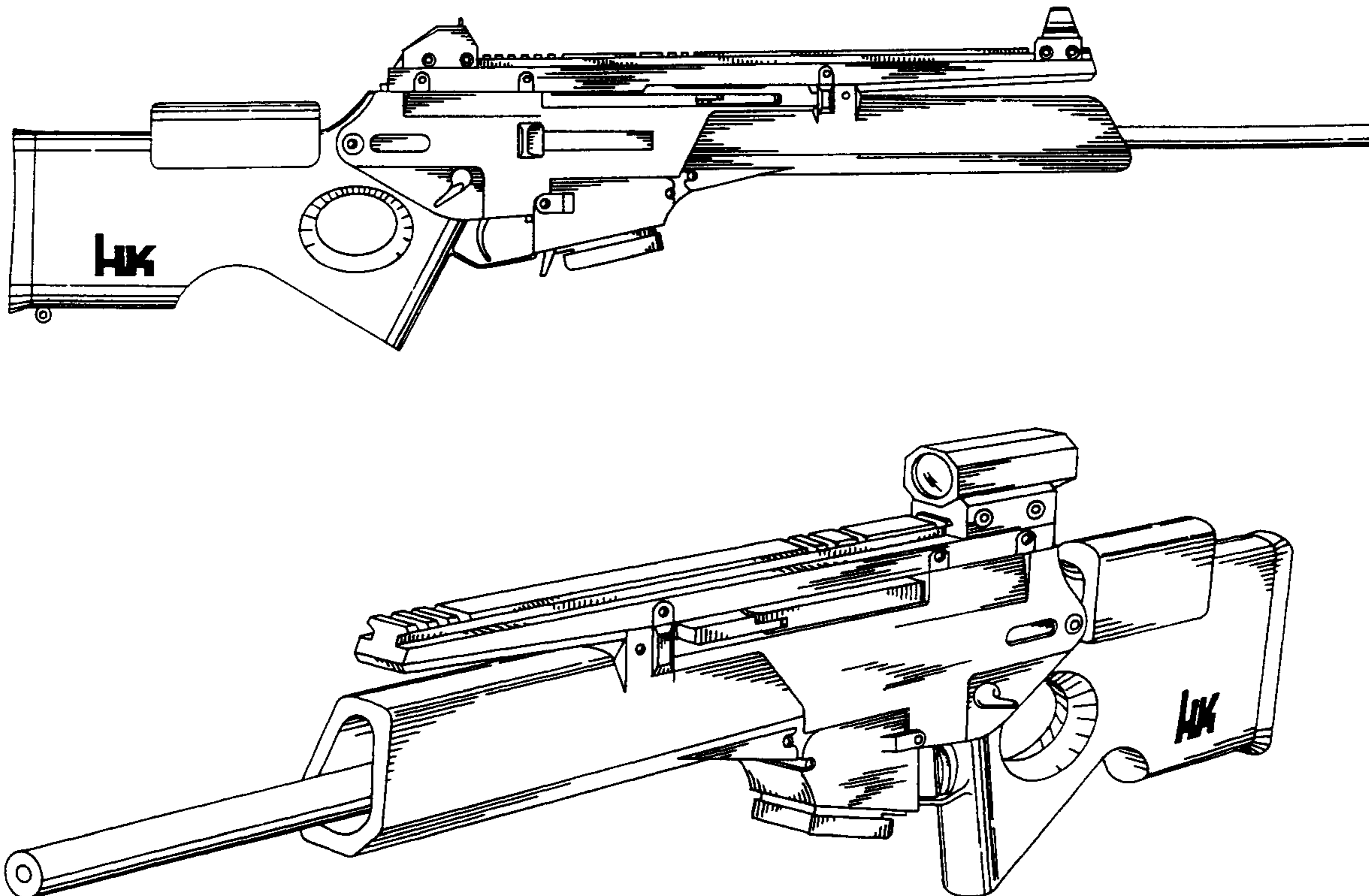
DESCRIPTION

FIG. 1 is a left side view of a weapon constructed in accordance with the teachings of the invention.

FIG. 2 is a right side view of another weapon constructed in accordance with the teachings of the invention but employing a different scope than the weapon of FIGS. 1 and 2; and, FIG. 3 is a left, front perspective view of the weapon of FIGS. 1 and 2.

The trademark, HK, forms part of the claimed design and is a registered trademark of Heckler & Koch GmbH.

1 Claim, 3 Drawing Sheets



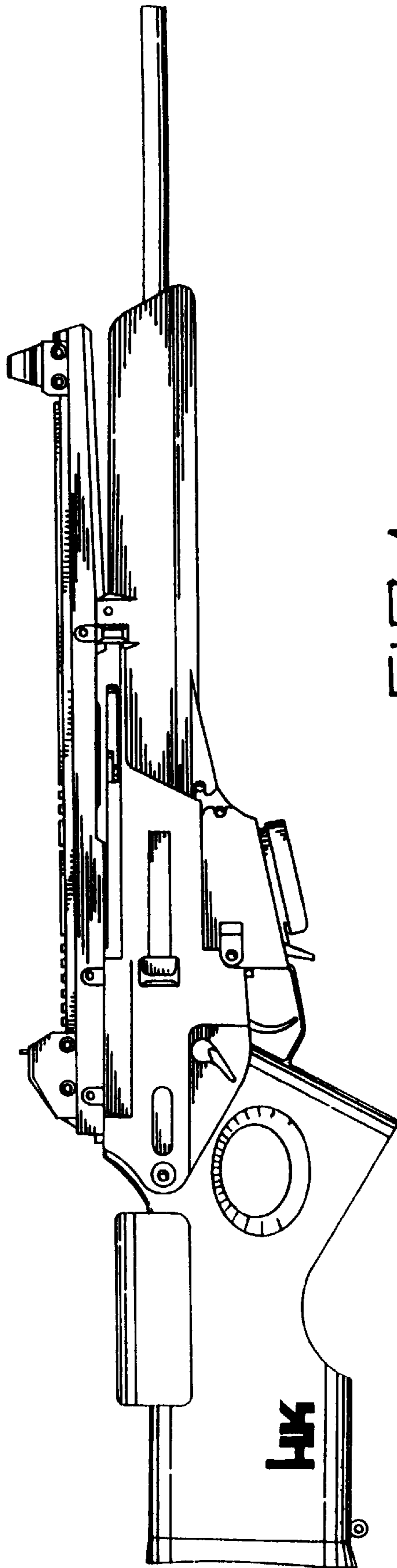


FIG. 1

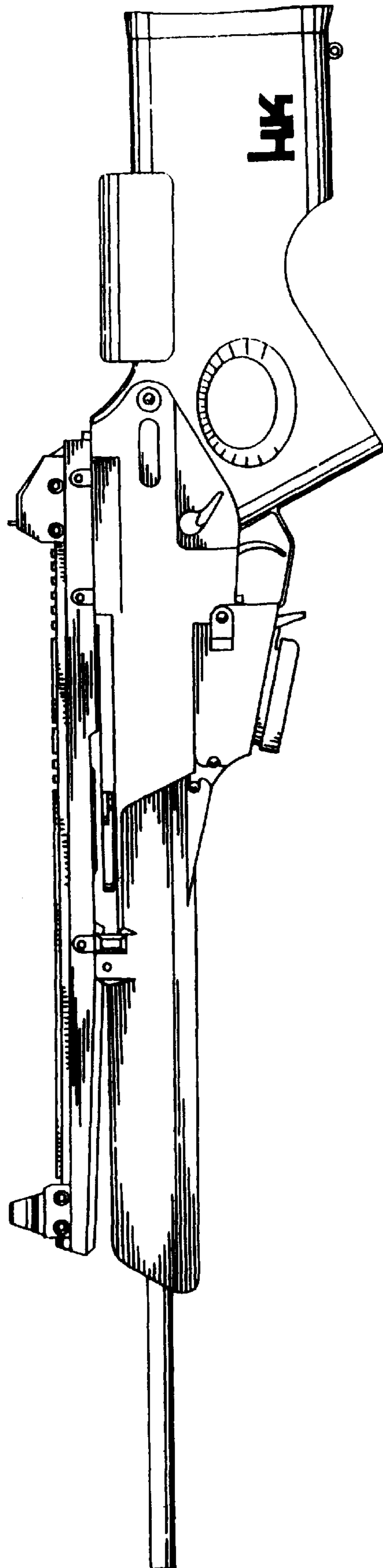


FIG. 2

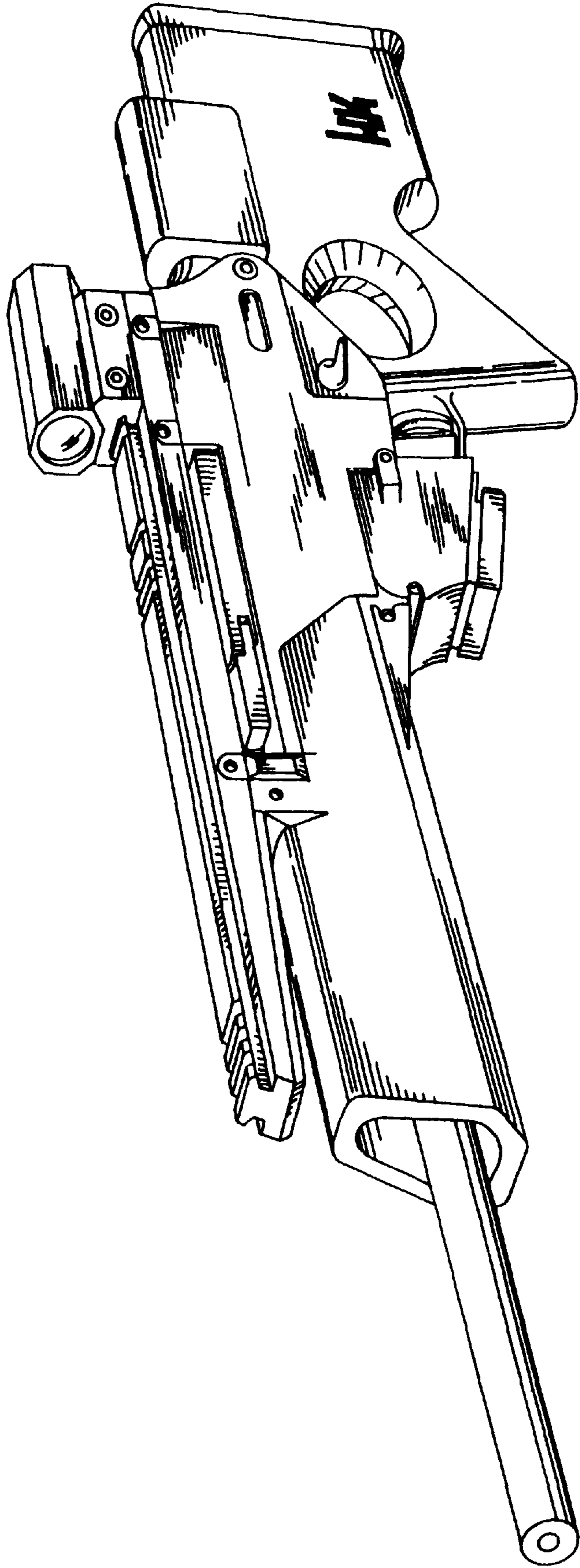


FIG. 3

UNITED STATES PATENT AND TRADEMARK OFFICE
CERTIFICATE OF CORRECTION

PATENT NO. : Des. 429,308
DATED : August 8, 2000
INVENTOR(S) : Guhring

Page 1 of 1

It is certified that error appears in the above-identified patent and that said Letters Patent is hereby corrected as shown below:

In the description of FIG. 2 on the title page of U.S. Des. 429,308, after "FIG. 2 is a right side view of "delete" another weapon...of FIGS. 1 and 2" and insert -- the weapon of FIG. 1 --.

In the description of FIG. 3, "perspective view" delete "of the weapon" and insert -- of another weapon constructed in accordance with the teachings of the invention but employing a different scope than the weapon --.

Signed and Sealed this

Tenth Day of July, 2001

Nicholas P. Godici

Attest:

Attesting Officer

NICHOLAS P. GODICI

Acting Director of the United States Patent and Trademark Office