



US00D429280S

United States Patent [19]
Mittersinker

[11] **Patent Number: Des. 429,280**

[45] **Date of Patent: ** Aug. 8, 2000**

[54] **WRITING INSTRUMENT WITH VARIABLE CONTOUR GRIP**

[75] Inventor: **Gregor Mittersinker**, Warwick, R.I.

[73] Assignee: **A.T.X. International, Inc.**, Lincoln, R.I.

[**] Term: **14 Years**

[21] Appl. No.: **29/113,418**

[22] Filed: **Nov. 4, 1999**

[51] **LOC (7) Cl.** **19-06**

[52] **U.S. Cl.** **D19/49; D19/51; D19/55**

[58] **Field of Search** **D19/35, 36, 41-51, D19/53-58, 81-85; 401/6, 7, 88, 209**

[56] **References Cited**

U.S. PATENT DOCUMENTS

- D. 023,502 7/1894 McIntyre D19/49
- D. 173,918 1/1955 Vogel D19/49

- D. 191,341 9/1961 Fuchs D19/47
- D. 212,919 12/1968 Conley D19/49
- D. 217,838 6/1970 Lee et al. D19/49
- D. 242,792 12/1976 Loftus D19/49
- D. 393,485 4/1998 Bussiere et al. D19/51

Primary Examiner—Martie K. Holtje
Attorney, Agent, or Firm—Notaro & Michalos PC

[57] **CLAIM**

The ornamental design for a writing instrument with variable contour grip, as shown and described.

DESCRIPTION

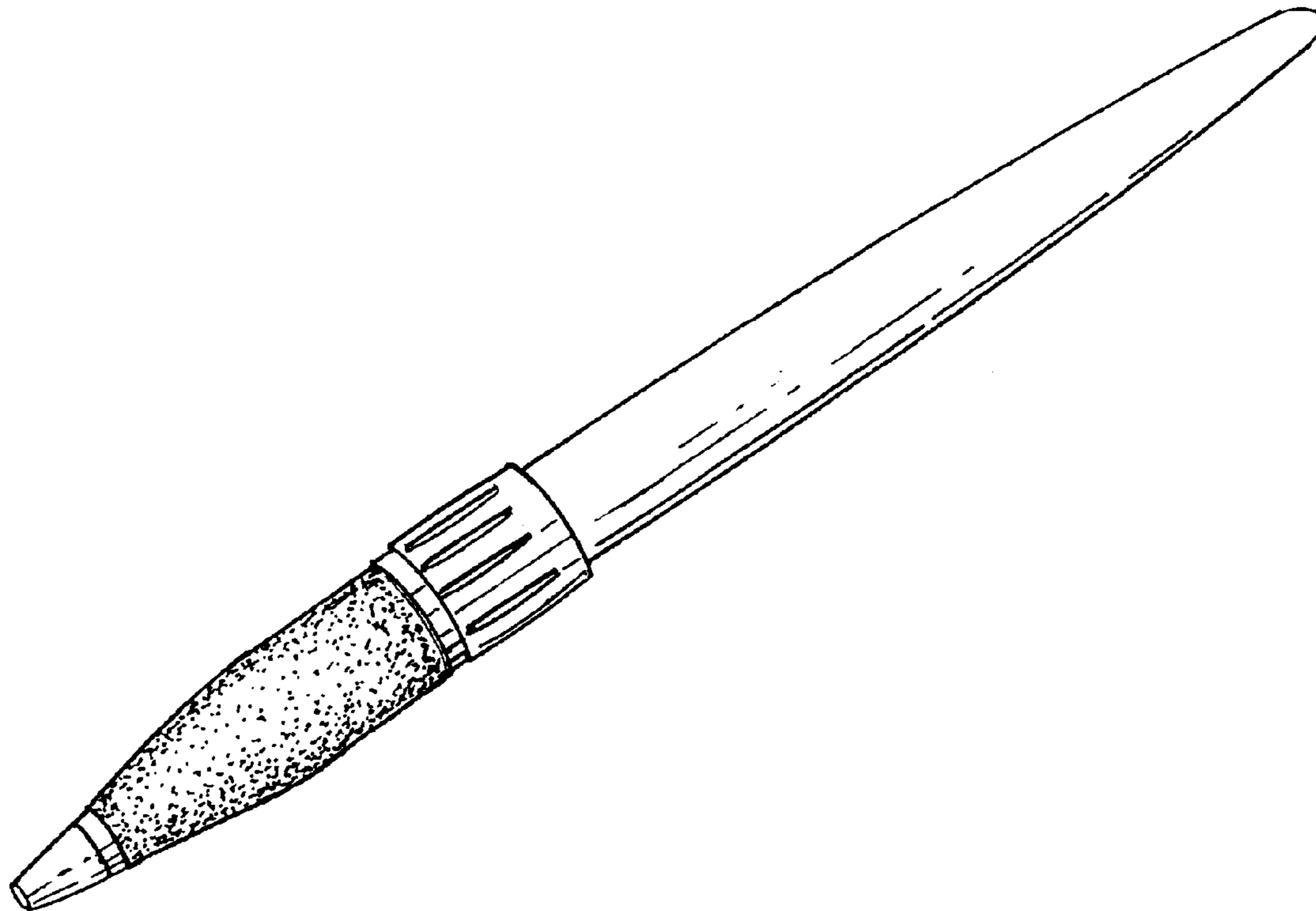
FIG. 1 is a front, right perspective view of a writing instrument with variable contour grip showing my new design therefor;

FIG. 2 is a front elevational view thereof;

FIG. 3 is a bottom end view thereof; and,

FIG. 4 is a top end view thereof.

1 Claim, 1 Drawing Sheet



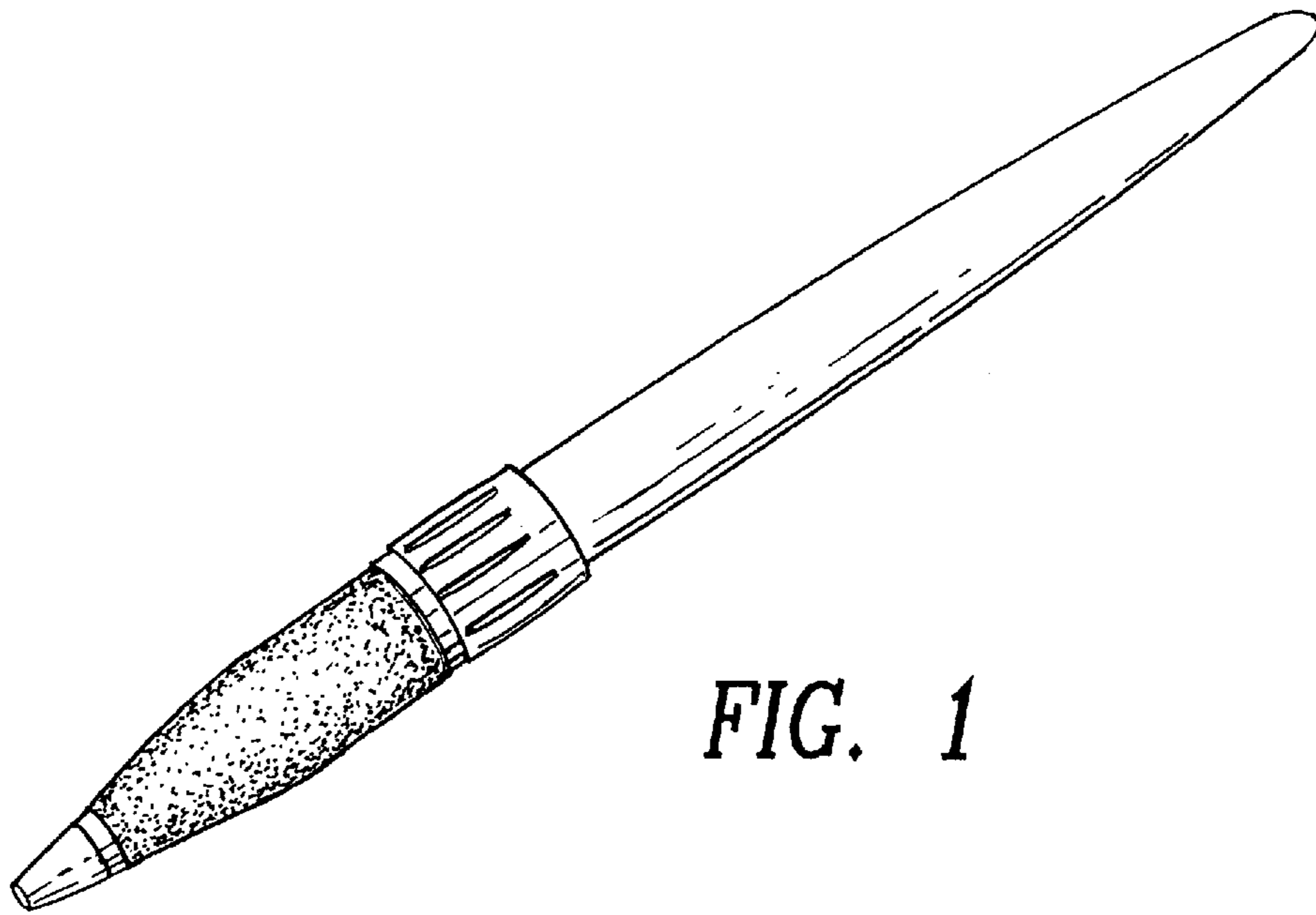


FIG. 1




FIG. 2

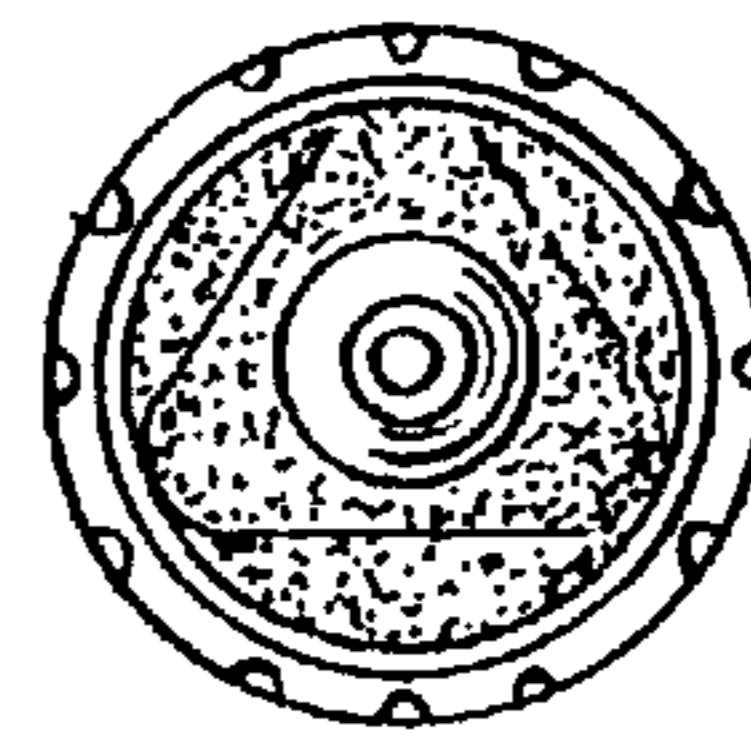


FIG. 3

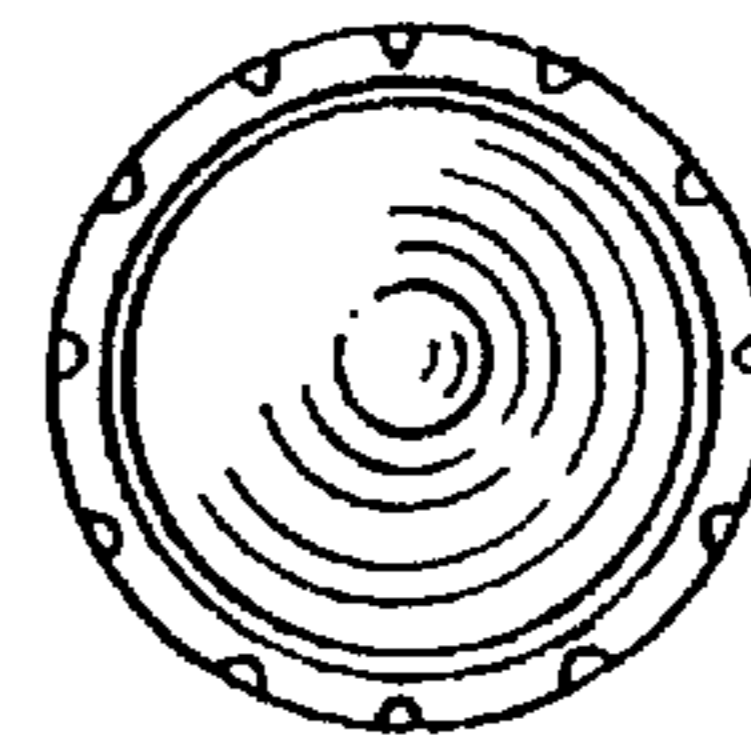


FIG. 4