



US00D429220S

United States Patent [19] Fujimaki

[11] **Patent Number: Des. 429,220**

[45] **Date of Patent: ** Aug. 8, 2000**

[54] **CONTROLLER FOR HANDPIECE OF ELECTRIC APPLIANCE**

[75] Inventor: **Tetsuya Fujimaki**, Saitama-ken, Japan

[73] Assignee: **Urawa Kohgyo Co., Ltd.**, Kuki, Japan

[**] Term: **14 Years**

[21] Appl. No.: **29/102,544**

[22] Filed: **Mar. 26, 1999**

[30] **Foreign Application Priority Data**

Feb. 22, 1999 [JP] Japan 11-4150

[51] **LOC (7) Cl.** **14-03**

[52] **U.S. Cl.** **D13/168**

[58] **Field of Search** D13/158, 162,
D13/168, 169, 170, 171; 338/184, 197,
198, 200, 226

[56] **References Cited**

U.S. PATENT DOCUMENTS

D. 266,840 11/1982 Ross et al. D13/162

D. 285,544 9/1986 Beaumont et al. D13/168 X
D. 306,998 4/1990 Mintz et al. D13/168 X
D. 317,754 6/1991 Accumano D13/162
D. 343,164 1/1994 Miyazawa D13/162

Primary Examiner—Brian N. Vinson
Attorney, Agent, or Firm—Kanesaka & Takeuchi

[57] **CLAIM**

The ornamental design for a controller for handpiece of electric appliance, as shown and described.

DESCRIPTION

FIG. 1 is a front view of a controller for handpiece of electric appliance showing my new design;
FIG. 2 is a rear view thereof;
FIG. 3 is a top plan view thereof;
FIG. 4 is a bottom plan view thereof;
FIG. 5 is a right side view thereof;
FIG. 6 is a left side view thereof; and,
FIG. 7 is a perspective view thereof.

1 Claim, 2 Drawing Sheets






FIG. 1




FIG. 2




FIG. 3




FIG. 4




FIG. 5




FIG. 6



FIG. 7