



US00D429210S

United States Patent [19]

Chintala et al.

[11] Patent Number: **Des. 429,210**

[45] Date of Patent: **** *Aug. 8, 2000**

[54] **BATTERY PACK FOR A PORTABLE TELEPHONE**

[75] Inventors: **Thomas J. Chintala; Richard M. Abney; Brett A. Kayzar; Gina M. Lombardi**, all of San Diego; **Jeffrey J. Rhine**, Poway; **Stanley Scheufler**, Encinitas; **John J. Wendorff; Thomas J. Zeran**, both of San Diego, all of Calif.

[73] Assignee: **QUALCOMM Incorporated**, San Diego, Calif.

[*] Notice: This patent is subject to a terminal disclaimer.

[**] Term: **14 Years**

[21] Appl. No.: **29/084,946**

[22] Filed: **Mar. 13, 1998**

[51] **LOC (7) Cl.** **13-02**

[52] **U.S. Cl.** **D13/103**

[58] **Field of Search** D13/103; D14/138; 429/96-100, 163, 176

[56] **References Cited**

U.S. PATENT DOCUMENTS

D. 359,267	6/1995	Berry et al.	D13/103
D. 361,762	8/1995	Berry	D13/103
D. 380,728	7/1997	Richards et al.	D13/103
D. 383,433	9/1997	Richards et al.	D13/103

Primary Examiner—Joel Sincavage
Attorney, Agent, or Firm—Russell B. Miller; Roger W. Martin; Charles D. Brown

[57] **CLAIM**

We claim the ornamental design for a battery pack for a portable telephone, as shown.

DESCRIPTION

FIG. 1 is a perspective view of the battery pack for a portable telephone;
FIG. 2 is a front plan view of the battery pack;
FIG. 3 is a left side plan view of the battery pack;
FIG. 4 is a bottom plan view of the battery pack;
FIG. 5 is a right side plan view of the battery pack;
FIG. 6 is a back plan view of the battery pack; and,
FIG. 7 is a top plan view of the battery pack.

1 Claim, 2 Drawing Sheets

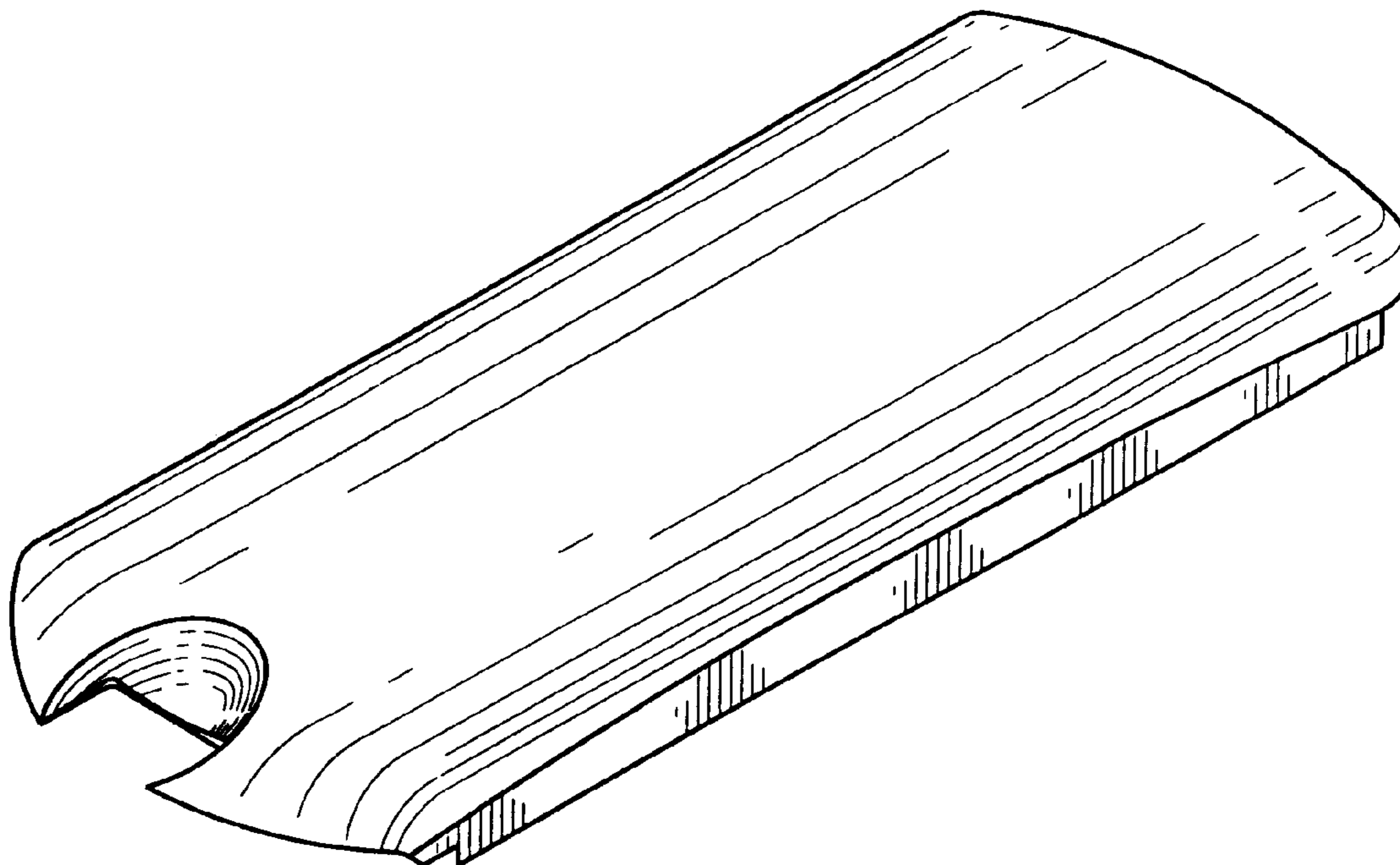


FIG. 1

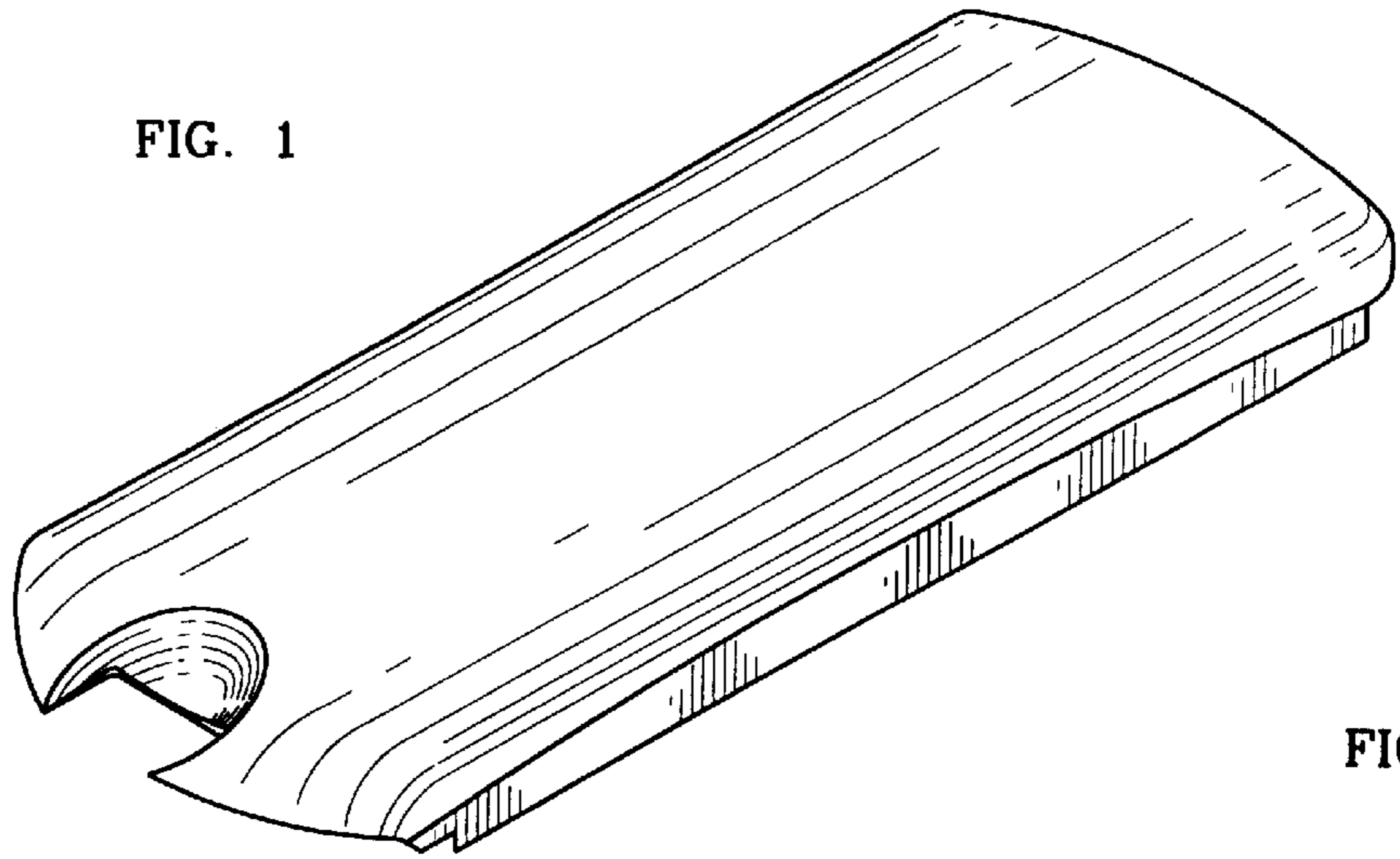


FIG. 4



FIG. 2




FIG. 3

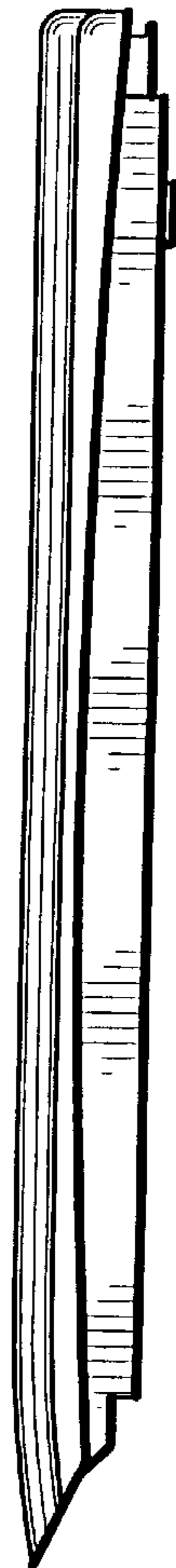


FIG. 6

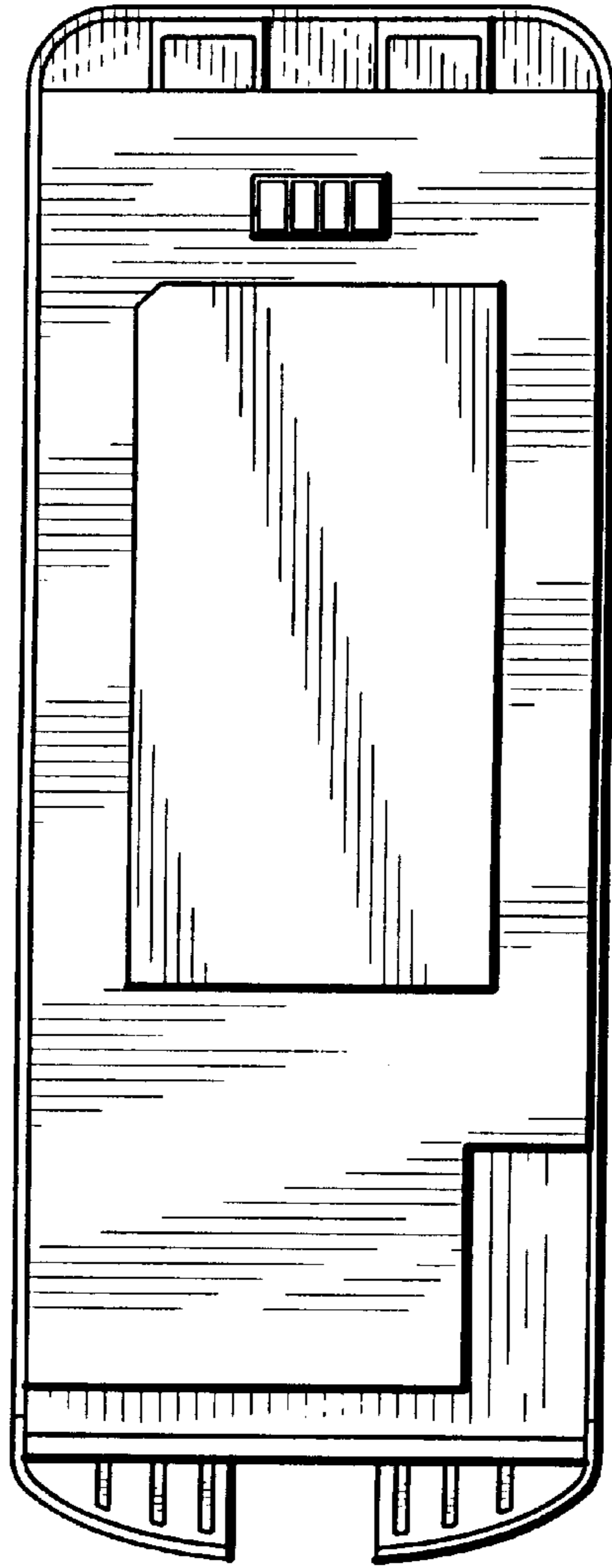


FIG. 5



FIG. 7