



US00D429204S

United States Patent [19]

[11] **Patent Number: Des. 429,204**

Lu

[45] **Date of Patent: ** Aug. 8, 2000**

[54] **FLOOR MAT FOR VEHICLES**

[76] **Inventor: Michael Lu, 58, Ma Yuan West St., Taichung, Taiwan**

[**] **Term: 14 Years**

[21] **Appl. No.: 29/112,605**

[22] **Filed: Oct. 21, 1999**

[51] **LOC (7) Cl. 12-16**

[52] **U.S. Cl. D12/203**

[58] **Field of Search D12/203; D6/582, D6/583, 585-586; 296/97.23; 15/215-217; 428/141; 280/163, 164.1**

[56] **References Cited**

U.S. PATENT DOCUMENTS

- D. 178,353 7/1956 Friedman D12/203
- D. 178,414 7/1956 Meyer D12/203
- D. 288,799 3/1987 Peress D12/203
- D. 325,555 4/1992 Primeau D12/203

- D. 358,571 5/1995 Thundercloud D12/203
- D. 393,238 4/1998 Kraines D12/203
- D. 401,203 11/1998 Lu D12/203
- D. 408,342 4/1999 Yang D12/203
- D. 413,850 9/1999 Wang D12/203

Primary Examiner—Stacia Cadmus

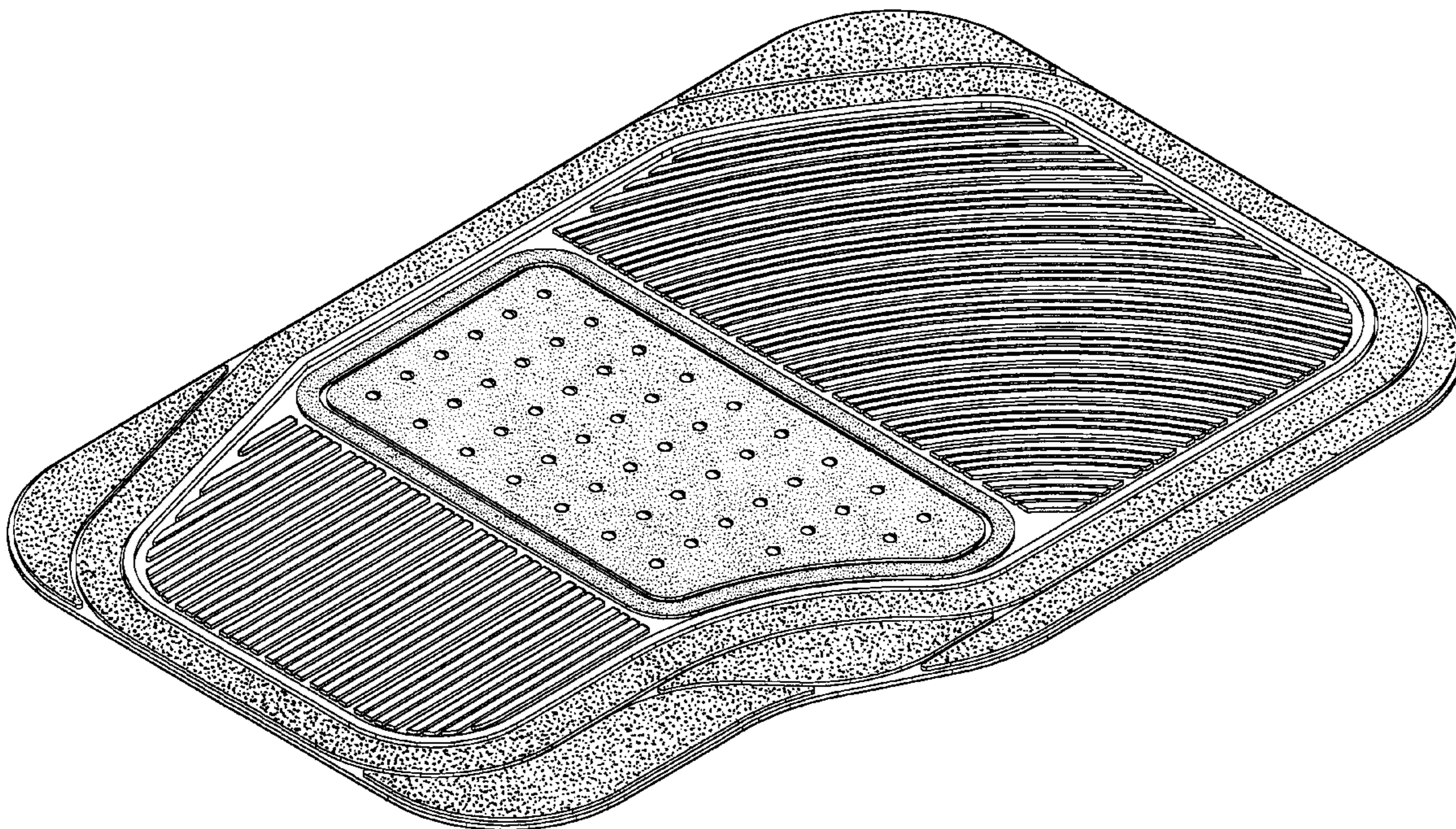
[57] **CLAIM**

The ornamental design for a floor mat for vehicles, as shown and described.

DESCRIPTION

FIG. 1 is a perspective view of a floor mat for vehicles showing my new design;
 FIG. 2 is a front elevational view thereof;
 FIG. 3 is a rear elevational view thereof;
 FIG. 4 is a left side elevational view thereof;
 FIG. 5 is a right side elevational view thereof;
 FIG. 6 is a top plan view thereof; and,
 FIG. 7 is a bottom plan view thereof.

1 Claim, 5 Drawing Sheets



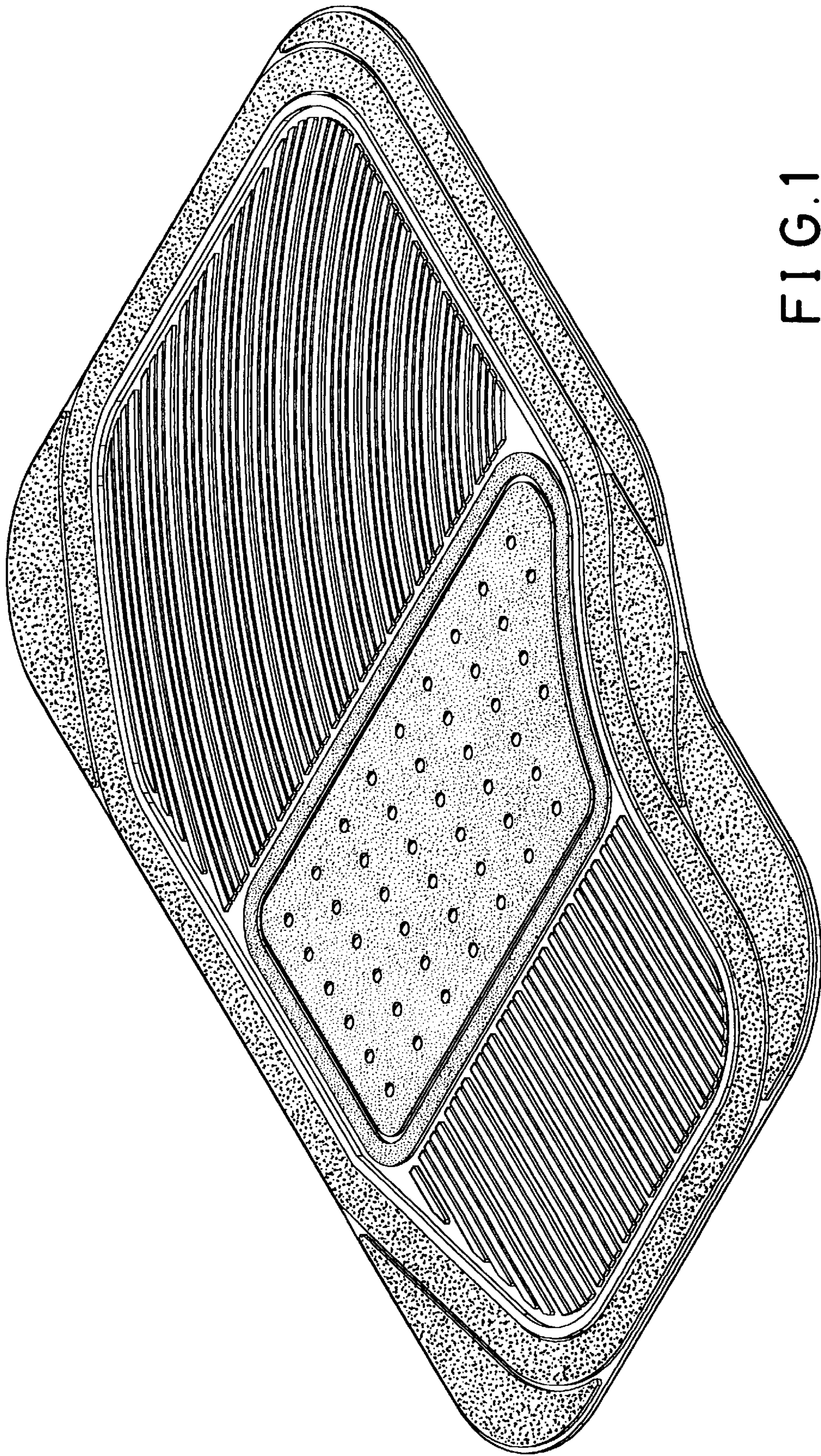


FIG. 1



FIG. 2




FIG. 3



FIG. 4



FIG. 5

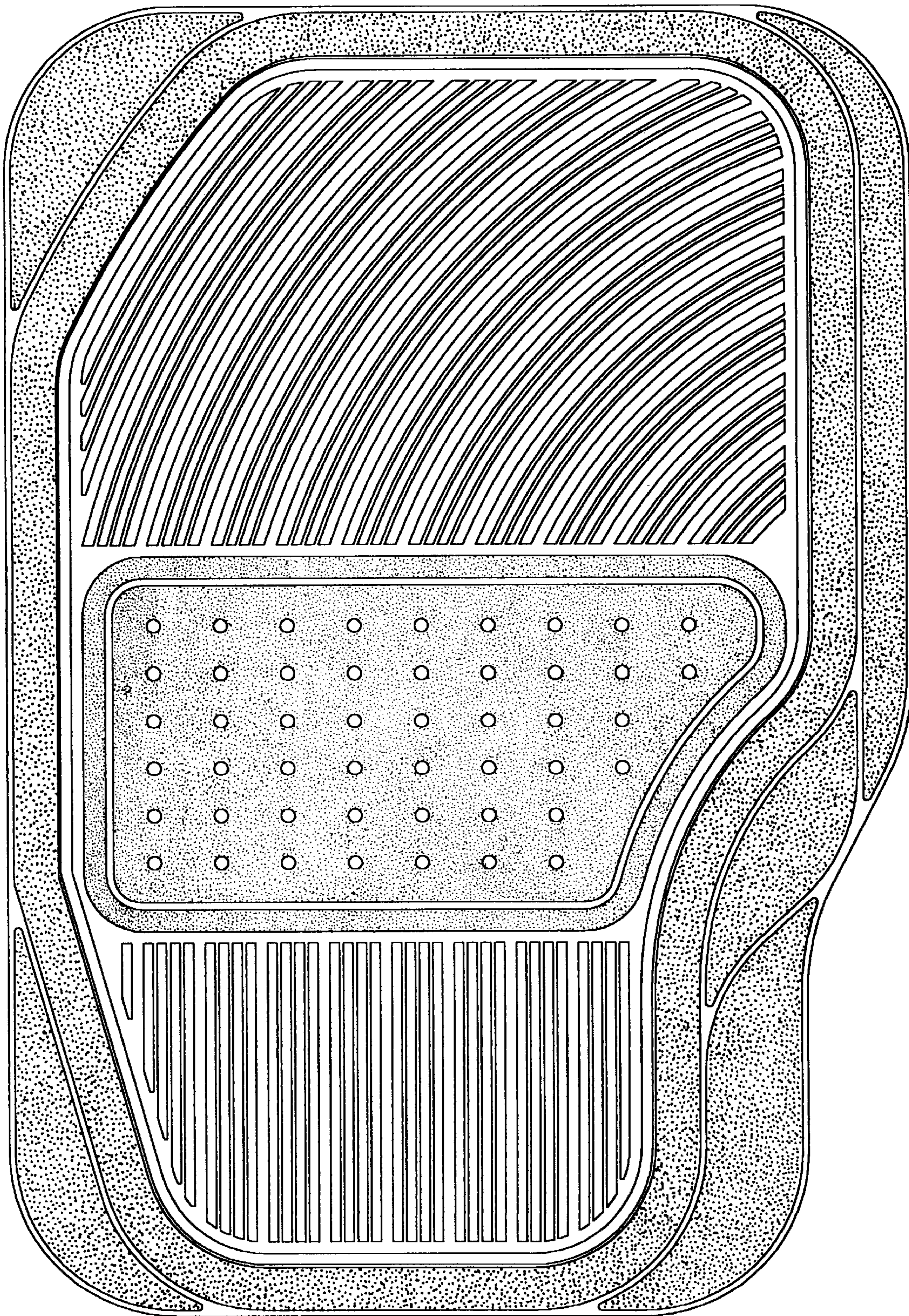


FIG. 6

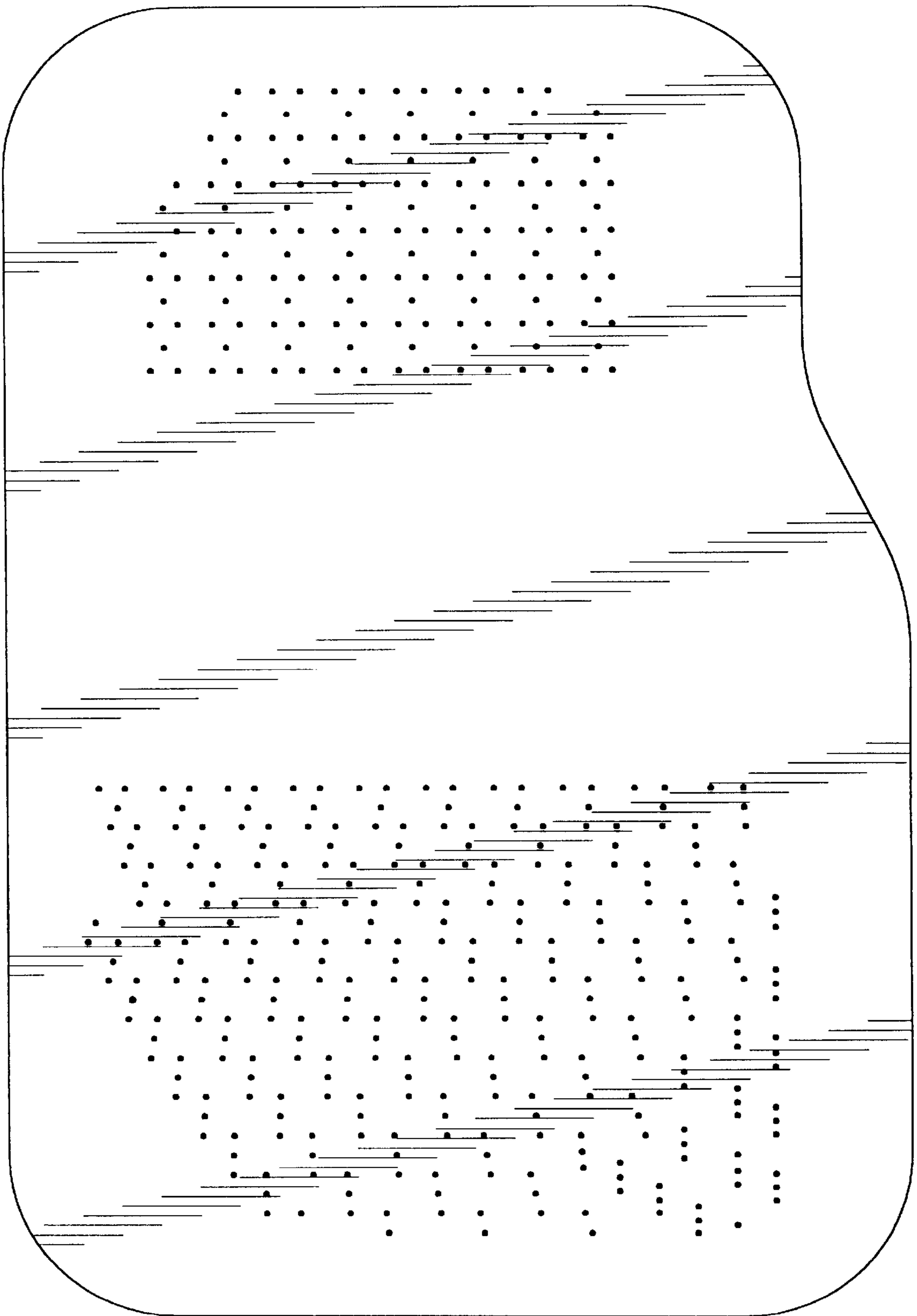


FIG. 7