



US00D429192S

United States Patent [19]

Edwards et al.

[11] Patent Number: **Des. 429,192**

[45] Date of Patent: **** Aug. 8, 2000**

[54] **TIRE TREAD**

[75] Inventors: **Everett J. Edwards**, San Jose, Calif.;
James G. Guspodin, Akron, Ohio

[73] Assignee: **Bridgestone/Firestone Research, Inc.**,
Akron, Ohio

[**] Term: **14 Years**

[21] Appl. No.: **29/113,642**

[22] Filed: **Nov. 9, 1999**

[51] **LOC (7) Cl.** **12-15**

[52] **U.S. Cl.** **D12/147**

[58] **Field of Search** D12/134-152;
152/209.1, 209.8, 209.12, 209.16, 209.28,
902, 903

[56] **References Cited**

U.S. PATENT DOCUMENTS

D. 204,535	4/1966	Anslow	D12/147
D. 317,145	5/1991	Iwamura	D12/146
D. 348,424	7/1994	Maxwell et al.	D12/147
D. 367,447	2/1996	Chin et al.	D12/147
D. 379,791	6/1997	Heinen et al.	D12/147
D. 384,615	10/1997	Lim et al.	D12/147
D. 384,920	10/1997	De Barys	D12/147
D. 397,652	9/1998	Le et al.	D12/147
D. 420,949	2/2000	Poling	D12/146
D. 421,416	3/2000	Edwards et al.	D12/147

OTHER PUBLICATIONS

Gillette Widetrack Wintertrax Tire, 1998 Tread Design
guide, p. 32.
Monarch Steelmark ADP Tire, 1998 Tread Design Guide, p.
153.

ohtsu Hi-Steel Radial M5100 Tire, 1998 Tread Design
Guide, p. 156.

Primary Examiner—Robert M. Spear
Attorney, Agent, or Firm—Michael Sand; John M. Vasuta

[57] **CLAIM**

The ornamental design for a tire tread, as shown and
described.

DESCRIPTION

FIG. 1 is a side perspective view of a tire tread showing our
new design, it being understood that the pattern is repeated
throughout the circumference of the tire tread, the opposite
side being the same as that shown;

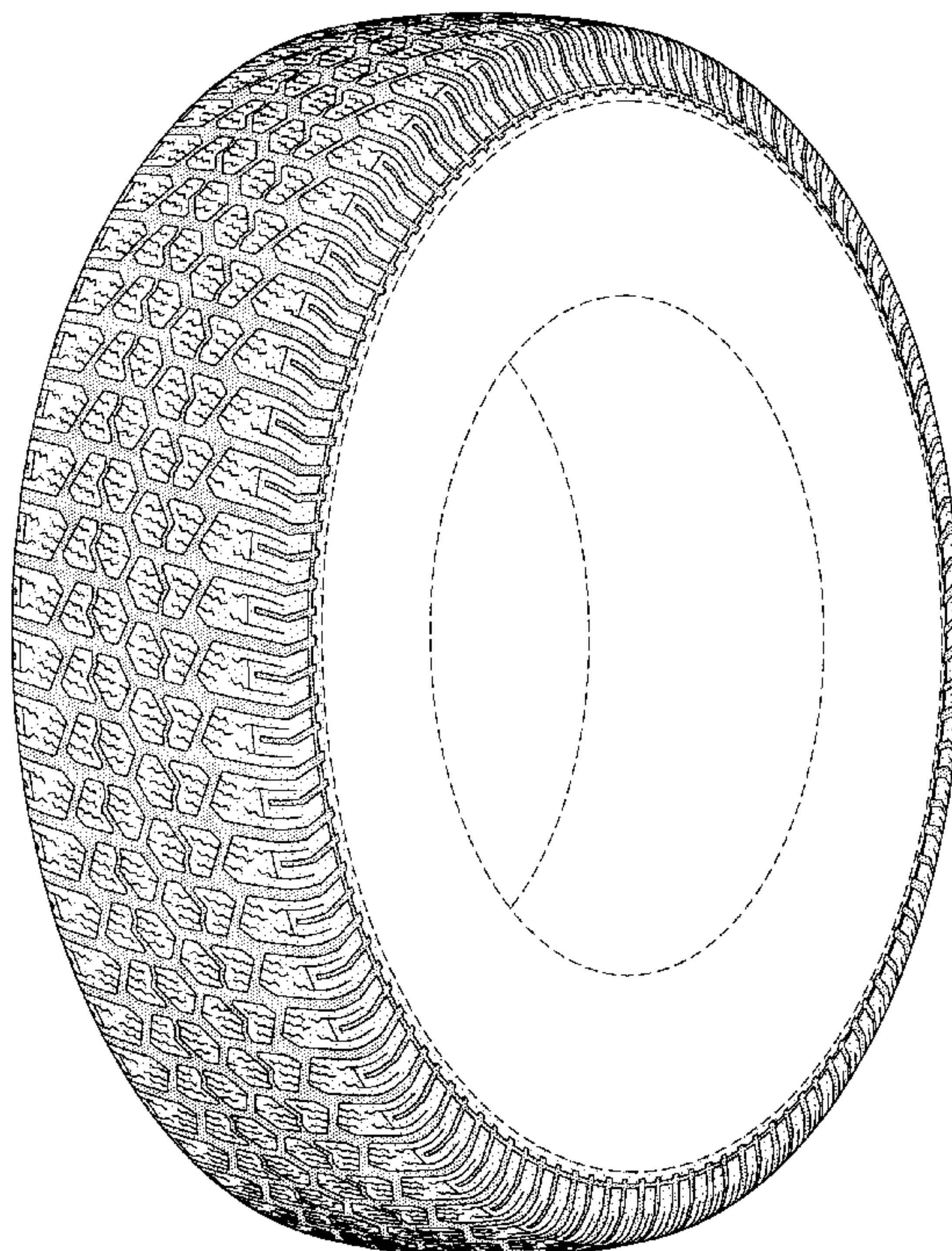
FIG. 2 is a front elevational view thereof;

FIG. 3 is a side elevational view of the right side thereof, the
opposite side being identical thereto; and,

FIG. 4 is an enlarged fragmentary front elevational view
thereof.

The dark stippled surface represents the recessed portion of
the tread grooves, having an indeterminate depth; the broken
lines defining the tire sidewall and inner bead and the
peripheral boundary between the tire and sidewall are for
illustrative purposes only and form no part of the claimed
design.

1 Claim, 4 Drawing Sheets



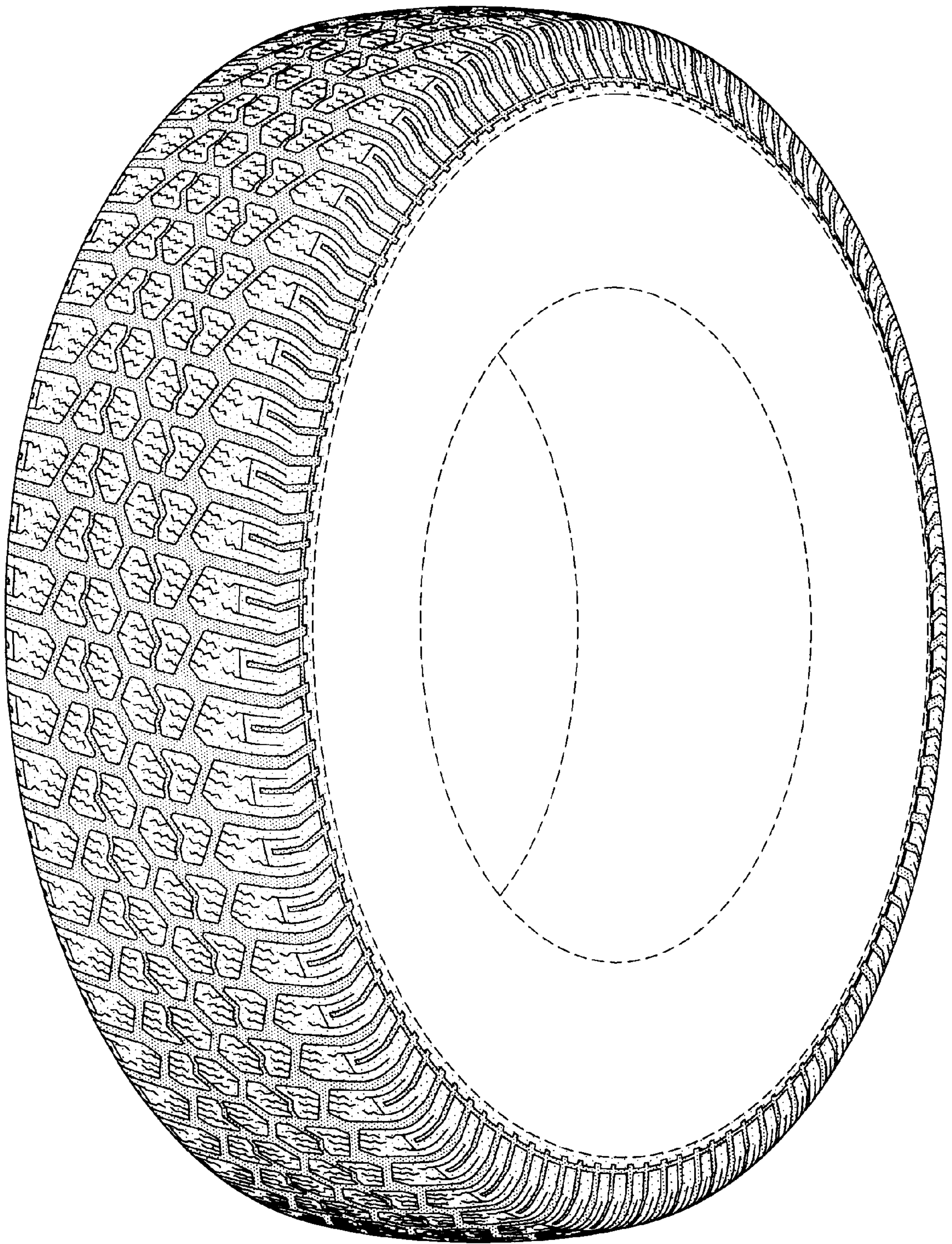


FIG-1

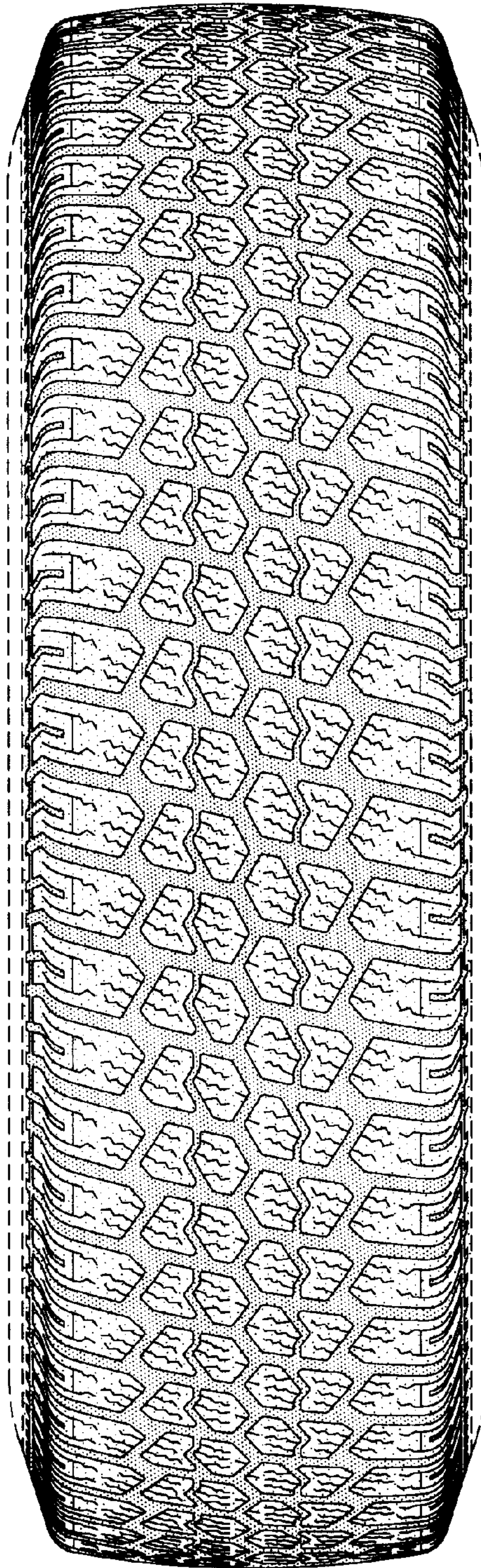


FIG-2




FIG-3

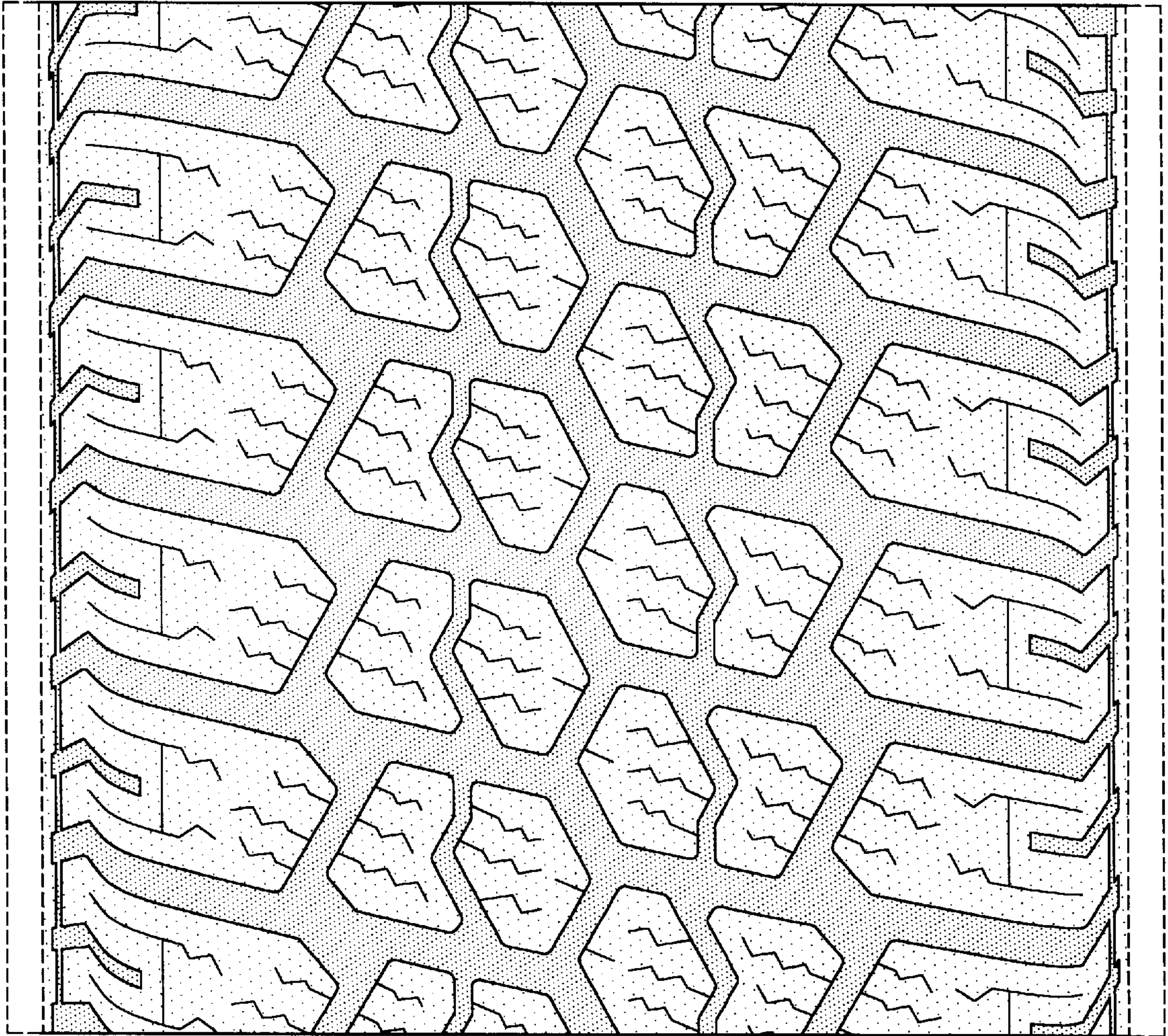


FIG-4