



US00D429183S

United States Patent [19]

Meindl

[11] **Patent Number: Des. 429,183**

[45] **Date of Patent: ** Aug. 8, 2000**

[54] **TRAMWAY RAIL**

[75] **Inventor: Bernd Meindl, Hard, Austria**

[73] **Assignee: Konrad Doppelmayr & Sohn
Maschinen-fabrik Gesellschaft mbH
& Co. KG, Wolfurt, Austria**

[**] **Term: 14 Years**

[21] **Appl. No.: 29/113,597**

[22] **Filed: Nov. 5, 1999**

[51] **LOC (7) Cl. 12-03**

[52] **U.S. Cl. D12/50**

[58] **Field of Search** D12/49, 50, 42;
D34/28; D22/100, 102, 61, 126, 132, 199;
104/89, 91-94, 95, 120, 137, 281, 286,
118, 119, 121, 124, 168; D21/814, 456,
540-541, 564-565

D. 236,331 8/1975 Edwards D12/50
D. 281,002 10/1985 Olsen D21/564
D. 317,186 5/1991 Schaefer D21/564
D. 346,767 5/1994 Fujita D12/50
D. 353,791 12/1994 Brandan et al. D12/50
2,825,291 3/1958 Chadenson 104/94

Primary Examiner—Stacia Cadmus
Attorney, Agent, or Firm—Herbert L. Lerner; Laurence A. Greenberg; Werner H. Stemer

[57] CLAIM

The ornamental design for a tramway rail, as shown and described.

DESCRIPTION

FIG. 1 is a top perspective view of a tramway rail showing my new design;
FIG. 2 is a bottom perspective view thereof; and,
FIG. 3 is an enlarged top perspective view of the tramway rail rotated towards the viewer as compared to FIG. 2.

[56] References Cited

U.S. PATENT DOCUMENTS

D. 191,601 10/1961 Scott D12/50

1 Claim, 3 Drawing Sheets

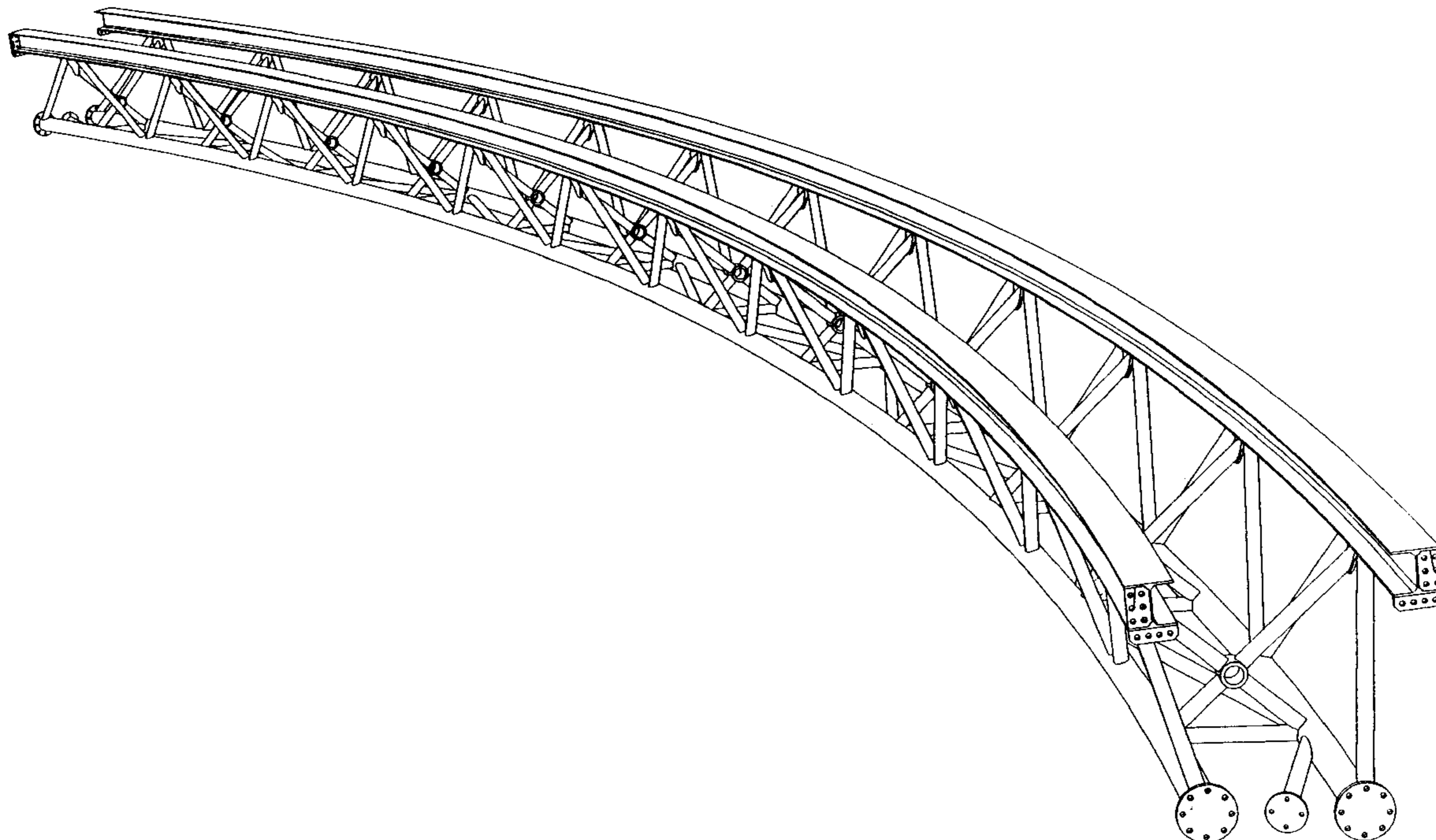


Fig. 1

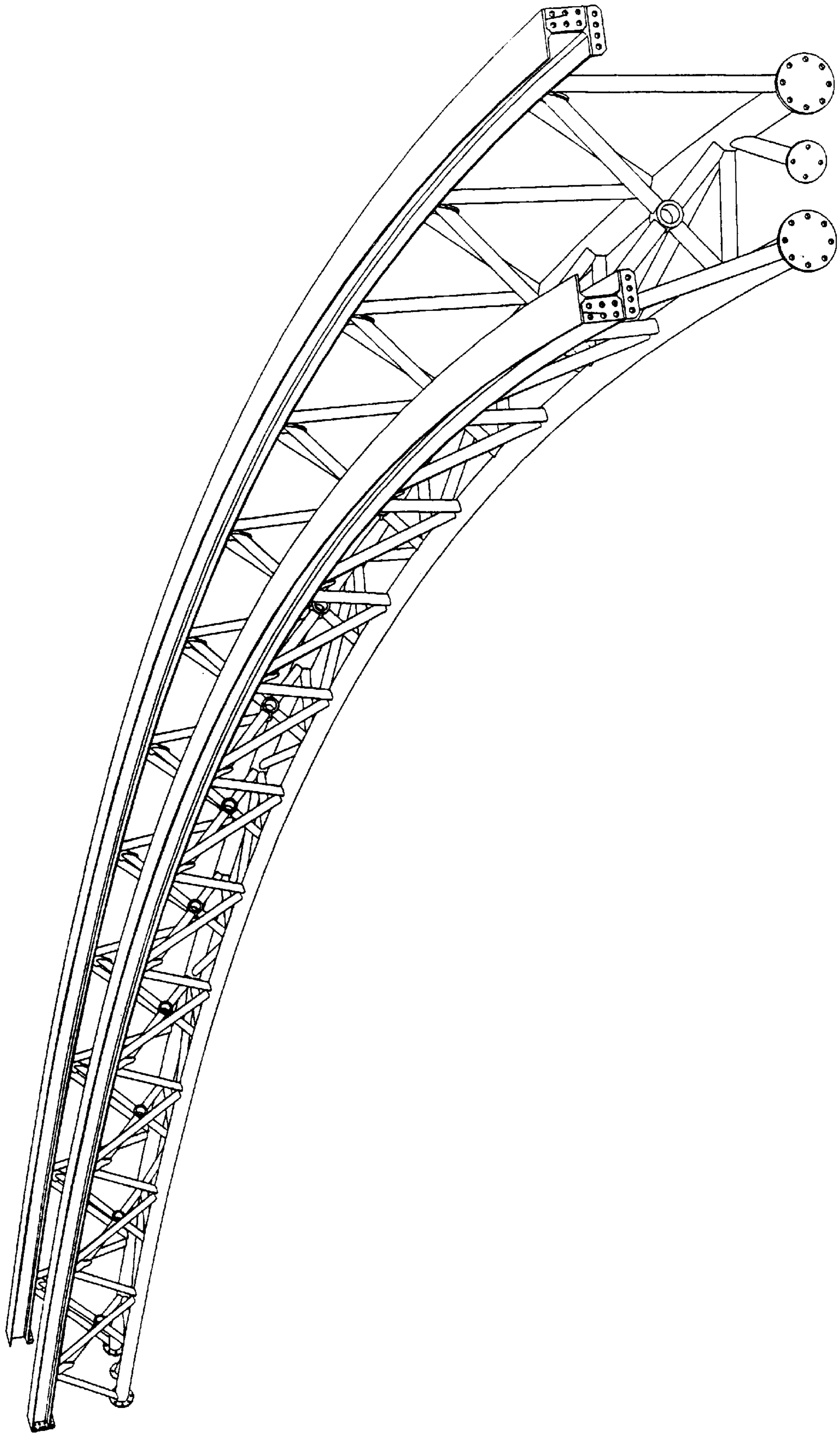


Fig. 2

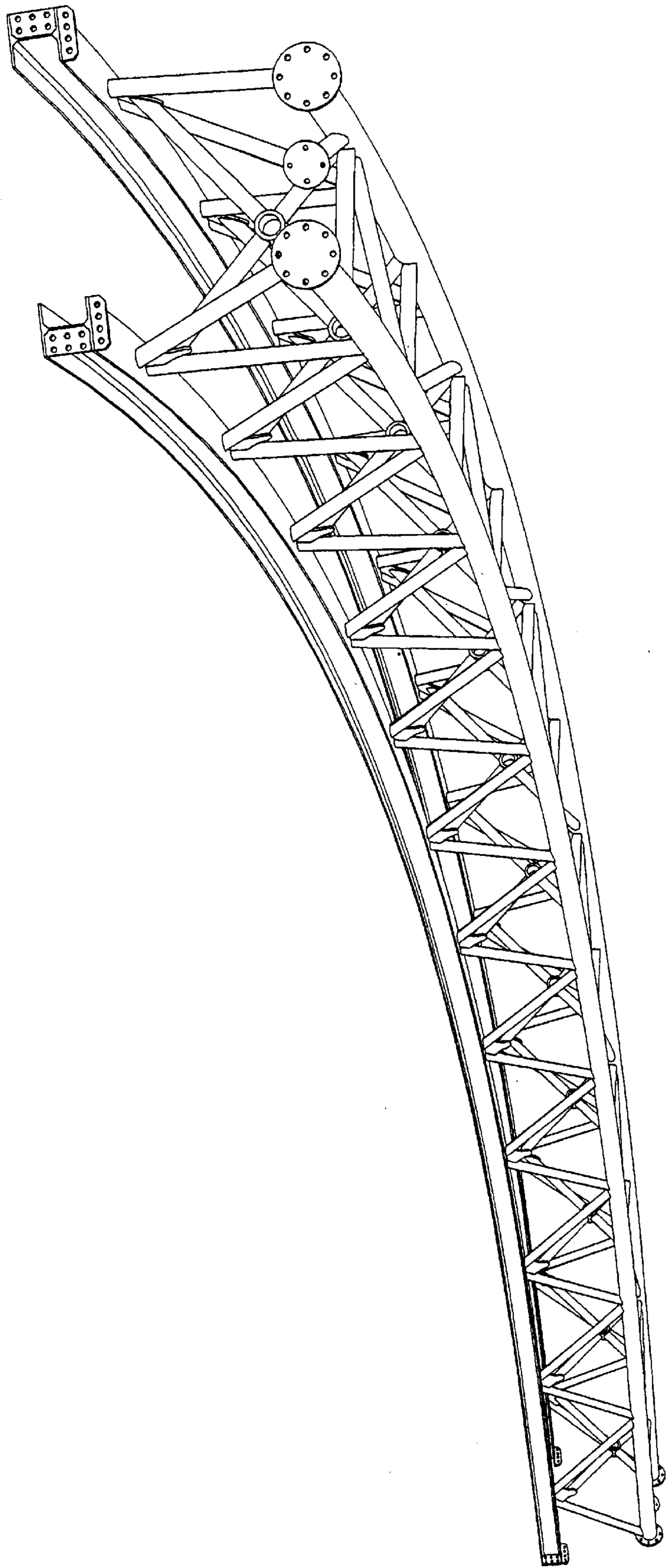


Fig. 3

