



US00D429172S

# United States Patent [19] Reymond

[11] **Patent Number: Des. 429,172**

[45] **Date of Patent: \*\* Aug. 8, 2000**

[54] **MICROMETER**

[75] Inventor: **Jean-Claude Reymond,**  
Chavannes-pres-Rès-Renes, Switzerland

[73] Assignee: **Brown & Sharpe Tesa S.A.,**  
Switzerland

[\*\*] Term: **14 Years**

[21] Appl. No.: **29/098,327**

[22] Filed: **Dec. 24, 1998**

[30] **Foreign Application Priority Data**

Jun. 26, 1998 [XH] Hague Agreement ..... DMA/004143

[51] **LOC (7) Cl. .... 10-04**

[52] **U.S. Cl. .... D10/73**

[58] **Field of Search ..... D10/73; 33/783-832,**  
33/DIG. 12

[56] **References Cited**

**U.S. PATENT DOCUMENTS**

D. 334,719	4/1993	Yeo .	
D. 344,240	2/1994	Schnyder .	
D. 377,912	2/1997	Walser .	
D. 386,994	12/1997	Reymond .	
D. 387,690	12/1997	Reymond .	
D. 401,170	11/1998	Reymond .	
4,578,868	4/1986	Sasaki et al. ....	D10/73 X
5,383,286	1/1995	Kipnes .....	33/813
5,433,016	7/1995	Tachikake et al. ....	33/813
5,477,621	12/1995	Koizumi et al. .	
5,495,677	3/1996	Tachikake et al. ....	33/813

**FOREIGN PATENT DOCUMENTS**

0719999A1	7/1996	European Pat. Off. .
2481441	10/1981	France .
2703145	9/1994	France .
3434993	11/1985	Germany .
3834306	4/1990	Germany .
9005309 U	11/1990	Germany .
4207142	9/1993	Germany .
101636	10/1923	Switzerland .
165061	10/1933	Switzerland .

**OTHER PUBLICATIONS**

Patent Abstracts of Japan, vol. 7, No. 224 (p. 227), Oct. 5, 1983.

*Primary Examiner*—Antoine Duval Davis  
*Attorney, Agent, or Firm*—Smith, Gambrell & Russell, LLP

[57] **CLAIM**

The ornamental design for a micrometer, as shown and described.

**DESCRIPTION**

FIG. 1 is a front, perspective view of a first embodiment of said micrometer;  
FIG. 2 is a front elevational view of that which is shown in FIG. 1;  
FIG. 3 is a rear elevational view of that which is shown in FIG. 1;  
FIG. 4 is a top view of that which is shown in FIG. 2;  
FIG. 5 is a bottom view of that which is shown in FIG. 2;  
FIG. 6 is a left side view of that which is shown in FIG. 2;  
and,  
FIG. 7 is a right side of that which is shown in FIG. 2.

**1 Claim, 5 Drawing Sheets**

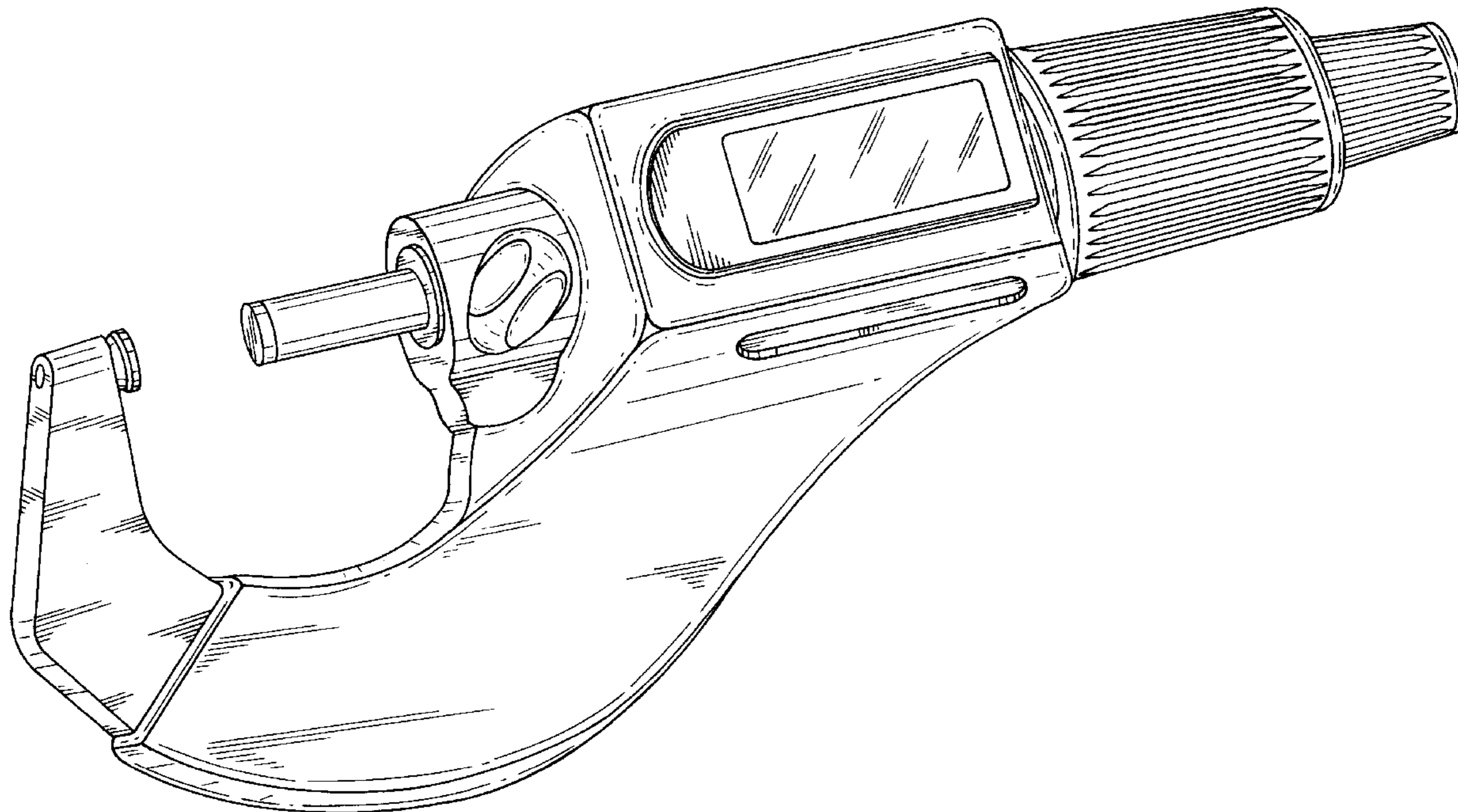


FIG. 1

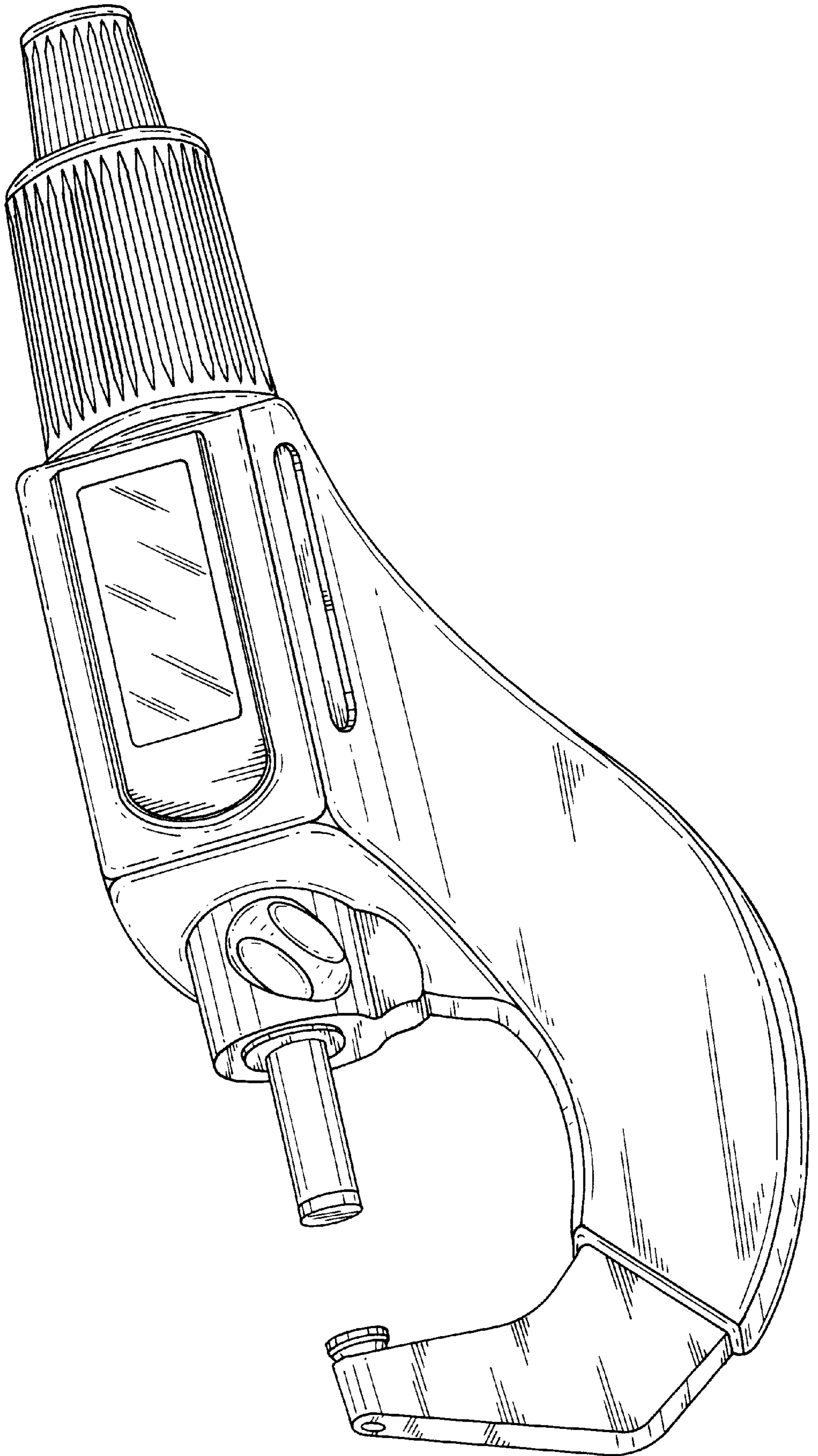


FIG. 2

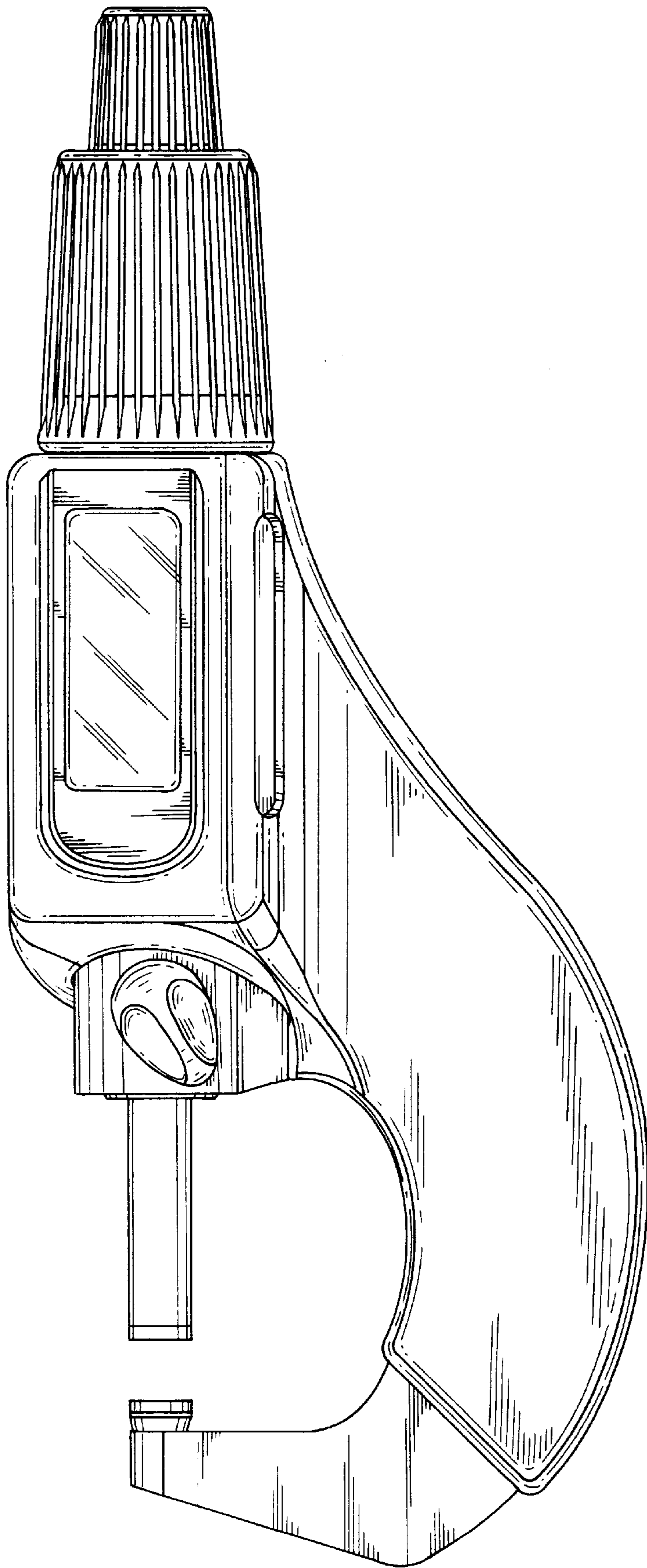
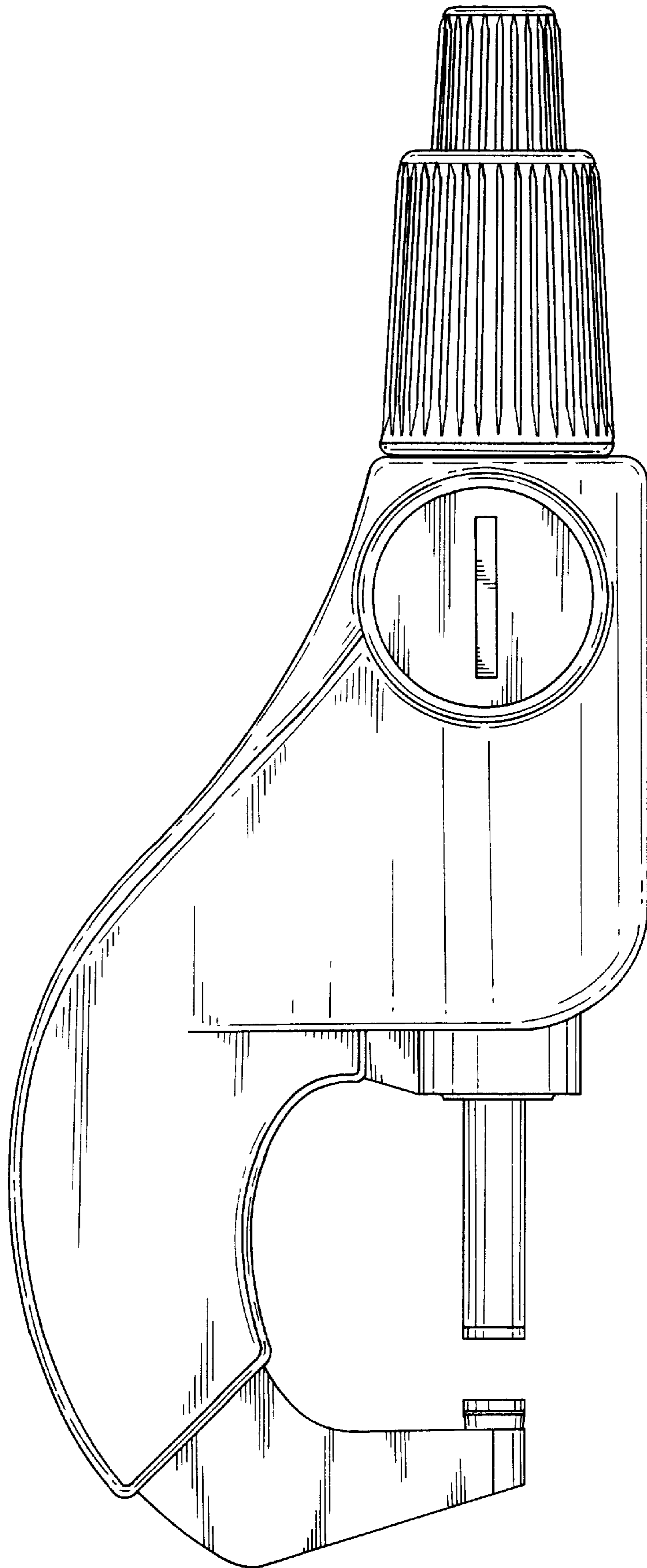


FIG. 3



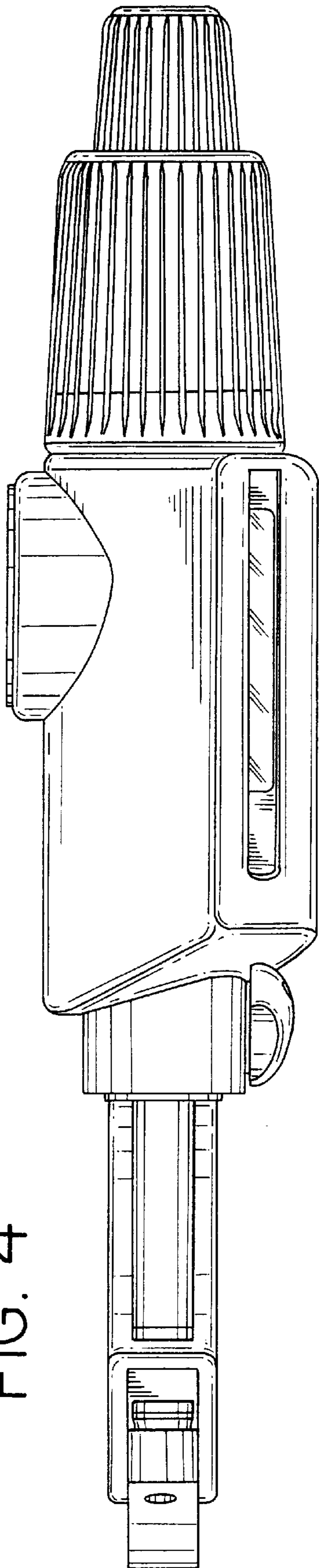


FIG. 4

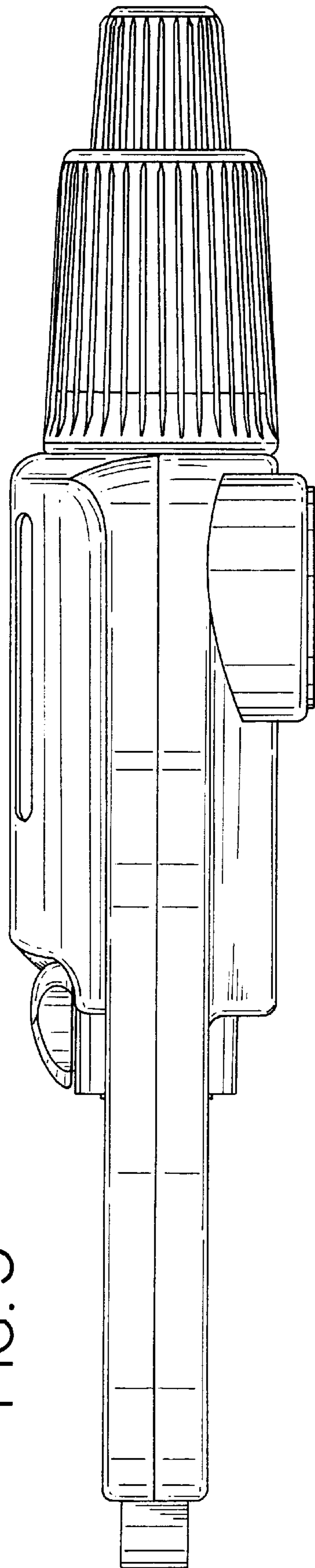


FIG. 5

FIG. 7

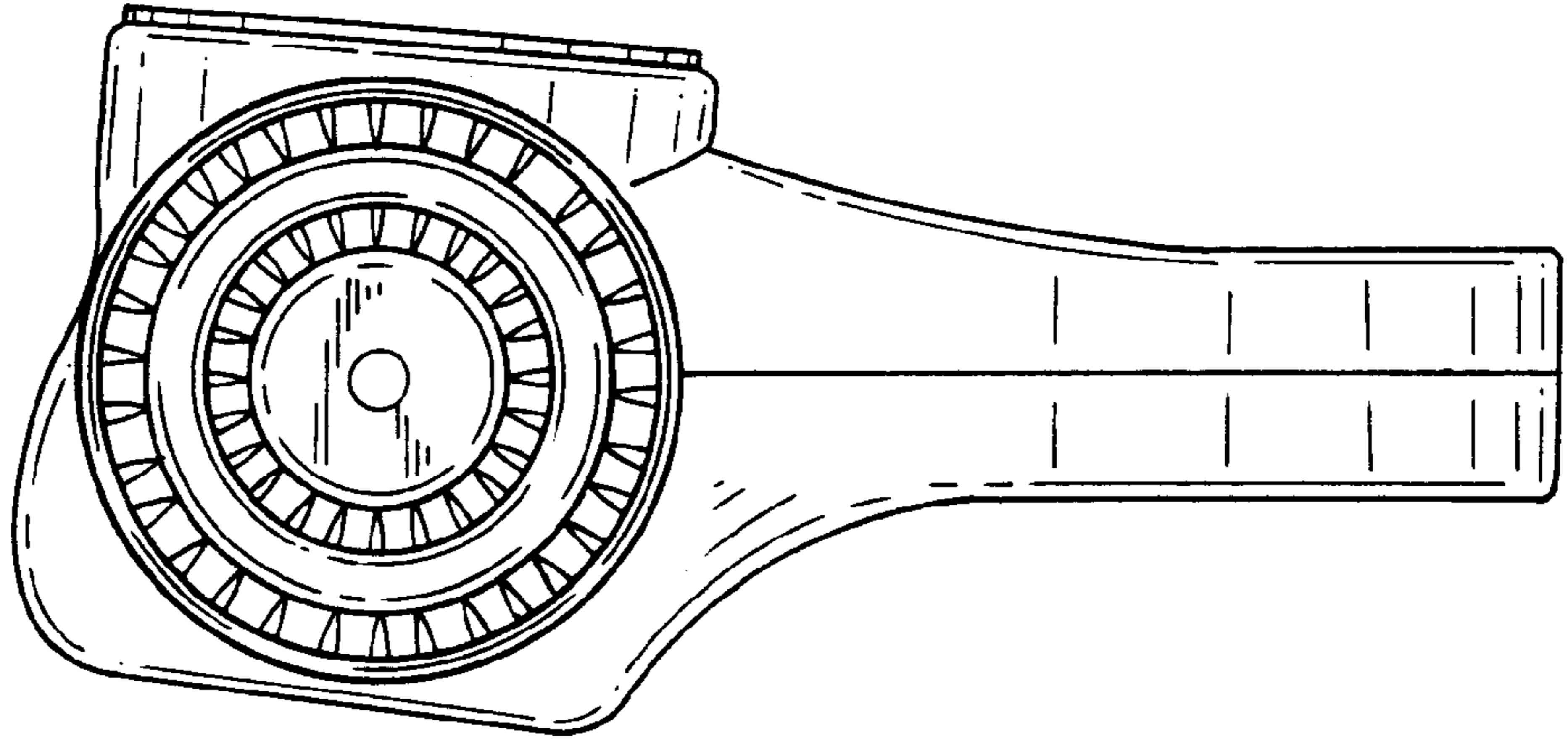


FIG. 6

