



US00D429158S

United States Patent [19]
Weber

[11] **Patent Number: Des. 429,158**

[45] **Date of Patent: ** Aug. 8, 2000**

[54] **CONTAINER WITH HOOK**

[76] Inventor: **Heinz Weber**, 64 Gables Court,
Beaconsfield, Quebec, Canada, H9W
5H4

[**] Term: **14 Years**

[21] Appl. No.: **29/103,989**

[22] Filed: **Apr. 26, 1999**

[30] **Foreign Application Priority Data**

Apr. 16, 1999 [CA] Canada 1999-0942

[51] **LOC (7) Cl.** **09-01**

[52] **U.S. Cl.** **D9/521**

[58] **Field of Search** D9/302, 337, 415,
D9/433, 436, 450, 454, 520, 521; D24/117,
118, 121; 220/112, 288; 222/107

[56] **References Cited**

U.S. PATENT DOCUMENTS

D. 222,126	10/1971	Sheehan	D9/302
D. 242,772	12/1976	Marlow	D9/521
D. 271,746	12/1983	Pieri	D9/521
D. 274,888	7/1984	Lang	D9/302
D. 278,120	3/1985	Grant et al.	D9/302

D. 279,256	6/1985	Lang	D9/521
D. 296,302	6/1988	Weber	D9/521
D. 311,328	10/1990	Van der Tang	D9/337
D. 323,291	1/1992	Wilgus	D9/520
D. 371,479	7/1996	Hirst	D9/337
3,243,074	3/1966	Rindner	220/212
4,747,519	5/1988	Green et al.	222/181.3
5,427,343	6/1995	Ferris	248/215

Primary Examiner—Ted Shooman
Assistant Examiner—Carol Rademaker
Attorney, Agent, or Firm—Eric Fincham


[57] **CLAIM**

The ornamental design for a container with hook, as shown and described.

DESCRIPTION

FIG. 1 is a perspective view of the container with hook;
FIG. 2 is a front elevational view thereof;
FIG. 3 is a side elevational view as seen from the right hand side of FIG. 2;
FIG. 4 is a side elevational view as seen from the left hand side of FIG. 2;
FIG. 5 is a top plan view thereof; and,
FIG. 6 is a bottom plan view.

1 Claim, 2 Drawing Sheets






Fig. 1

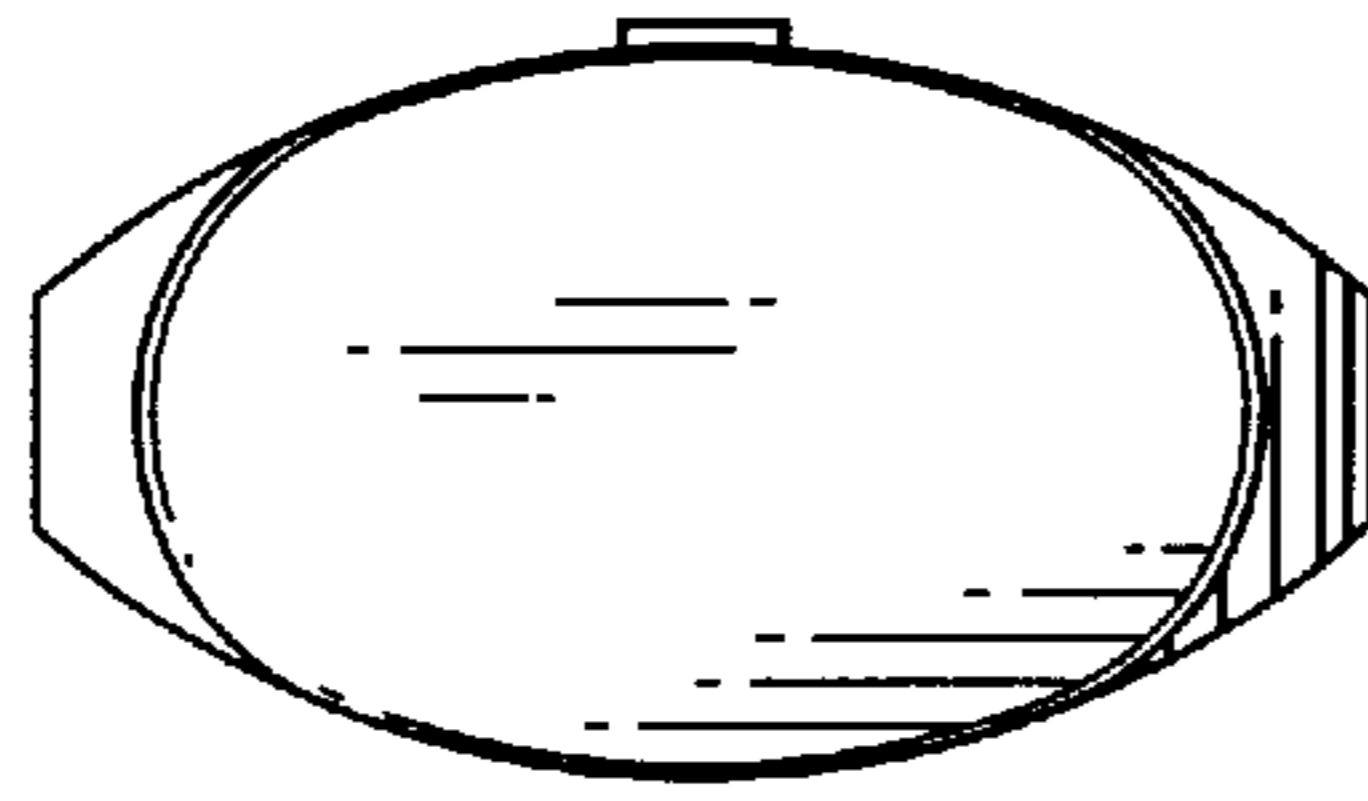


Fig. 5




Fig. 3

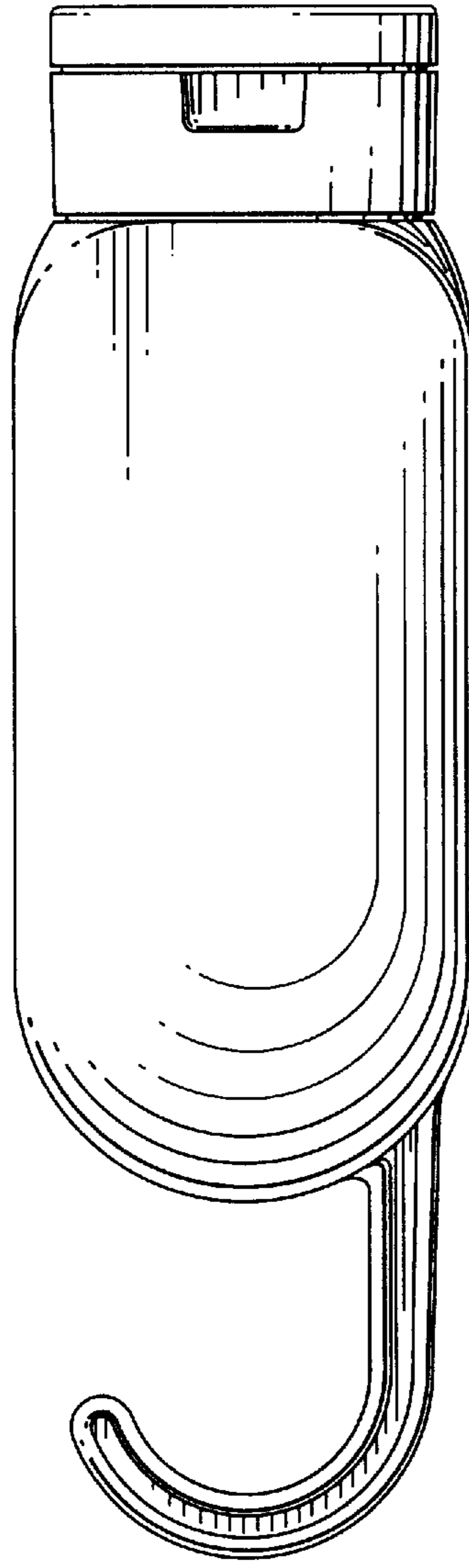


Fig. 2




Fig. 4

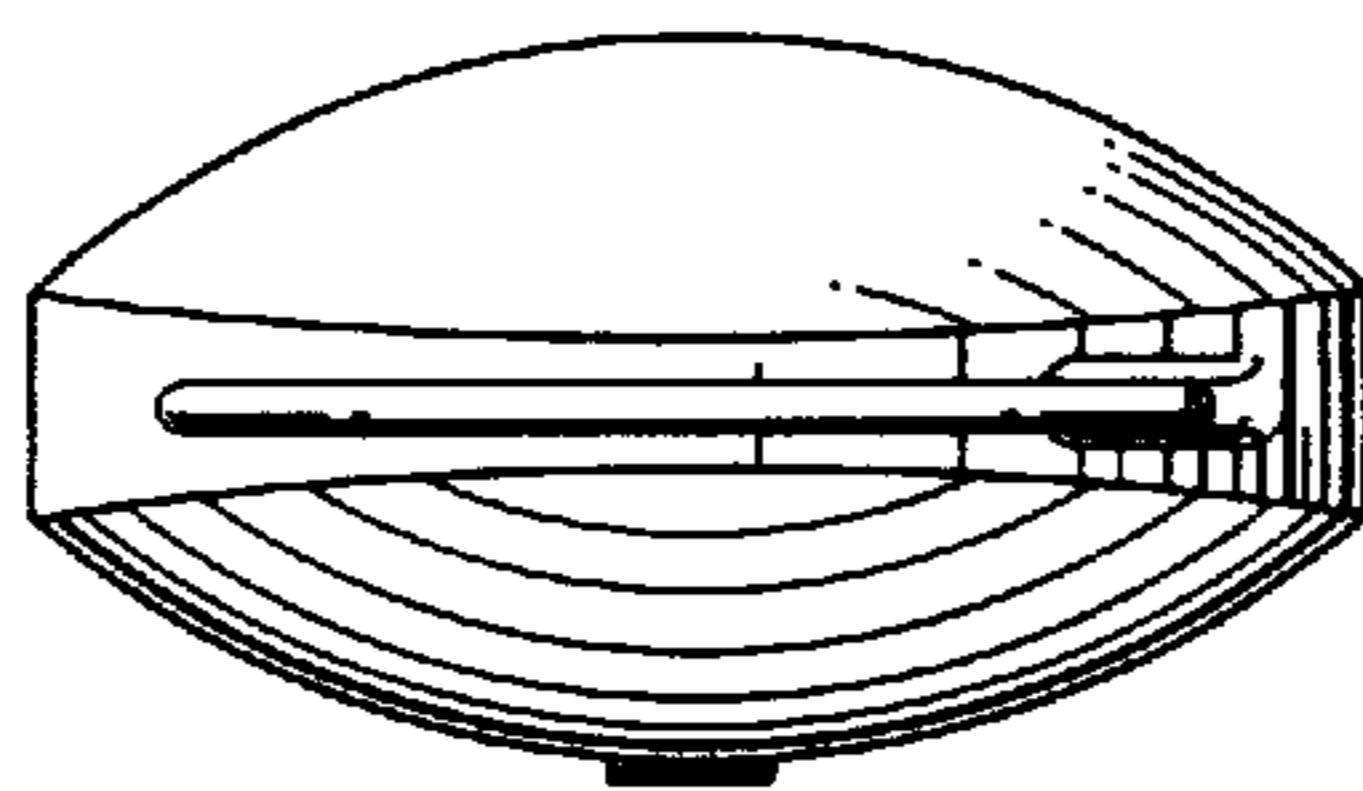


Fig. 6