



US00D429138S

United States Patent [19]
Glesser

[11] **Patent Number: Des. 429,138**

[45] **Date of Patent: ** Aug. 8, 2000**

[54] **DUAL BLADED FOLDING KNIFE WITH THUMB STUDS**

[75] Inventor: **Louis S. Glesser**, Golden, Colo.

[73] Assignee: **Spyderco, Inc.**, Golden, Colo.

[**] Term: **14 Years**

[21] Appl. No.: **29/108,374**

[22] Filed: **Jul. 26, 1999**

[51] **LOC (7) Cl.** **08-03**

[52] **U.S. Cl.** **D8/99**

[58] **Field of Search** D8/98, 99, 200;
30/151, 152, 153, 154, 155, 156, 157, 158,
159, 160, 161, 162

[56] **References Cited**

U.S. PATENT DOCUMENTS

D. 333,251	2/1993	Glesser	D8/99
D. 363,871	11/1995	Coggins	D8/99
D. 385,173	10/1997	McWillis	D8/99
D. 387,966	12/1997	Horn	D8/99
D. 391,465	3/1998	Glesser	D8/99

OTHER PUBLICATIONS

- Gorilla and Sons Catalog, p. 8, Spyderco Knives, 1997.
- Gorilla and Sons Catalog, p. 19, Boker Knives, 1997.
- Gorilla and Sons Catalog, p. 25, Case Knives, 1997.
- Gorilla and Sons Catalog, p. 59, GKT Knives, 1997.

Primary Examiner—Philip S. Hyder

Attorney, Agent, or Firm—Sheridan Ross P.C.

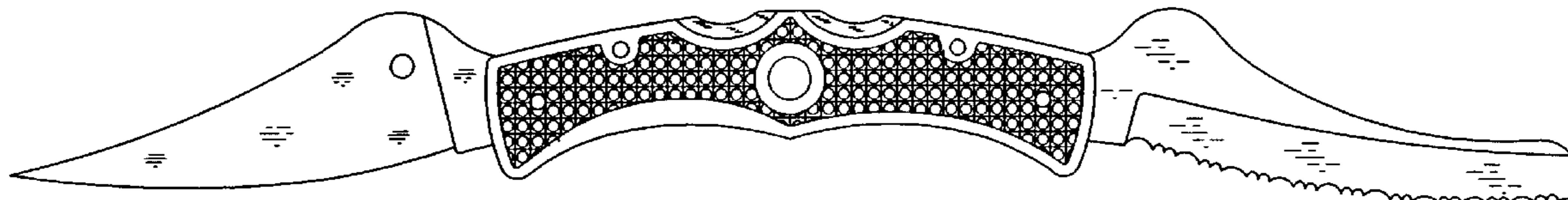
[57] **CLAIM**

The ornamental design for a dual bladed folding knife with thumb studs, as shown and described.

DESCRIPTION

FIG. 1 is a front elevational view of a dual bladed folding knife with thumb studs, showing my new design;
 FIG. 2 is a top plan view of the dual bladed folding knife with thumb studs illustrated in FIG. 1;
 FIG. 3 is a rear elevational view of the dual bladed folding knife with thumb studs illustrated in FIG. 1;
 FIG. 4 is a bottom plan view of the dual bladed folding knife with thumb studs illustrated in FIG. 1;
 FIG. 5 is a left end elevational view of the dual bladed folding knife with thumb studs illustrated in FIG. 1;
 FIG. 6 is a right end elevational view of the dual bladed folding knife with thumb studs illustrated in FIG. 1;
 FIG. 7 is a front elevational view of the dual bladed folding knife with thumb studs illustrated in FIG. 1, with the blades shown in a closed position;
 FIG. 8 is a top plan view of the dual bladed folding knife with thumb studs illustrated in FIG. 1 with the blades shown in a closed position;
 FIG. 9 is a rear elevation view of the dual bladed folding knife with thumb studs illustrated in FIG. 1 with the blades shown in a closed position; and,
 FIG. 10 is a bottom plan view of the dual bladed folding knife with thumb studs illustrated in FIG. 1 with the blades shown in a closed position.

1 Claim, 5 Drawing Sheets



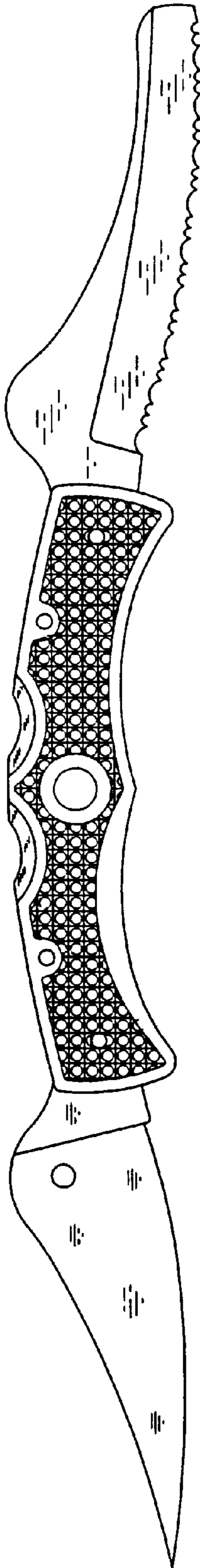


Fig. 1

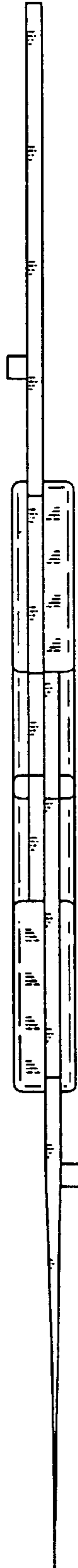


Fig. 2

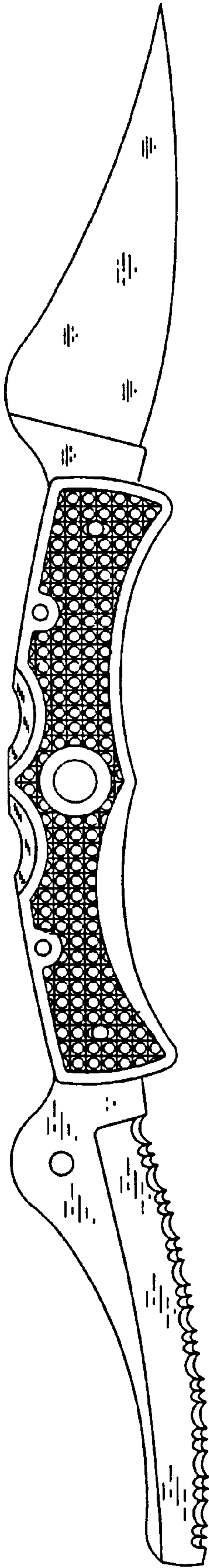


Fig. 3




Fig. 4

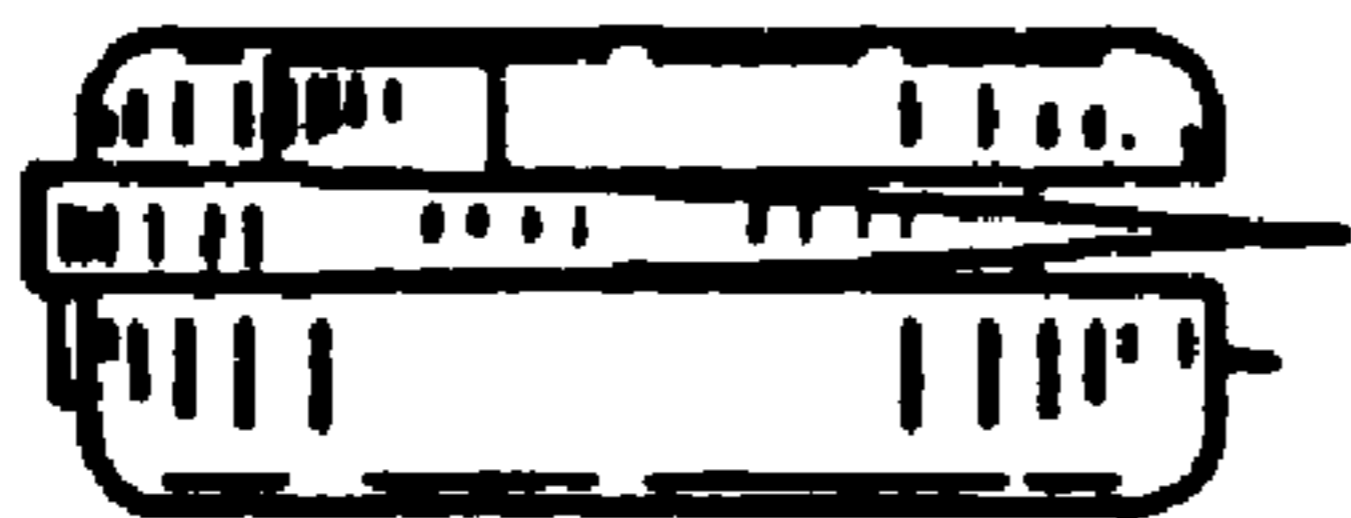


Fig. 6

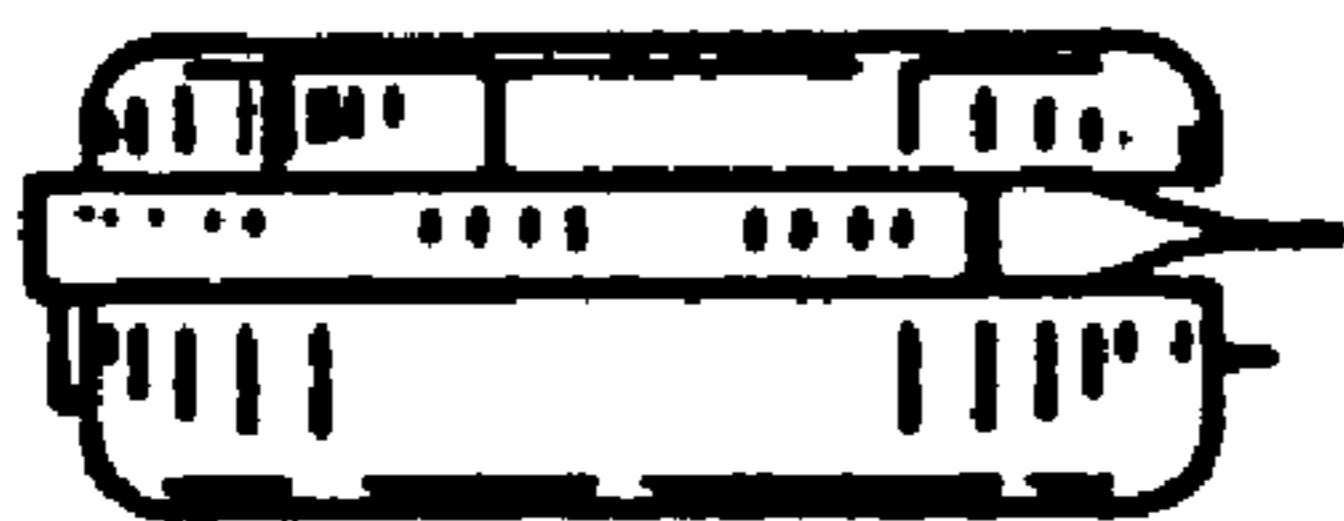


Fig. 5

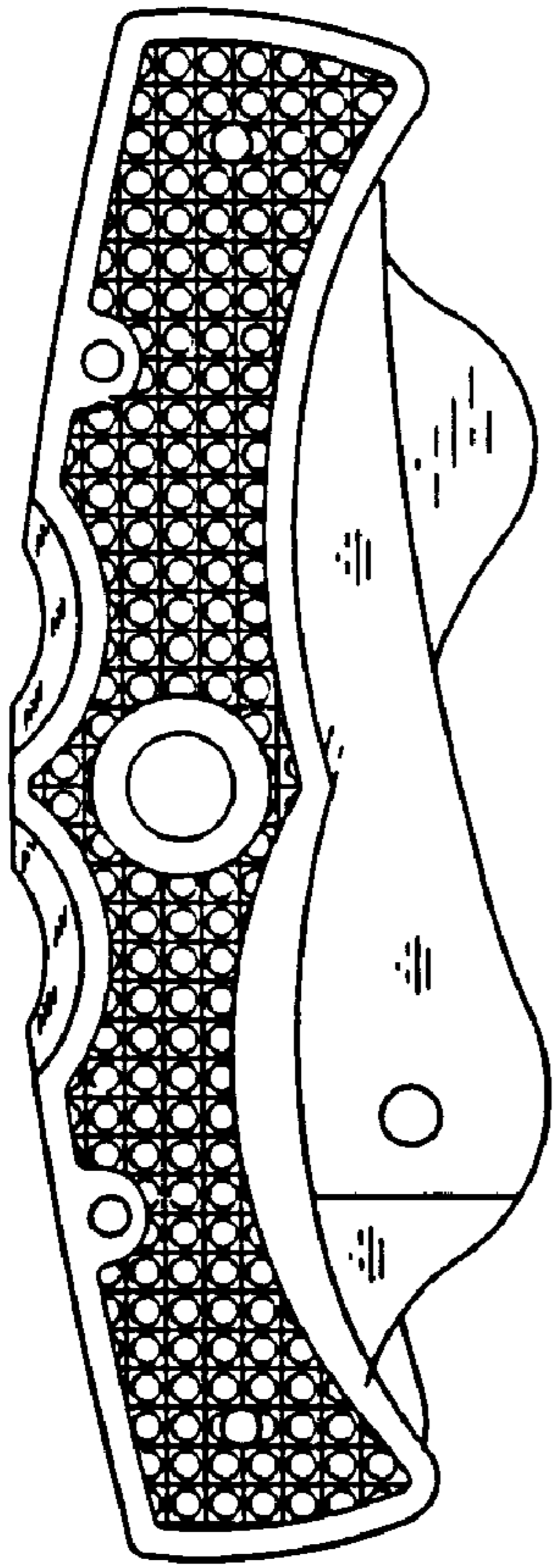


Fig. 7



Fig. 8

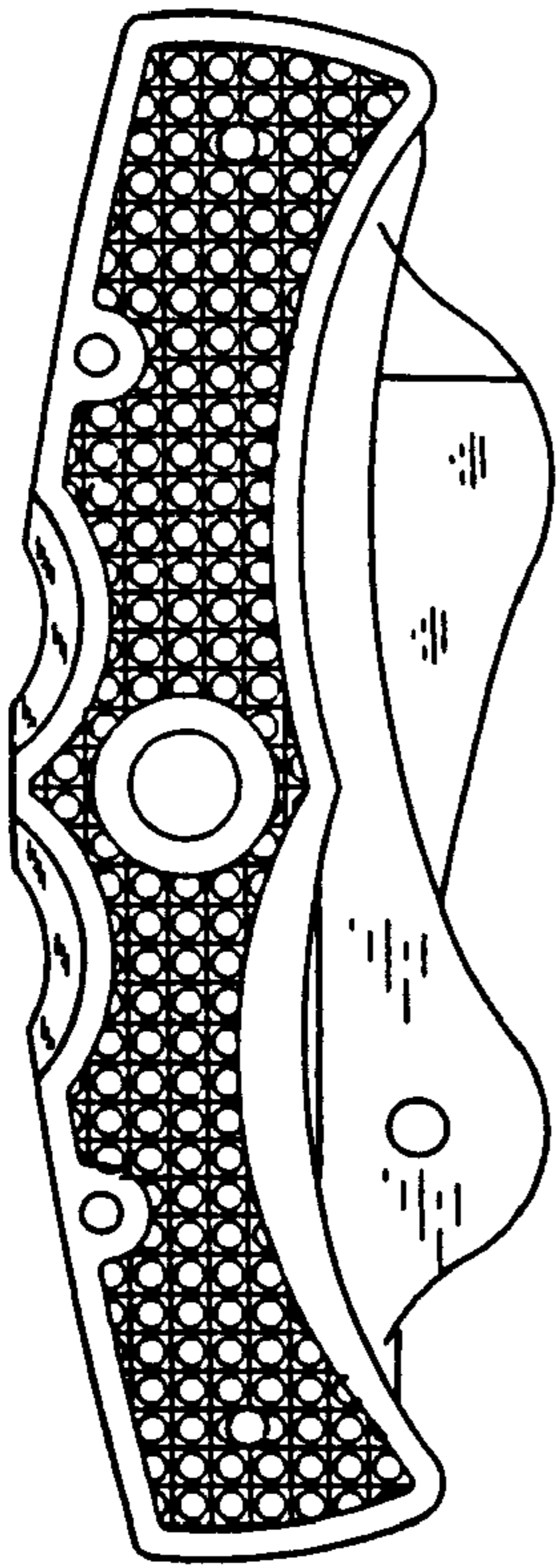


Fig. 9




Fig. 10