



US00D429135S

United States Patent [19]
Ryu

[11] **Patent Number: Des. 429,135**

[45] **Date of Patent: ** Aug. 8, 2000**

[54] **TOOL HANDLE**

[75] **Inventor: Suk-ho Ryu, Seoul, Rep. of Korea**

[73] **Assignee: Wavex Corporation, Toronto, Canada**

[**] **Term: 14 Years**

[21] **Appl. No.: 29/108,784**

[22] **Filed: Jul. 30, 1999**

D. 288,897	3/1987	Kalberer	D8/80
D. 300,111	3/1989	Square	D8/75
D. 302,515	8/1989	Kandel	D8/75
D. 315,483	3/1991	Williamson	D8/78
D. 402,175	12/1998	Sellers	D8/75
479,032	7/1892	Surbaugh .	
1,341,378	5/1920	McKenzie .	
1,401,896	12/1921	Ehrhart .	
2,155,804	4/1939	Rubin .	
3,216,052	11/1965	Hill .	
5,056,381	10/1991	Carmein	81/20

Related U.S. Application Data

[63] Continuation-in-part of application No. 29/096,562, Nov. 13, 1998, and a continuation-in-part of application No. 29/096,561, Nov. 13, 1998, and a continuation-in-part of application No. 29/097,362, Dec. 4, 1998, Pat. No. Des. 419,416, and a continuation-in-part of application No. 29/097,363, Dec. 4, 1998.

[51] **LOC (7) Cl. 08-02**

[52] **U.S. Cl. D8/80; D8/107**

[58] **Field of Search D8/75, 76, 77, D8/78, 79, 80, 81, 107; 16/110 R; 7/143; 81/19, 20, 21, 22, 23, 24, 25**

References Cited

U.S. PATENT DOCUMENTS

D. 139,475	11/1944	Laughlin	D8/80
D. 157,883	3/1950	Maxwell	D8/80
D. 182,076	2/1958	MacMinn	D8/77
D. 182,077	2/1958	MacMinn	D8/77
D. 185,675	7/1959	MacMinn	D8/80

Primary Examiner—Philip S. Hyder

Attorney, Agent, or Firm—Maria Parrish Tungol

[57] **CLAIM**

The ornamental design for a tool handle, as shown and described.

DESCRIPTION

FIG. 1 is a perspective view of a tool handle showing my new design;

FIG. 2 is a top plan view thereof.

FIG. 3 is a bottom plan view thereof.

FIG. 4 is a right side elevational view thereof; and,

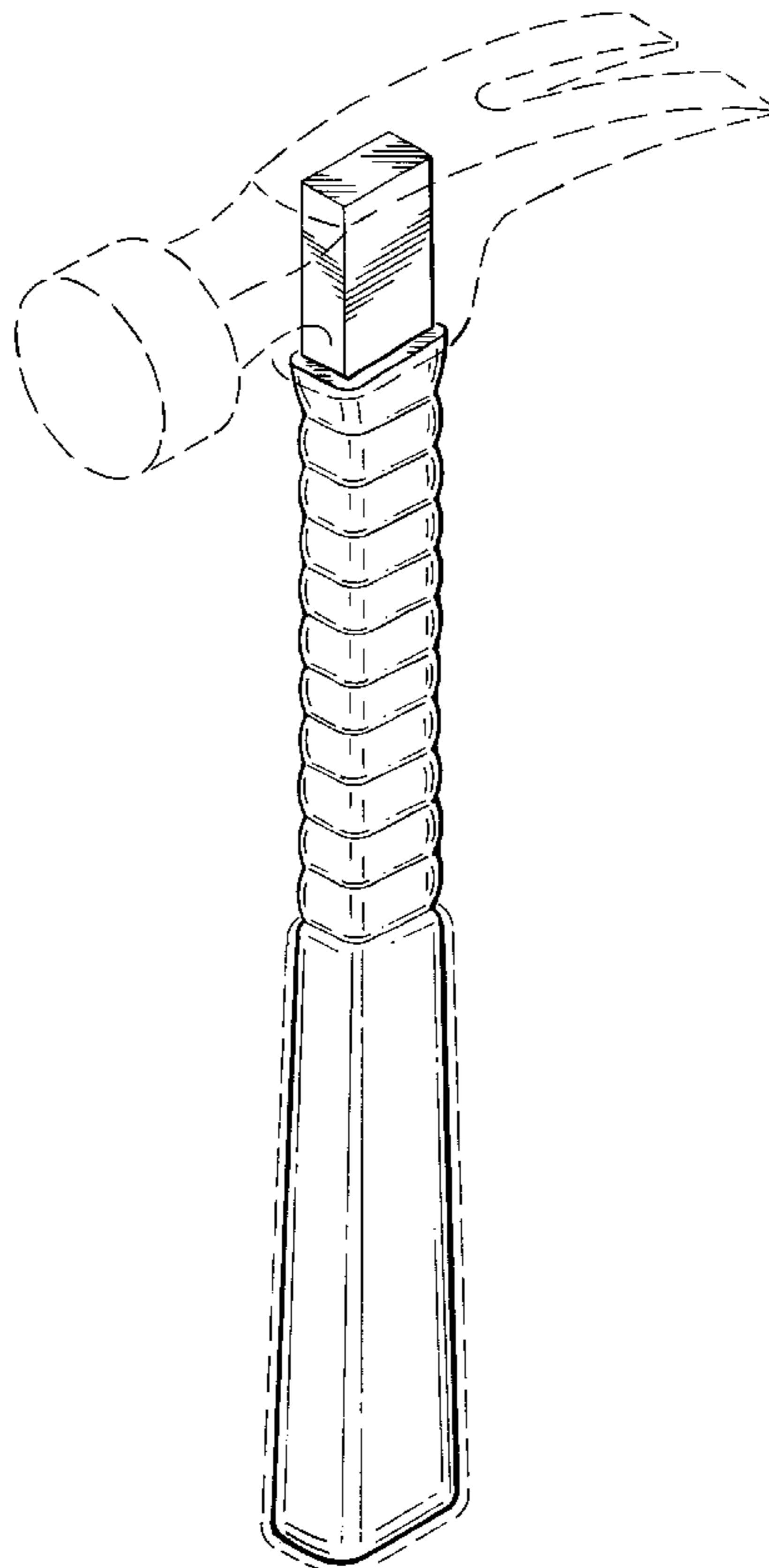
FIG. 5 is a front elevational view thereof;

The left side of the handle is a mirror image of the right side.

The rear of the handle is a mirror image of the front of the handle.

The broken line showing of the hammer head and grip is for illustrative purposes only and forms no part of the claimed design.

1 Claim, 2 Drawing Sheets



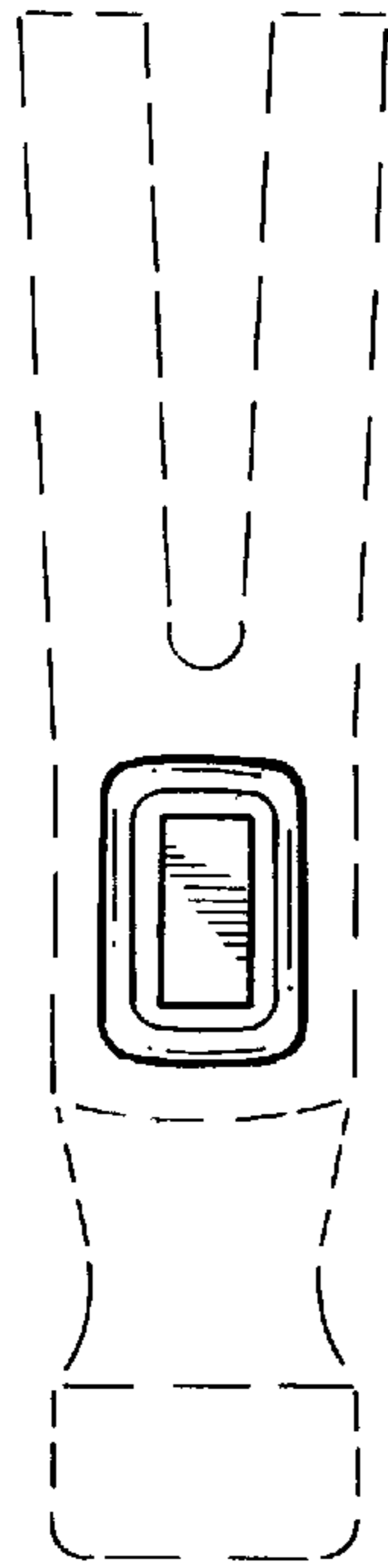


FIG. 2

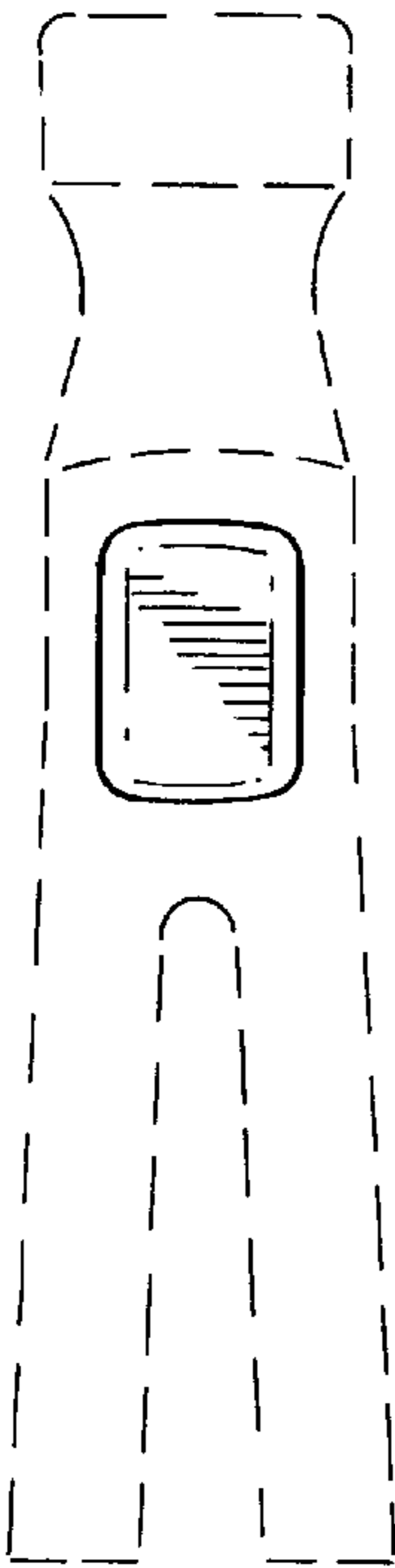


FIG. 3

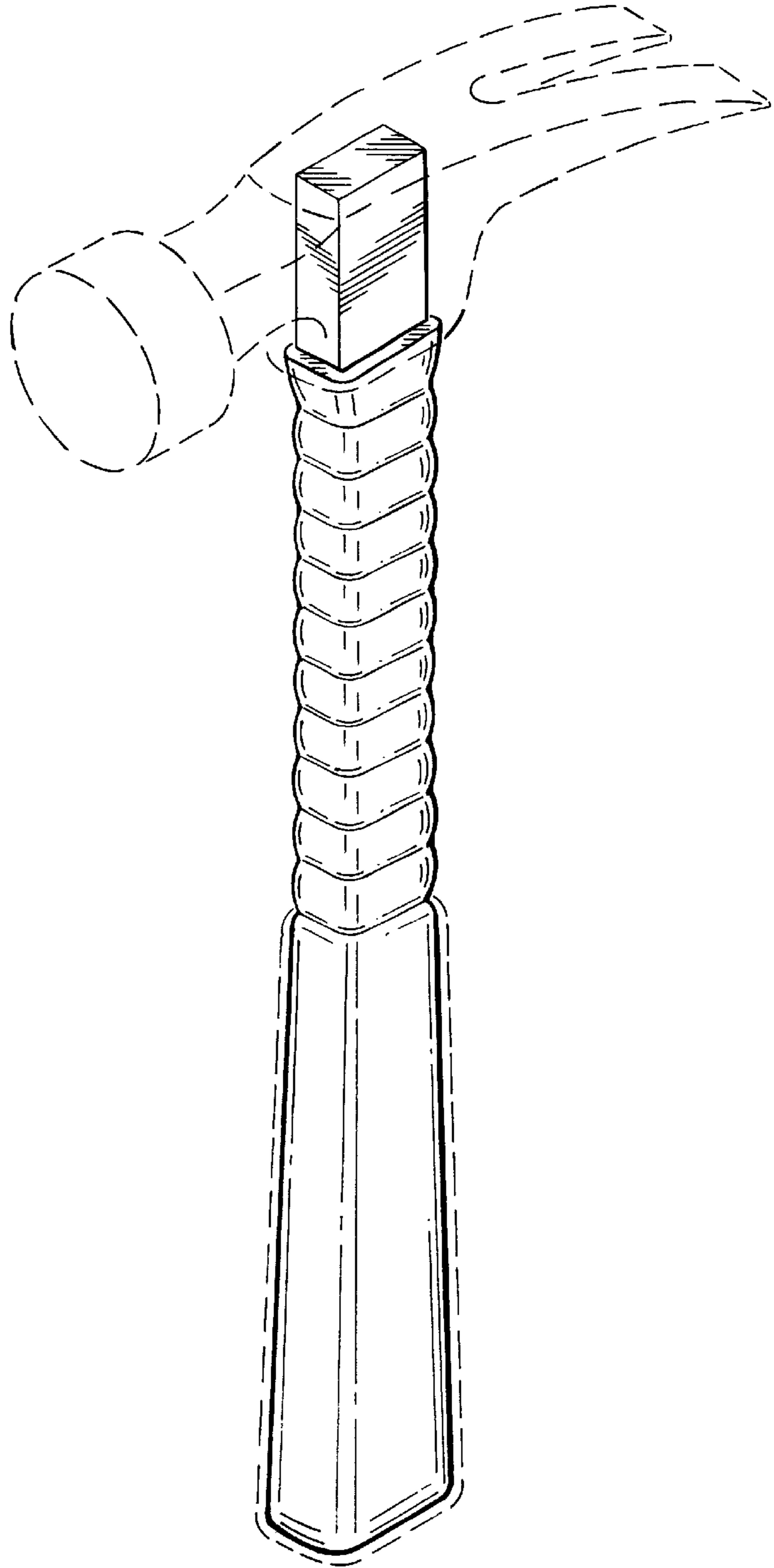


FIG. 1

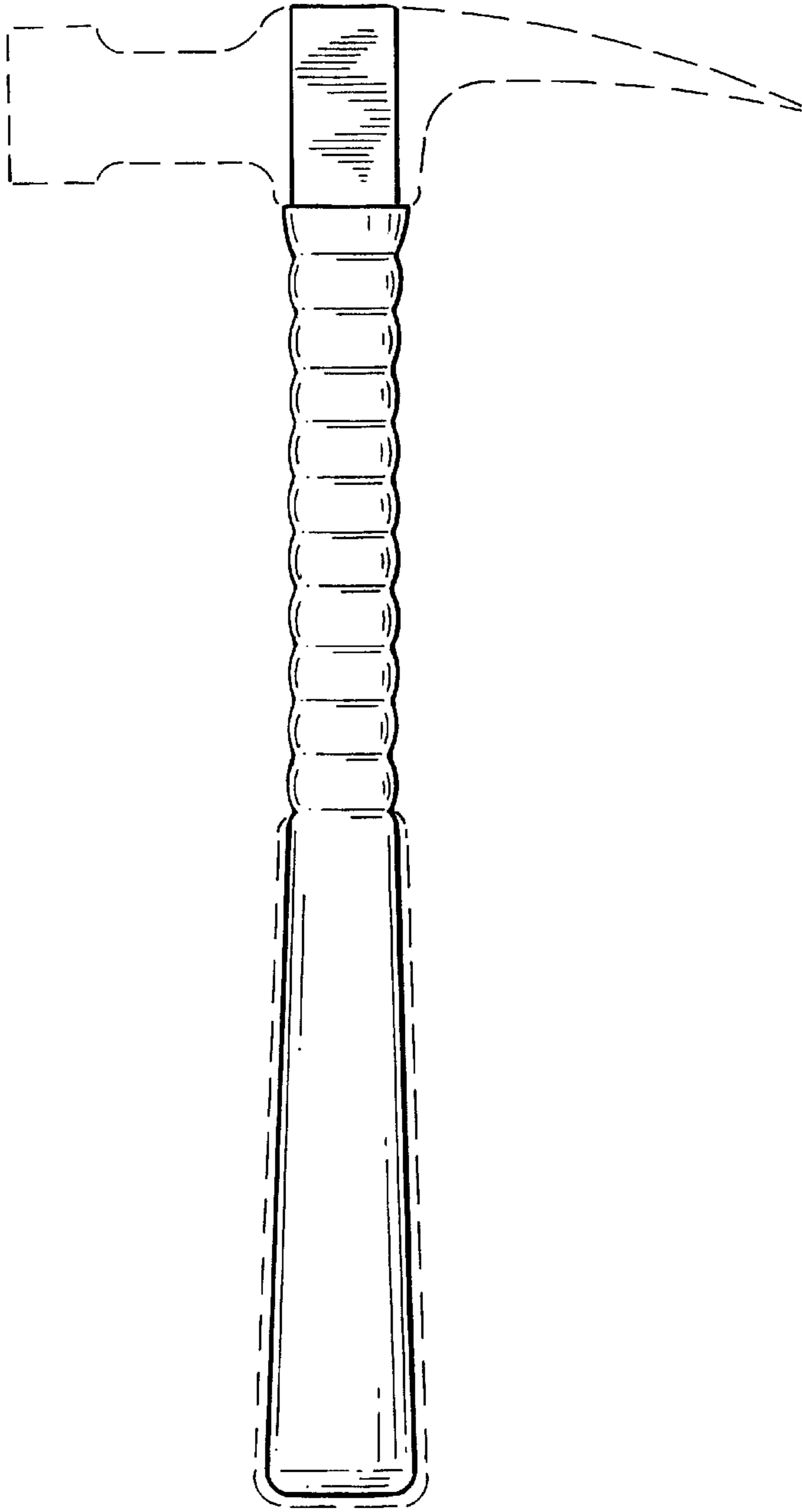


FIG. 4

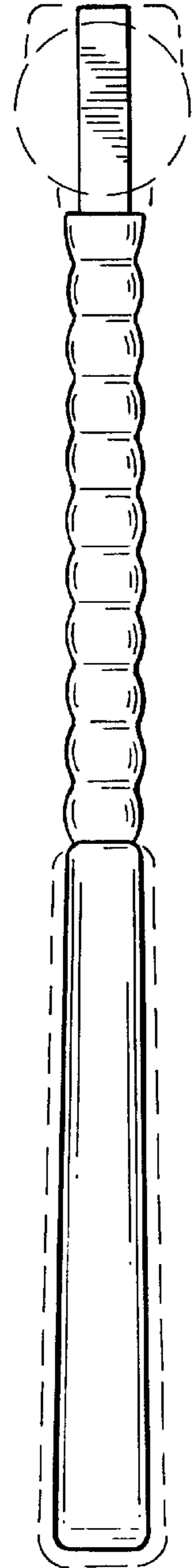


FIG. 5