



US00D429125S

United States Patent [19] Ingleton

[11] **Patent Number: Des. 429,125**

[45] **Date of Patent: ** Aug. 8, 2000**

[54] **PLANT GUARD**

[76] Inventor: **Jarrold Ingleton**, 22 Capella Crescent,
Moorabbin Victoria 3189, Australia

[**] Term: **14 Years**

[21] Appl. No.: **29/108,975**

[22] Filed: **Aug. 6, 1999**

[30] Foreign Application Priority Data

Jul. 10, 1999 [AU] Australia 407/99

[51] **LOC (7) Cl.** **08-01**

[52] **U.S. Cl.** **D8/1**

[58] **Field of Search** D8/1; 47/23, 25,
47/28.1, 46, 47, 32, 30, 26

[56] References Cited

U.S. PATENT DOCUMENTS

D. 298,904 12/1988 Mourich D8/1

D. 368,835 4/1996 Weber D8/1

D. 386,951 12/1997 Burch D8/1
770,467 9/1904 Haggerty 47/23
1,075,255 10/1913 Helm 47/23
4,899,486 2/1990 Hurlstone et al. 47/30

Primary Examiner—Robin V. Taylor

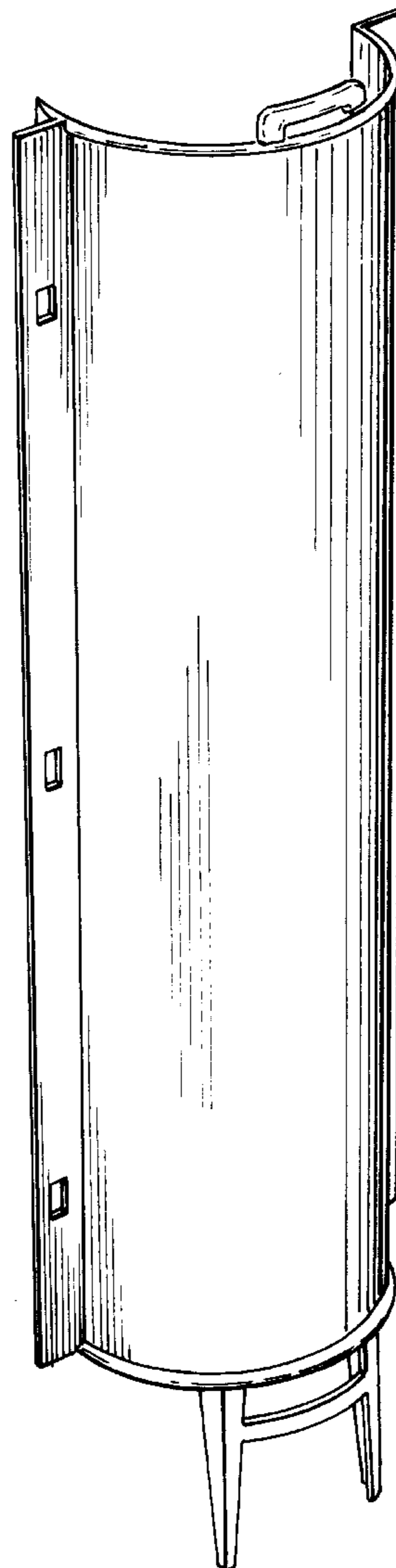
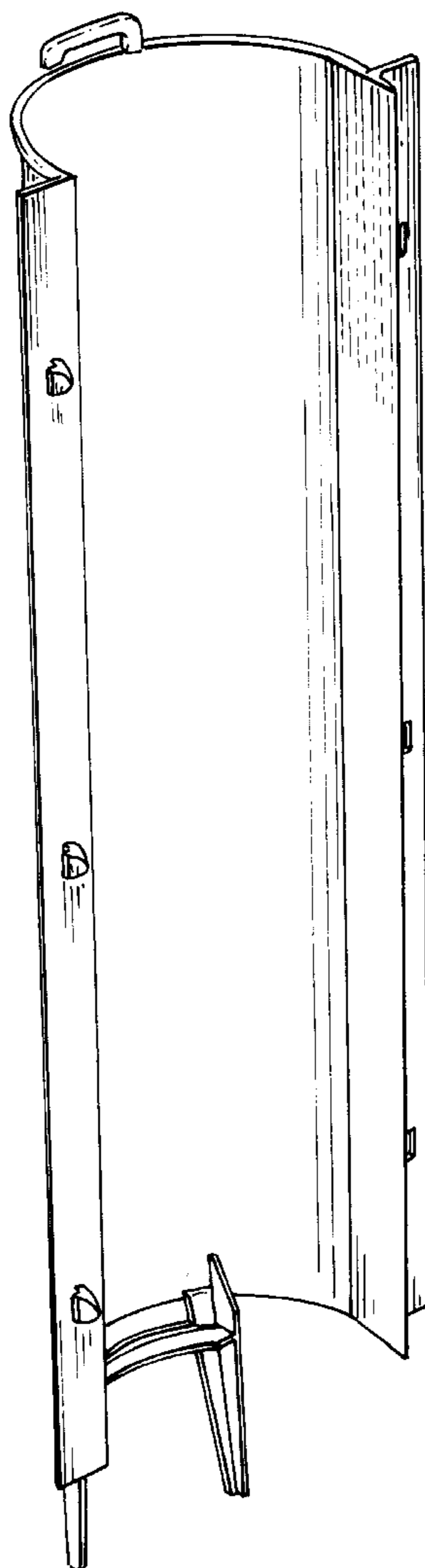
[57] CLAIM

The ornamental design for a plant guard, as shown and described.

DESCRIPTION

FIG. 1 is a rear perspective view of a plant guard showing my new design;
FIG. 2 is a front perspective view thereof;
FIG. 3 is a right side elevational view thereof;
FIG. 4 is a rear elevational view thereof;
FIG. 5 is a left side elevational view thereof;
FIG. 6 is a front view thereof;
FIG. 7 is a top plan view thereof; and,
FIG. 8 is a bottom plan view.

1 Claim, 2 Drawing Sheets



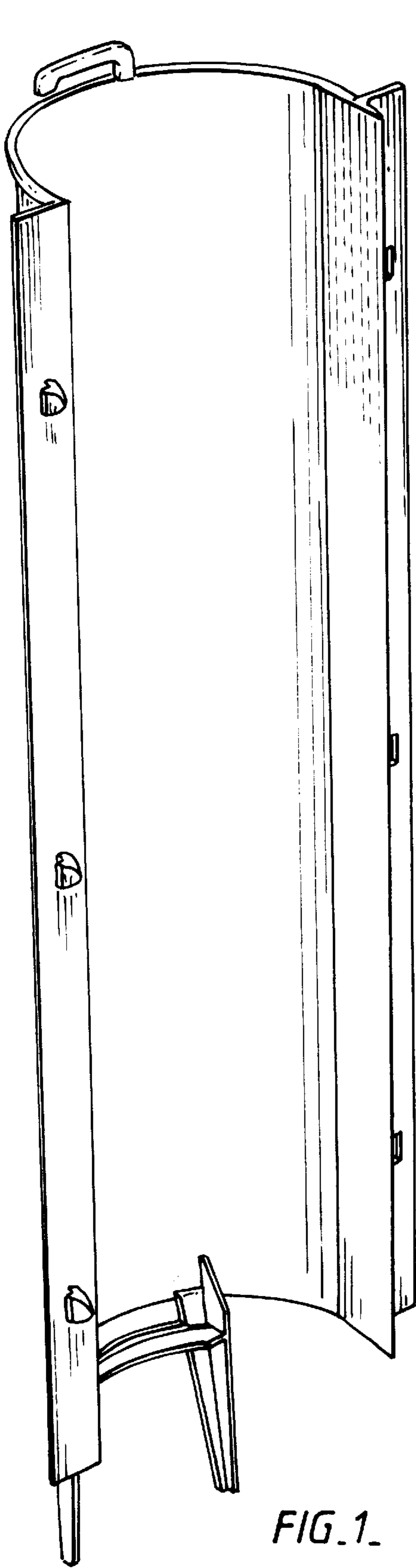


FIG. 1.




FIG. 2.

