



US00D429118S

# United States Patent [19] Hurlbut

[11] Patent Number: **Des. 429,118**

[45] Date of Patent: **\*\* Aug. 8, 2000**

[54] THERMAL BEVERAGE BOTTLE

3,465,905 9/1969 Schottanes ..... 215/6

[75] Inventor: **Gary Hurlbut**, Seattle, Wash.

### OTHER PUBLICATIONS

[73] Assignee: **Pacific Market, Inc.**, Seattle, Wash.

Trudeau, Filter Press, Press 'n Pour, Saturn Rings, Pyramid, Pump Thermal Carafe, catalog, USA.

[\*\*] Term: **14 Years**

*Primary Examiner*—Terry A. Wallace  
*Attorney, Agent, or Firm*—Richardson & Folise

[21] Appl. No.: **29/111,658**

[22] Filed: **Sep. 30, 1999**

### [57] CLAIM

[51] LOC (7) Cl. .... **07-01**

[52] U.S. Cl. .... **D7/608**

[58] Field of Search ..... D7/608; 62/457.1,  
62/457.3, 457.4, 457.7; 215/6, 12.1, 12.2,  
13.1; 220/592.27

The ornamental design for a thermal beverage bottle, as shown and described.

### DESCRIPTION

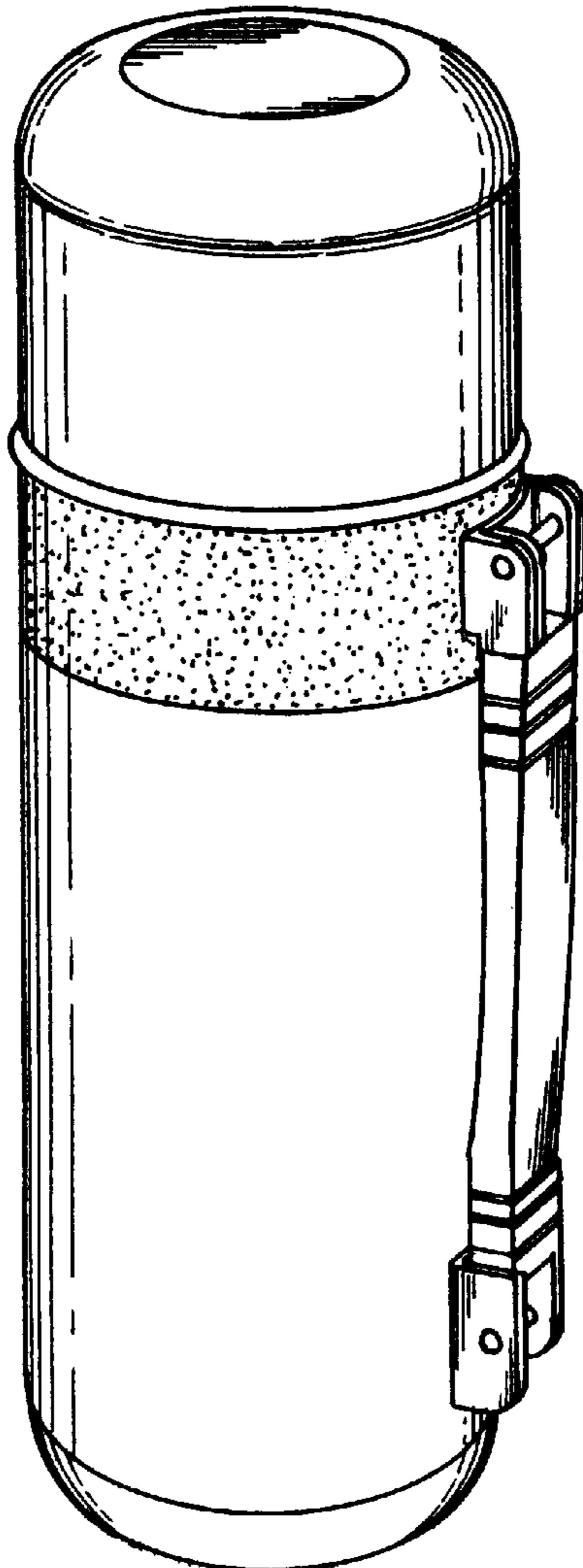
### [56] References Cited

#### U.S. PATENT DOCUMENTS

D. 287,211	12/1986	Weiss	.....	D7/608
D. 306,953	4/1990	Kase et al.	.....	D7/608
D. 316,013	4/1991	Jones	.....	D7/608
D. 377,435	1/1997	Dettmar et al.	.....	D7/605 X

FIG. 1 is a top right isometric view of the design.  
FIG. 2 is a right side elevational view of the design, the left side elevational view being a mirror image thereof.  
FIG. 3 is a rear elevational view of the design.  
FIG. 4 is a front elevational view of the design.  
FIG. 5 is a bottom plan view of the design; and,  
FIG. 6 is a top plan view of the design.

**1 Claim, 2 Drawing Sheets**



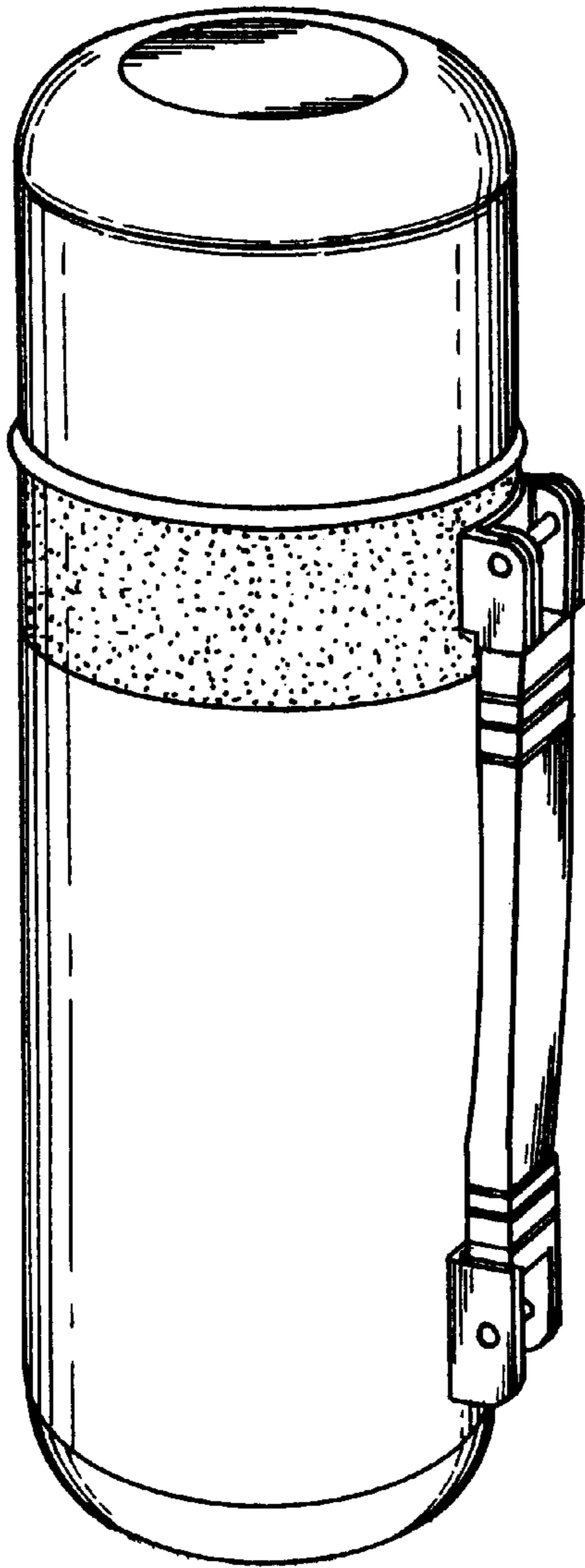


FIG. 1

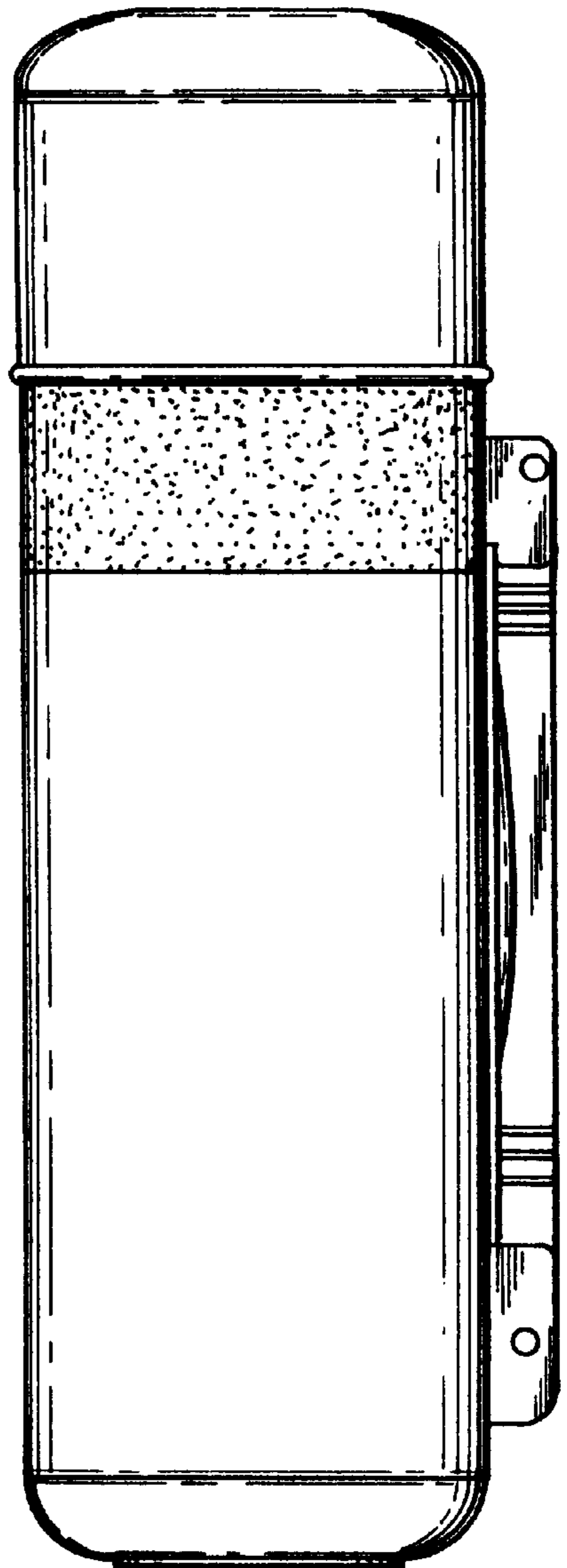


FIG. 2




FIG. 3




FIG. 4




FIG. 5




FIG. 6