



US00D429092S

United States Patent [19]

Walter

[11] Patent Number: **Des. 429,092**

[45] Date of Patent: **** Aug. 8, 2000**

[54] **DISPLAY UNIT**

[75] Inventor: **Herbert Walter**, Müllheim, Germany

[73] Assignee: **Fehlbaum & Co.**, Muttentz, Switzerland

[**] Term: **14 Years**

[21] Appl. No.: **29/109,462**

[22] Filed: **Aug. 16, 1999**

[30] Foreign Application Priority Data

Feb. 17, 1999 [XH] Hague Agreement DM/046-829

[51] **LOC (7) Cl.** **06-04**

[52] **U.S. Cl.** **D6/465**

[58] **Field of Search** D6/396, 405, 409, D6/410, 449, 462, 463, 464, 465, 468, 479; 108/59, 91, 92, 93, 96, 106, 107, 144.11, 147.11; 211/85.4, 99.1, 71.01, 74, 134, 187, 153, 190, 207

[56] References Cited

U.S. PATENT DOCUMENTS

Re. 27,186 10/1971 Ferdinand et al. 108/107 X
Re. 27,200 10/1971 Ferdinand et al. 108/107 X

D. 295,472 5/1988 Remmers D6/465
D. 303,189 9/1989 Mandel D6/465
D. 392,122 3/1998 Peng-Hui D6/465
4,546,887 10/1985 Cohn 211/49.1
5,036,778 8/1991 Briosi 211/187 X
5,695,081 12/1997 Alkalay 211/187

OTHER PUBLICATIONS

Intermetro, Home Furnishings and Storage Source Book flyer, #2, Small Bookcase, Aug. 1995.

Primary Examiner—Cathron B. Matta
Attorney, Agent, or Firm—Selitto & Associates

[57] CLAIM

The ornamental design for a display unit, as shown and described.

DESCRIPTION

FIG. 1 is a photograph of a front perspective view of a display unit showing my new design; FIG. 2 is a front elevational view thereof, the rear view being a mirror image of FIG. 2; and, FIG. 3 is a side elevational view thereof, the other side being a mirror image of FIG. 3.

1 Claim, 3 Drawing Sheets

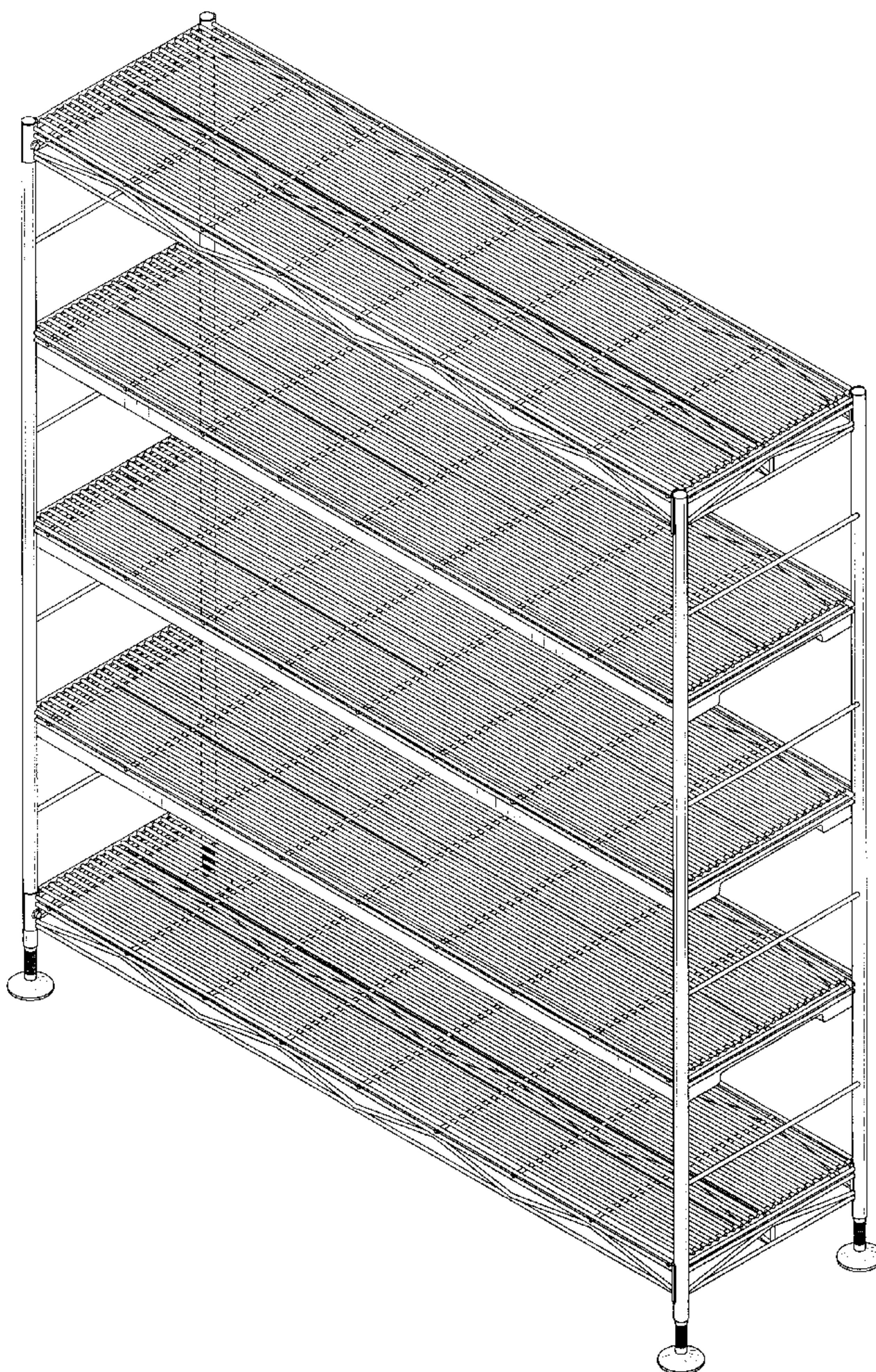


FIG. 1

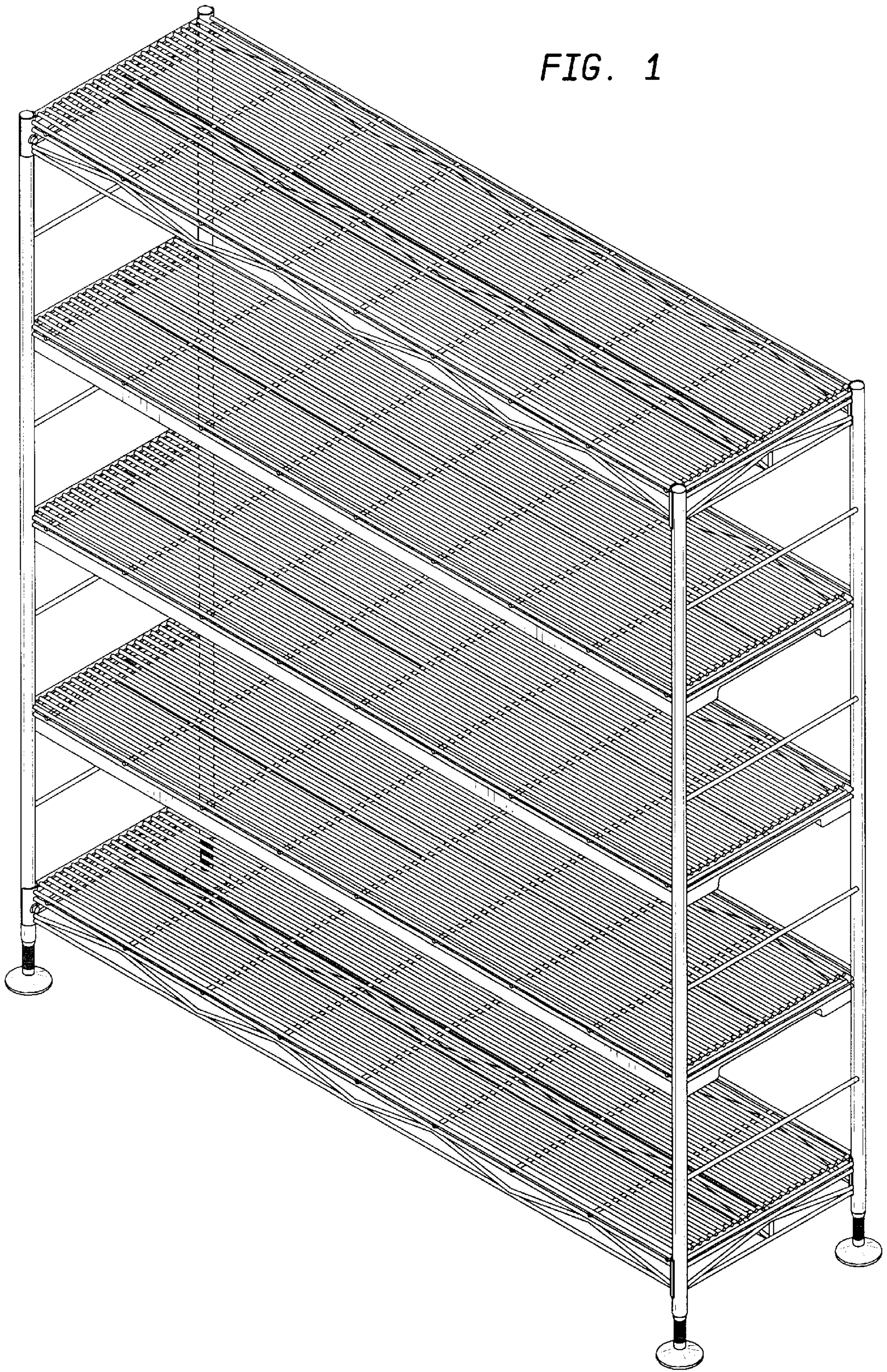


FIG. 2




FIG. 3

