



US00D429082S

United States Patent [19] Desombre

[11] **Patent Number: Des. 429,082**

[45] **Date of Patent: ** *Aug. 8, 2000**

[54] **SOFA**
[75] **Inventor: Thibault Desombre, Montpellier, France**
[73] **Assignee: CINNA, Serrieres de Briord, France**
[*] **Notice: This patent is subject to a terminal disclaimer.**
[**] **Term: 14 Years**

[21] **Appl. No.: 29/107,632**
[22] **Filed: Jul. 9, 1999**
[30] **Foreign Application Priority Data**
Jan. 13, 1999 [XH] Hague Agreement DM/046 953
[51] **LOC (7) Cl. 06-01**
[52] **U.S. Cl. D6/381; D6/367**
[58] **Field of Search D6/334, 335, 336, D6/364, 367, 371, 373, 381, 500, 501, 502; 297/232, 445.1, 284.7, 301.6, 301.7, 353**

[56] **References Cited**
U.S. PATENT DOCUMENTS
D. 170,190 8/1953 Glass D6/381
D. 180,697 7/1957 Peabody D6/381
D. 257,454 10/1980 Nash D6/364
D. 263,770 4/1982 Melchior D6/334
D. 329,543 9/1992 Shields D6/334
D. 342,837 1/1994 Forcolini D6/334
D. 368,177 3/1996 Mourgue D6/381
D. 369,694 5/1996 Natuzzi et al. D6/381

D. 375,845 11/1996 Mourgue D6/334

OTHER PUBLICATIONS

Abitare Identikit, pp. 42 & 43, chair and sofas shown.
Primary Examiner—Gary D. Watson
Attorney, Agent, or Firm—Mathews, Collins, Shepherd & Gould, P.A.

[57] **CLAIM**
The ornamental design for a sofa, as shown and described.

DESCRIPTION

FIG. 1 is a front perspective view of a first embodiment of a sofa, showing my new design;
FIG. 2 is a view similar to FIG. 1, the backrests being in an upright position;
FIG. 3 is a front elevational view thereof;
FIG. 4 is a view similar to FIG. 2, the backrests being in an upright position;
FIG. 5 is a side elevational view thereof, taken from the left of FIG. 3;
FIG. 6 is a rear elevational view thereof;
FIG. 7 is a view similar to FIG. 6, the backrests being in an upright position;
FIG. 8 is a top plan view thereof;
FIG. 9 is a view similar to FIG. 1 but showing a modified embodiment thereof; and,
FIG. 10 is a view similar to FIG. 9, the backrests being in an upright position.
The second embodiment shown in FIGS. 9 and 10 is like the views of the first embodiment shown in FIGS. 1–8 with the sole difference being a matter of length.

1 Claim, 10 Drawing Sheets





FIG. 1




FIG. 2




FIG. 3




FIG. 4




FIG. 5




FIG. 6



FIG. 7






FIG. 9




FIG. 10