



US00D429072S

United States Patent [19] Winge

[11] Patent Number: **Des. 429,072**

[45] Date of Patent: **** Aug. 8, 2000**

[54] **HANDLE FOR A DETAILING BRUSH**

[76] Inventor: **David J. Winge**, 104 Algonquin Rd.,
Clarendon Hills, Ill. 60415

[**] Term: **14 Years**

[21] Appl. No.: **29/099,005**

[22] Filed: **Jan. 11, 1999**

[51] **LOC (7) Cl.** **04-01**

[52] **U.S. Cl.** **D4/132**

[58] **Field of Search** D4/132, 135, 138;
15/143.1, 159.1, 160, 186, 187, 191.1,
192, 193

[56] **References Cited**

U.S. PATENT DOCUMENTS

D. 167,775	9/1952	Schmidt	D4/132
D. 212,668	11/1968	Miller	D4/132
D. 255,845	7/1980	Wood	D4/132
D. 303,323	9/1989	Saunders	.	
D. 324,311	3/1992	Mueller	.	
D. 331,650	12/1992	Newman, Sr.	.	
1,315,194	9/1919	Yamamoto	.	
1,749,733	3/1930	Cave et al.	.	
2,753,579	7/1956	Kussmann	.	
4,704,758	11/1987	Hoffmann	.	
4,809,388	3/1989	Dietrich	.	
4,962,561	10/1990	Hamilton	.	
5,315,730	5/1994	Kim et al.	.	
5,617,605	4/1997	Hoerner et al.	.	

Primary Examiner—Alan P. Douglas
Assistant Examiner—Lavone Tabor
Attorney, Agent, or Firm—Wallenstein & Wagner, Ltd.

[57] **CLAIM**

I claim the ornamental design for a handle for a detailing brush, as shown and described.

DESCRIPTION

FIG. 1 is a perspective side view of a handle for a detailing brush showing my new design;
FIG. 2 is a front view of the handle for a detailing brush, with the back side being a mirror image thereof;
FIG. 3 is a left side view, relative to FIG. 2, of the handle for a detailing brush;
FIG. 4 is a right side view, relative to FIG. 2, of the handle for a detailing brush;
FIG. 5 is a top plan view of the handle for a detailing brush; and,
FIG. 6 is a bottom plan view of the handle for a detailing brush.
The handle is shown broken away to indicated indeterminate length.
The head portion is shown broken away for ease of illustration only.
The broken lines that are shown on the handle in FIGS. 1 and 2 and the broken lines and series of dots showing bristles in FIGS. 1-4 and 6 are for illustrative purposes only and form no part of the claimed design.

1 Claim, 1 Drawing Sheet

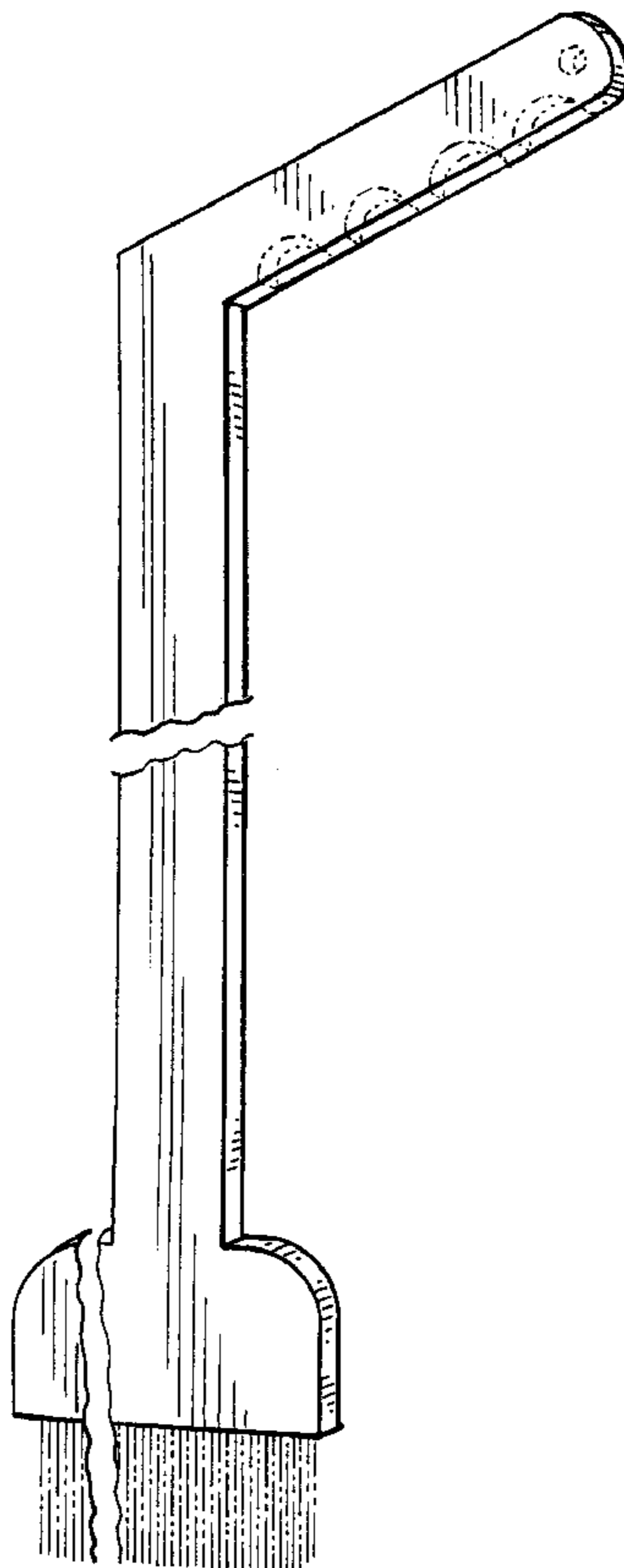


FIG. 1

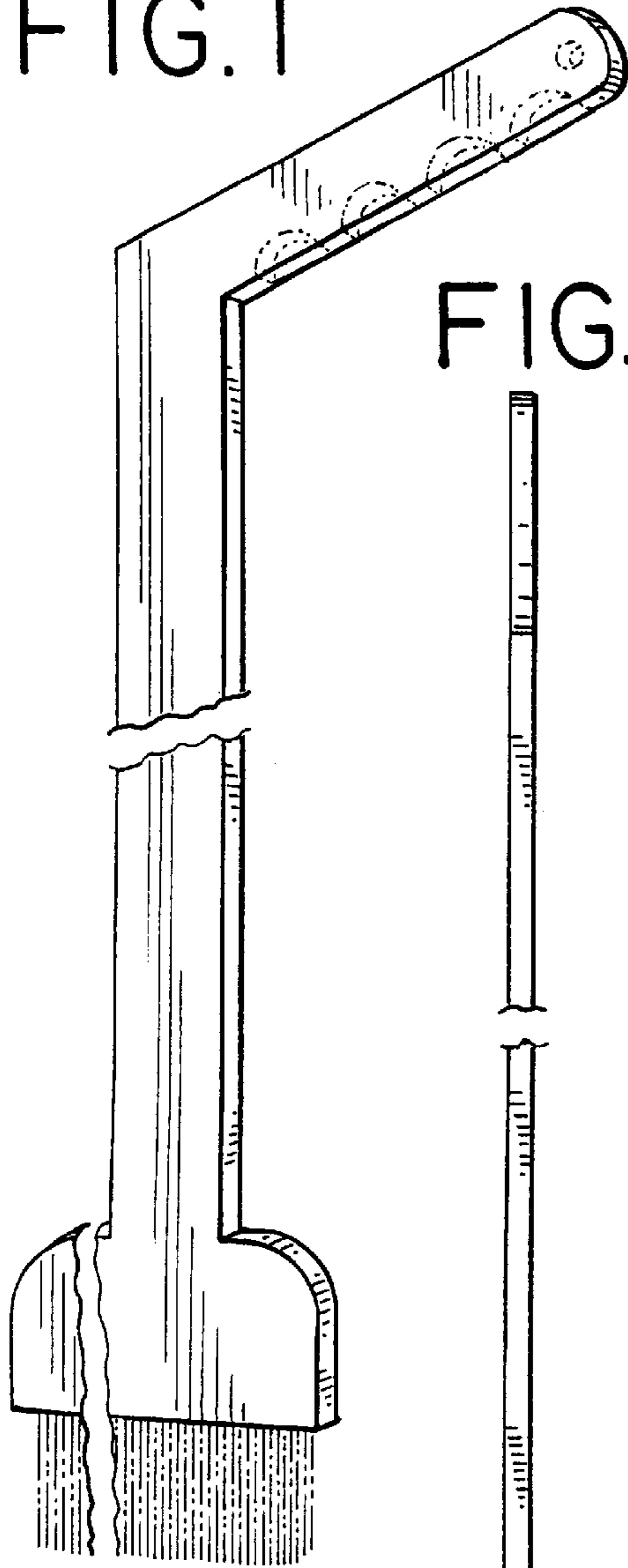


FIG. 3

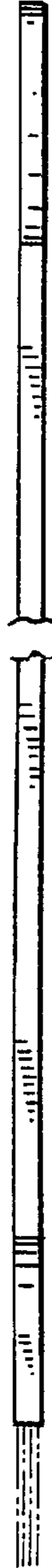


FIG. 2

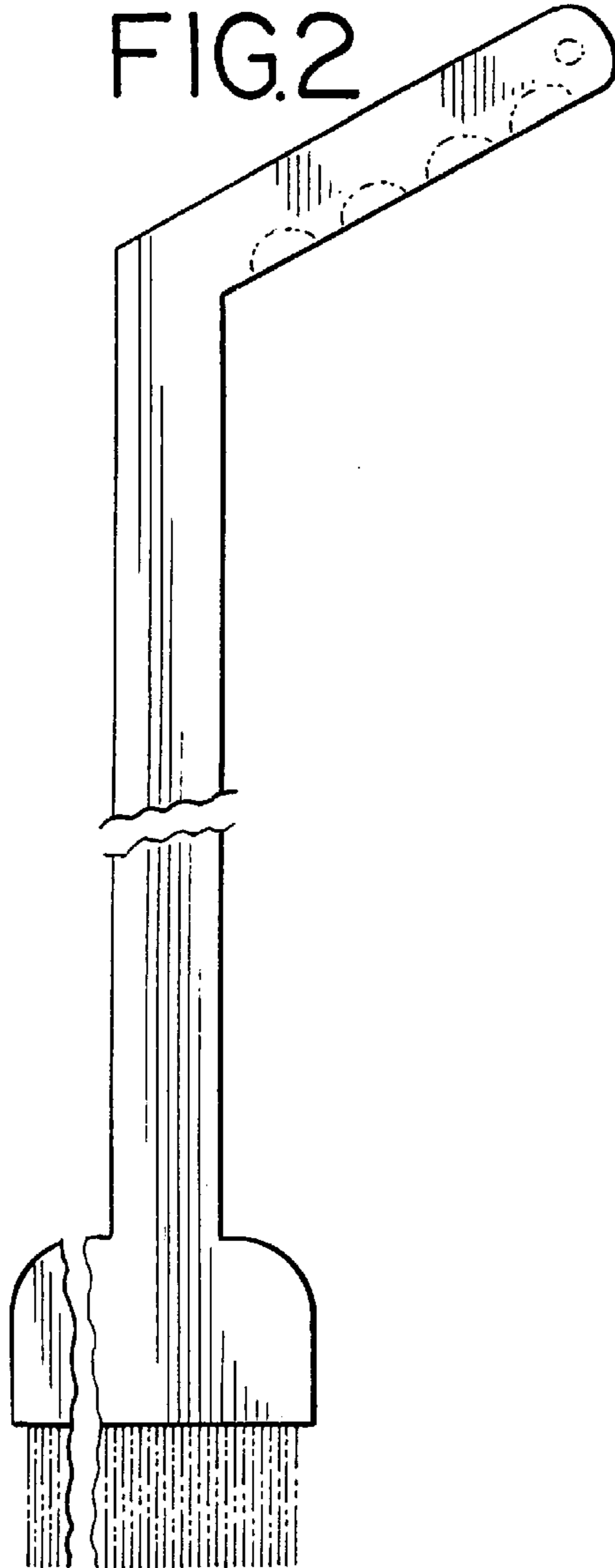


FIG. 4



FIG. 5

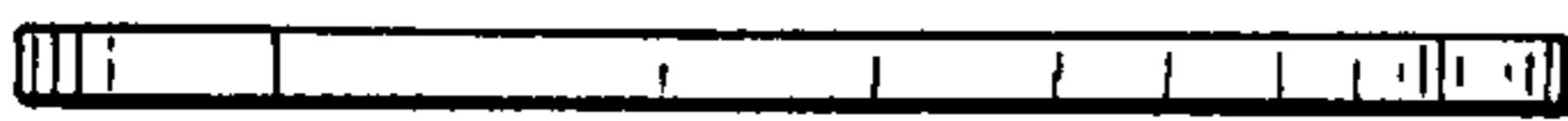


FIG. 6

