



US00D429069S

United States Patent [19] James

[11] Patent Number: **Des. 429,069**

[45] Date of Patent: **** Aug. 8, 2000**

[54] **CARRYING CASE**

[76] Inventor: **Rita J James**, 1714 E. Millcreek Way,
Salt Lake City, Utah 84106

[**] Term: **14 Years**

[21] Appl. No.: **29/109,296**

[22] Filed: **Aug. 12, 1999**

[51] **LOC (7) Cl.** **03-01**

[52] **U.S. Cl.** **D3/285; D3/283; D3/287**

[58] **Field of Search** D3/273, 276, 283,
D3/284, 285, 286, 287, 289, 301; 206/371;
190/110, 100, 111, 112, 113, 114, 115

[56] **References Cited**

U.S. PATENT DOCUMENTS

D. 250,435	11/1978	Cooper	D3/285
D. 260,948	9/1981	Katz et al.	D3/287
D. 270,872	10/1983	Katz et al.	D3/287
D. 273,057	3/1984	Katz et al.	D3/287
D. 292,844	11/1987	Wilhoit	D3/287
D. 302,211	7/1989	Sears	D3/283
D. 330,281	10/1992	Siris	D3/285

D. 345,651	4/1994	Coop	D3/285
D. 355,301	2/1995	Tumulty	D3/276

Primary Examiner—Philip S. Hyder

[57] **CLAIM**

The ornamental design for a carrying case, as shown.

DESCRIPTION

FIG. 1 is a front elevational view of the carrying case of the present invention;

FIG. 2 is a back elevational view of the carrying case of FIG. 1;

FIG. 3 is a left side elevational view of the carrying case of FIG. 1;

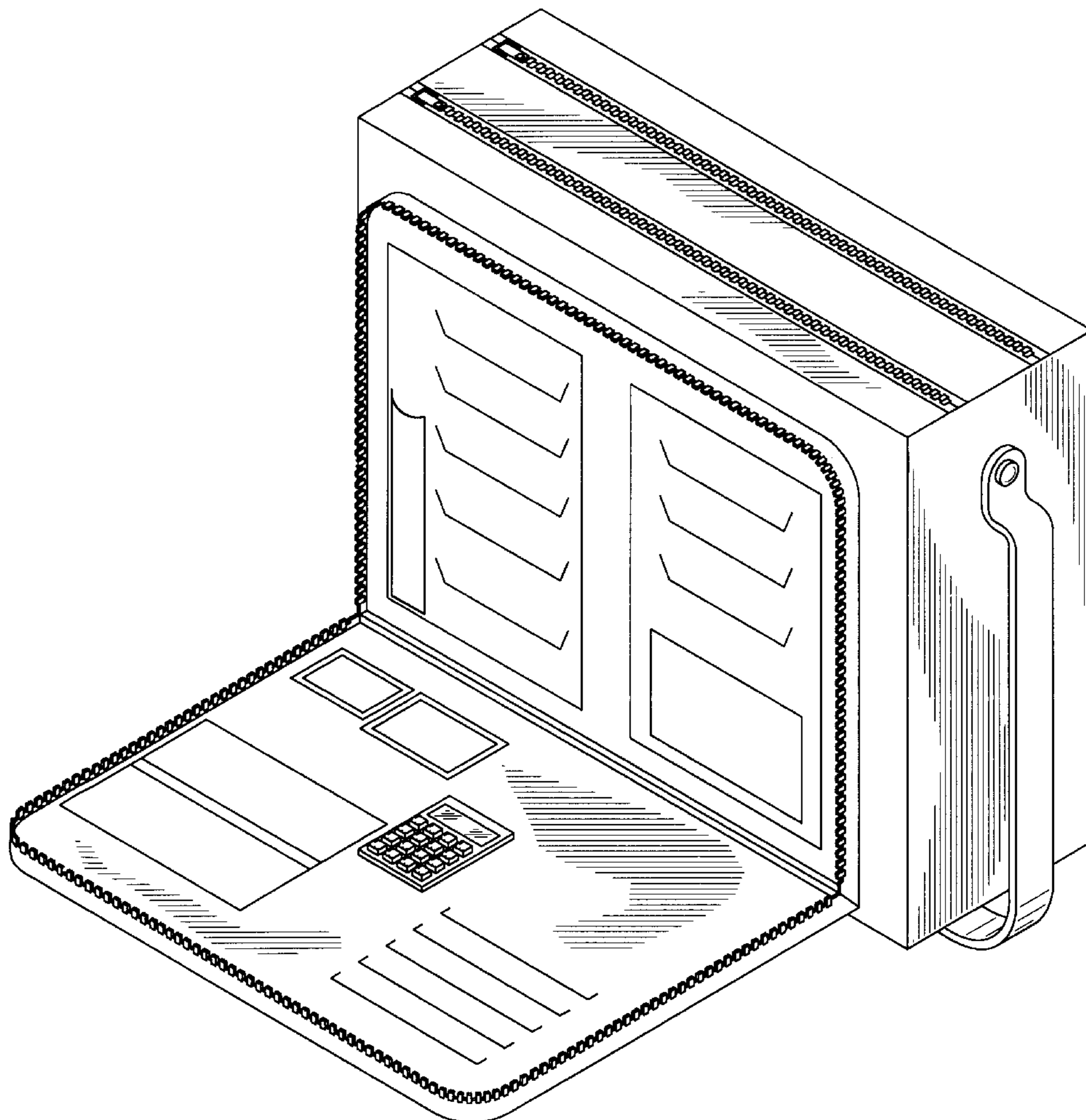
FIG. 4 is a right side elevational view of the carrying case of FIG. 1;

FIG. 5 is a top plan view of the carrying case of FIG. 1;

FIG. 6 is bottom plan view of the carrying case of FIG. 1; and,

FIG. 7 is a top, front, right side perspective view of the carrying case of FIG. 1, wherein the side panel is in an open position.

1 Claim, 4 Drawing Sheets



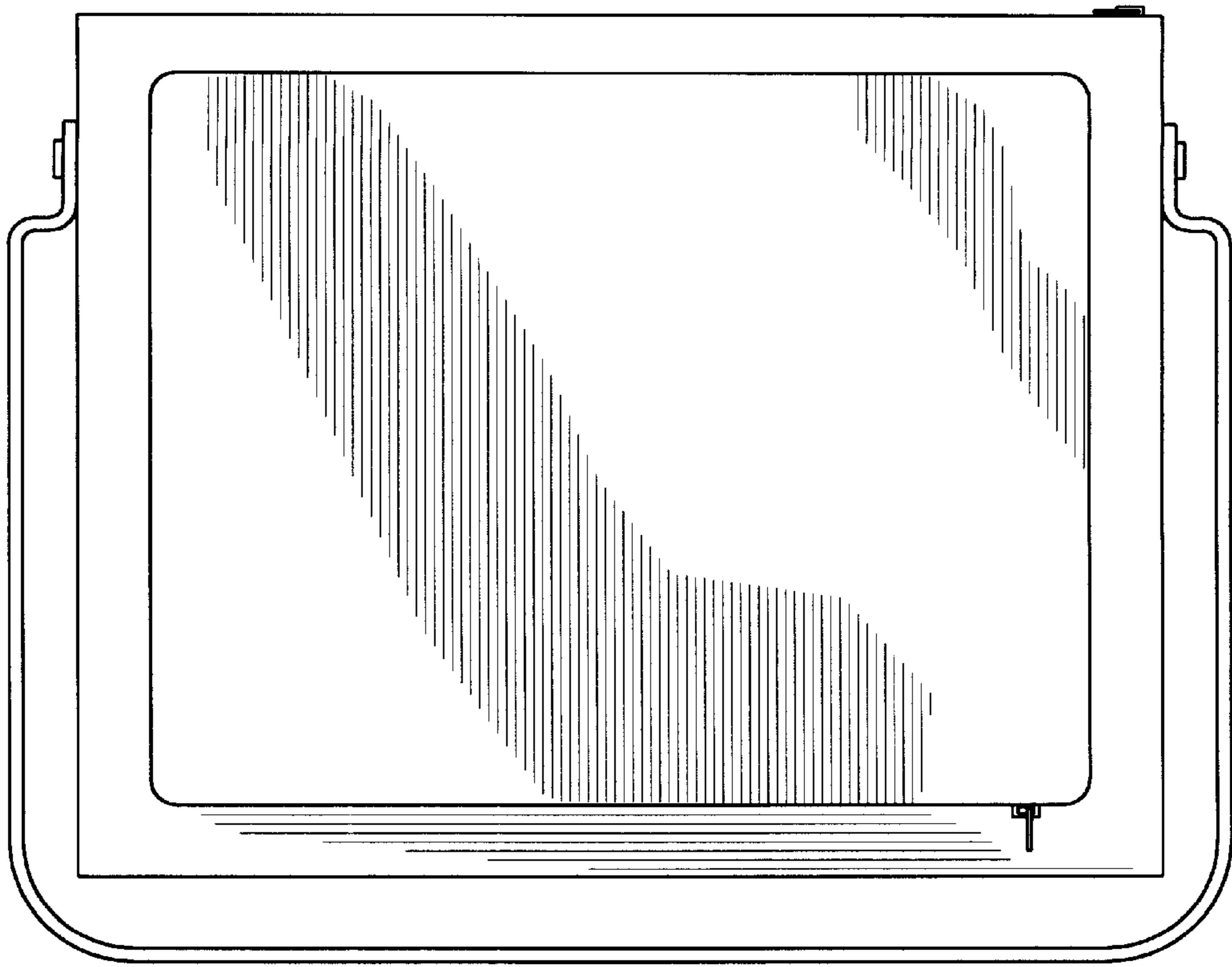


Fig. 1

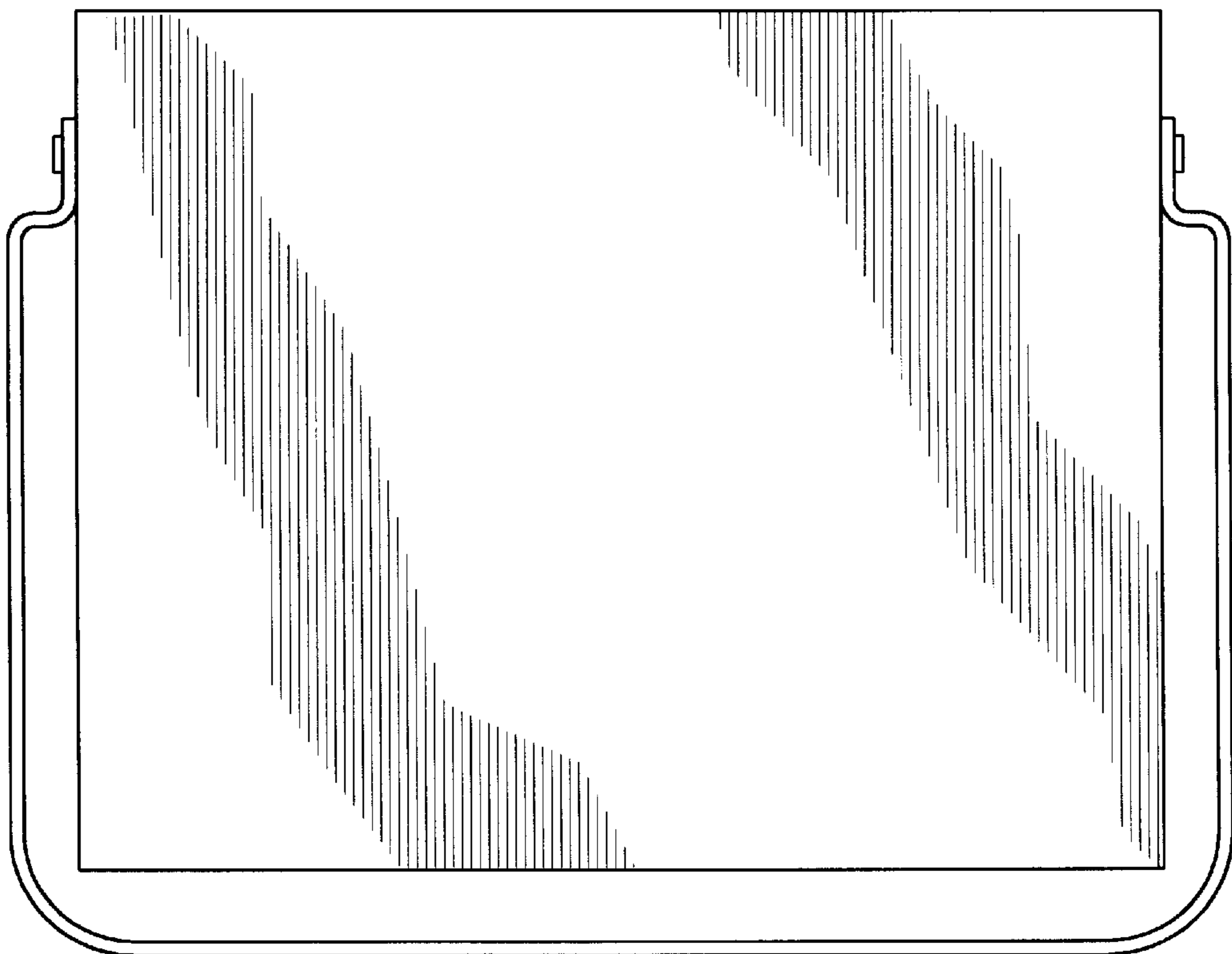


Fig. 2

Fig. 3




Fig. 4




Fig. 5

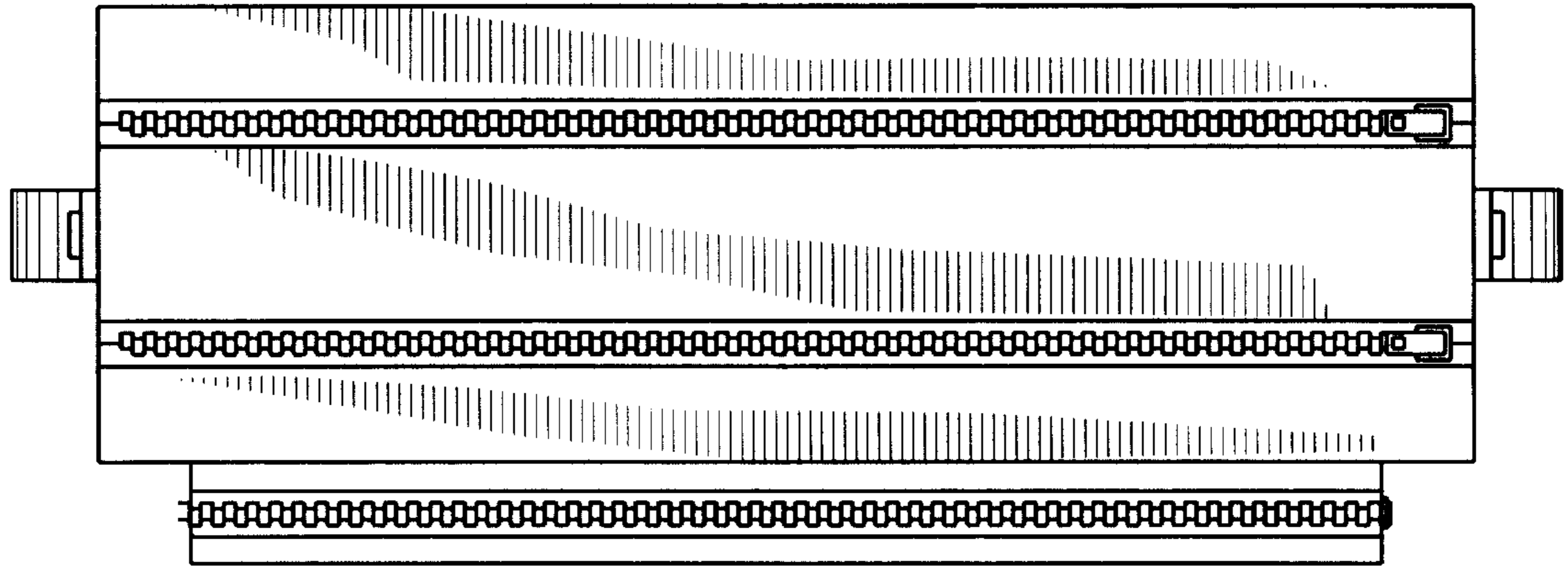


Fig. 6

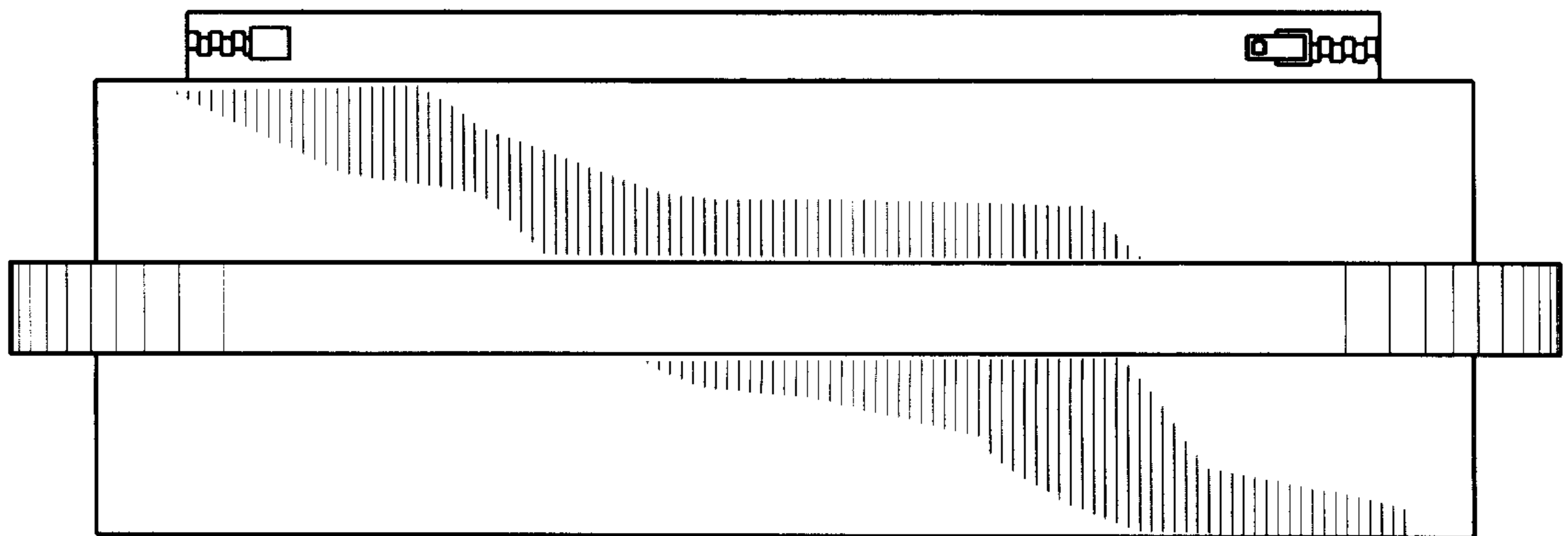


Fig. 7

