



US00D429068S

United States Patent [19]
Kleinsmith

[11] **Patent Number: Des. 429,068**

[45] **Date of Patent: ** Aug. 8, 2000**

[54] **COMBINATION CARD CASE WITH MONEY CLIP AND FABRIC INSERT**

[76] Inventor: **Mark John Kleinsmith**, 12830 Paradise Village Pkwy., Suite 2090, Phoenix, Ariz. 85032

[**] Term: **14 Years**

[21] Appl. No.: **29/103,375**

[22] Filed: **Apr. 14, 1999**

Related U.S. Application Data

[62] Division of application No. 29/070,109, Apr. 30, 1997.

[51] **LOC (7) Cl.** **03-01**

[52] **U.S. Cl.** **D3/249; D3/247**

[58] **Field of Search** D3/247, 249, 250, D3/251, 253; 150/134, 137, 224

[56] **References Cited**

U.S. PATENT DOCUMENTS

- D. 158,860 6/1950 Jardine D3/247 X
- D. 312,533 12/1990 Rolfs D3/250

- D. 385,417 10/1997 White et al. D3/247 X
- 2,655,705 10/1953 Hatfield 150/137
- 3,273,619 9/1966 Azevedo 150/134
- 4,784,199 11/1988 Wise 150/134
- 4,903,745 2/1990 Roman 150/134
- 5,103,884 4/1992 Roman 150/134
- 5,653,276 8/1997 Niernberger 150/137

Primary Examiner—Louis S. Zarfaz
Assistant Examiner—Monica A. Weingart


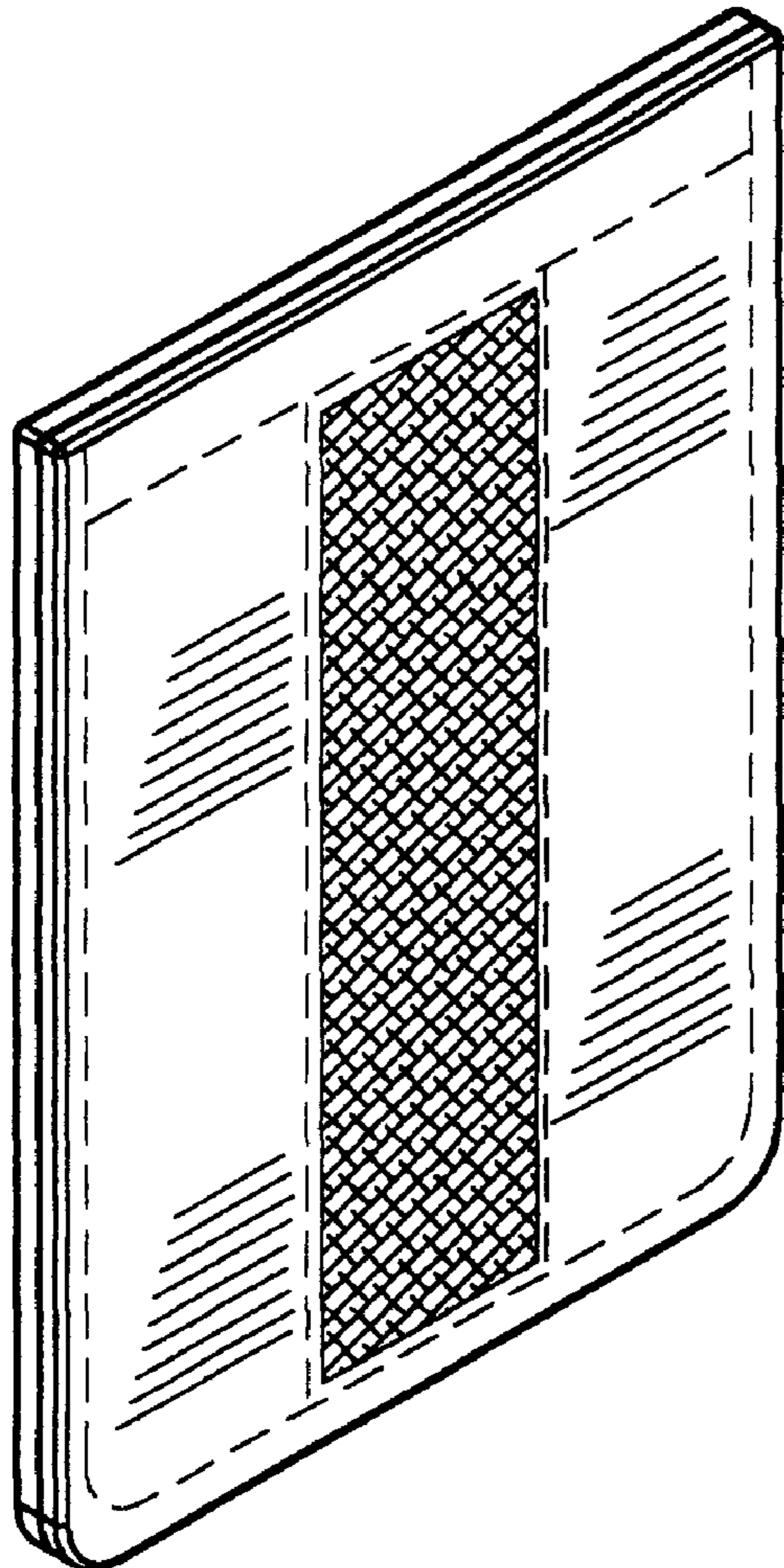
[57] **CLAIM**

I claim the ornamental design for a combination card case with money clip and fabric insert, as shown.

DESCRIPTION

FIG. 1 is a front perspective view of the combination card case with money clip and fabric insert showing my new design;
FIG. 2 is a rear perspective view thereof;
FIG. 3 is a top plan view thereof;
FIG. 4 is a rear elevational view thereof;
FIG. 5 is a left side elevational view, the right side being a mirror image thereof; and,
FIG. 6 is a front elevational view thereof.

1 Claim, 1 Drawing Sheet



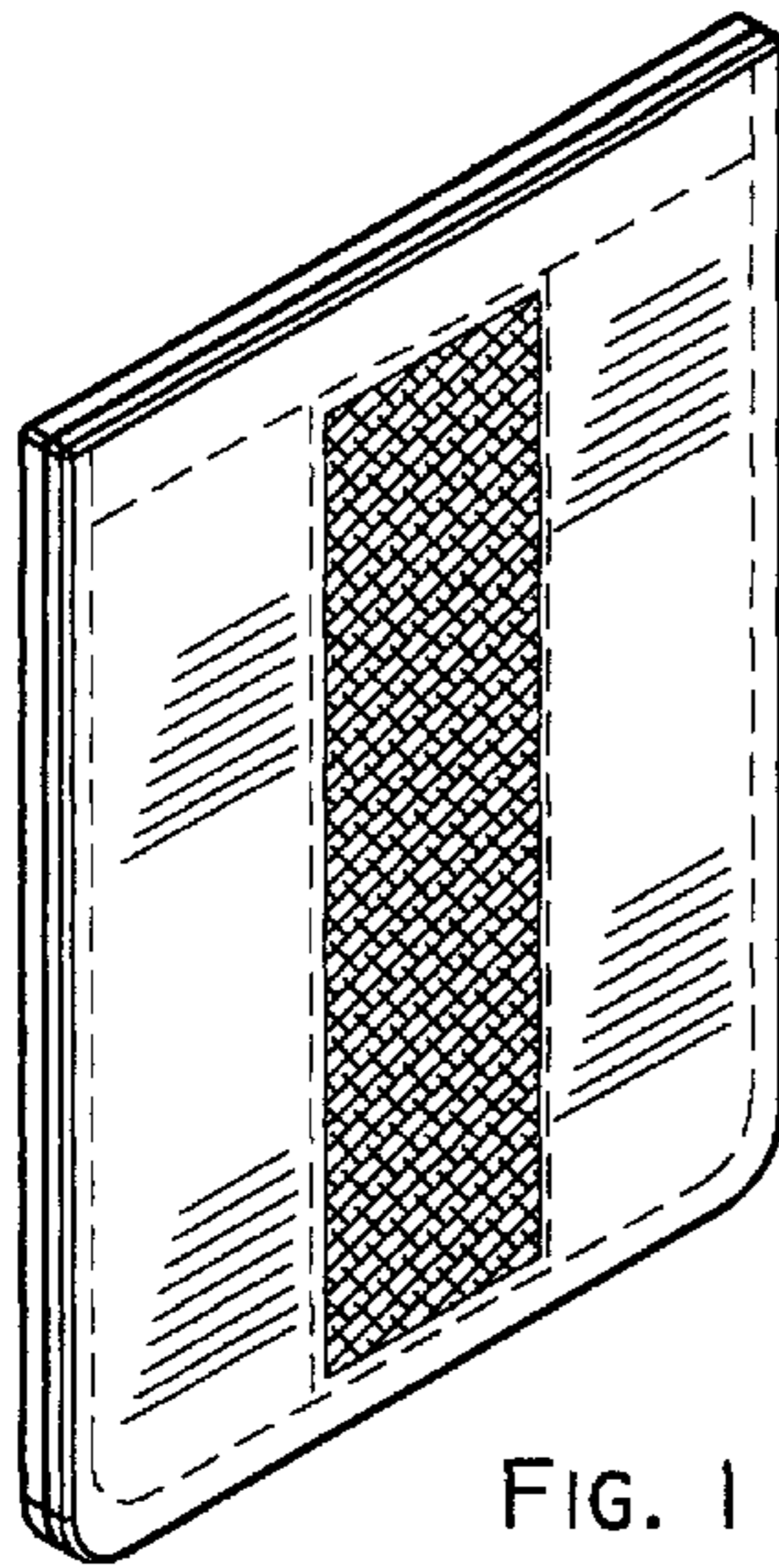


FIG. 1




FIG. 2




FIG. 3




FIG. 4



FIG. 5

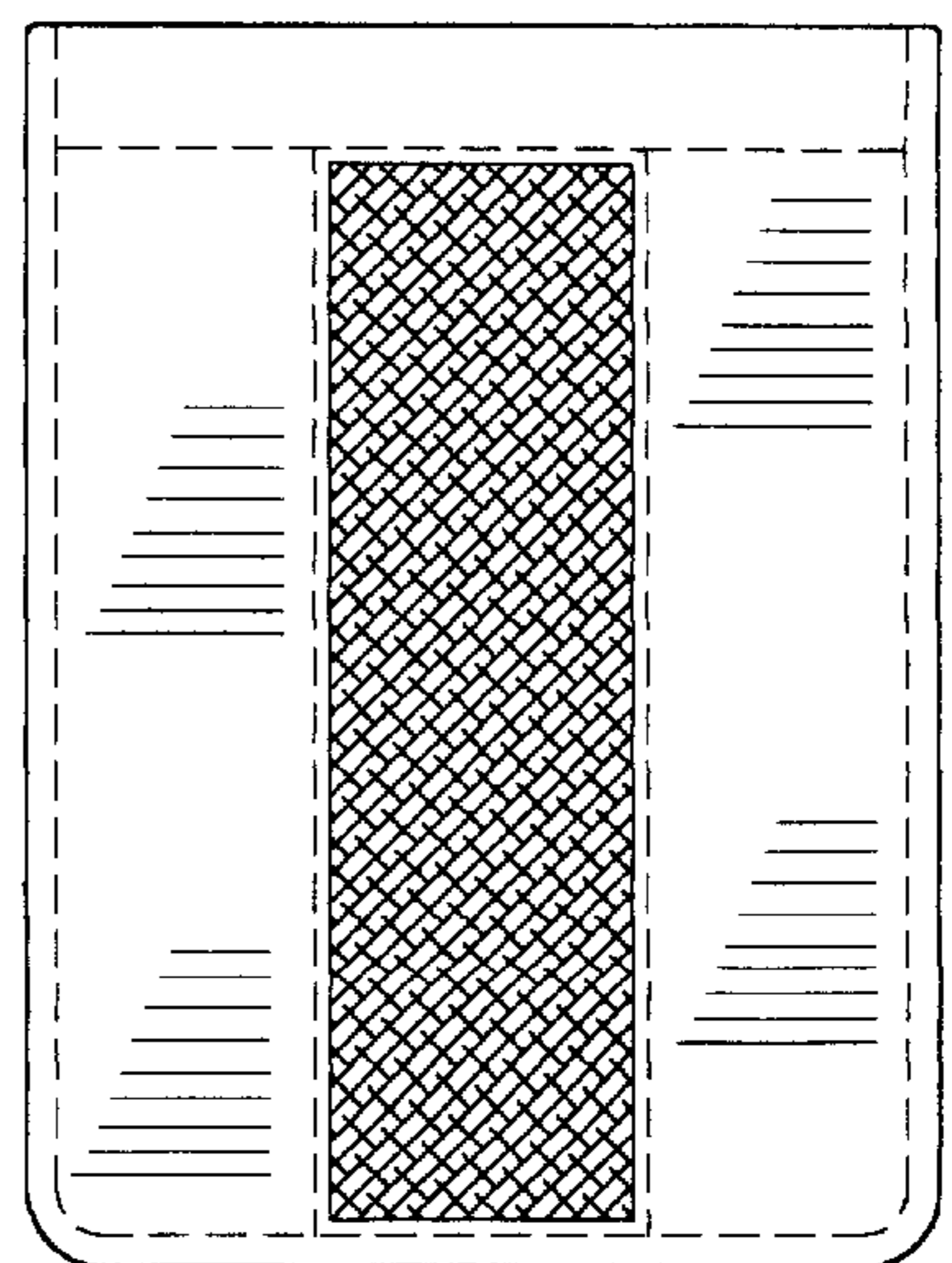


FIG. 6