



US00D429067S

United States Patent [19] Kleinsmith

[11] **Patent Number: Des. 429,067**

[45] **Date of Patent: ** Aug. 8, 2000**

[54] **COMBINATION CARD CASE AND MONEY CLIP**

[76] Inventor: **Mark John Kleinsmith**, 12830 Paradise Village Pkwy., #2088, Phoenix, Ariz. 85032

[**] Term: **14 Years**

[21] Appl. No.: **29/070,109**

[22] Filed: **Apr. 30, 1997**

[51] **LOC (7) Cl.** **03-01**

[52] **U.S. Cl.** **D3/249; D3/247**

[58] **Field of Search** D3/247, 249, 250, D3/251, 253; 150/134, 137, 224

[56] **References Cited**

U.S. PATENT DOCUMENTS

D. 158,860	6/1950	Jardine	D3/247 X
D. 312,533	12/1990	Rolfs	D3/250
D. 385,417	10/1997	White et al.	D3/247 X
2,655,705	10/1953	Hatfield	150/137

3,273,619	9/1966	Azevedo	150/134
4,784,199	11/1988	Wise	150/134
4,903,745	2/1990	Roman	150/134
5,103,884	4/1992	Roman	150/134
5,653,276	8/1997	Niernberger	150/137

Primary Examiner—Louis S. Zarfes
Assistant Examiner—Monica A. Weingart



[57] **CLAIM**

The ornamental design for a combination card case and money clip, as shown.

DESCRIPTION

FIG. 1 is a front perspective view of the combination card case and money clip showing my new design; FIG. 2 is a rear perspective view thereof; FIG. 3 is a top plan view thereof; FIG. 4 is a rear elevational view thereof; FIG. 5 is a left side elevational view, the right side being a mirror image thereof; and, FIG. 6 is a front elevational view thereof.

1 Claim, 1 Drawing Sheet






FIG. 1




FIG. 2




FIG. 3

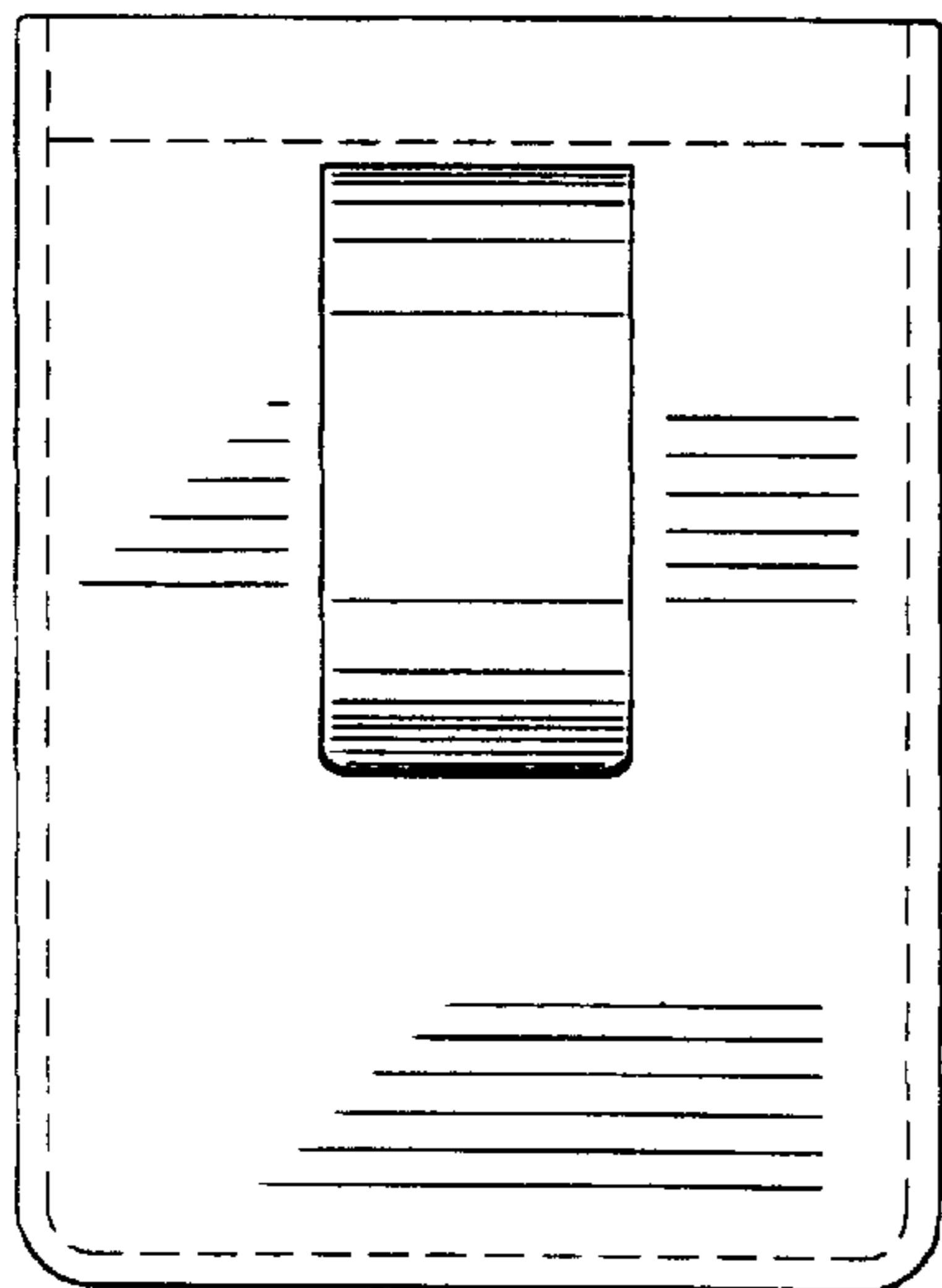


FIG. 4



FIG. 5




FIG. 6