



US00D429063S

United States Patent [19] Rose

[11] **Patent Number: Des. 429,063**

[45] **Date of Patent: ** Aug. 8, 2000**

[54] **INSOLE FOR FOOTWEAR**

[76] Inventor: **Taryn T. Rose**, 3156 Barkentine Rd.,
Rancho Palos Verdes, Calif. 90075

[**] Term: **14 Years**

[21] Appl. No.: **29/112,872**

[22] Filed: **Oct. 25, 1999**

[51] **LOC (7) Cl. 02-04**

[52] **U.S. Cl. D2/961**

[58] **Field of Search D2/961, 947, 125-145;**
36/43, 44, 28, 25.2

[56] **References Cited**

U.S. PATENT DOCUMENTS

D. 188,932	10/1960	Cleghorne	D2/961
D. 263,644	4/1982	Vinnecour et al.	D2/961
D. 329,129	9/1992	Brown	D2/961
2,086,999	7/1937	Hack et al.	36/43
4,876,805	10/1989	Peoples	36/43

Primary Examiner—Louis S. Zarfes
Assistant Examiner—G Andoll
Attorney, Agent, or Firm—Skjerven, Morrill, MacPherson,
Franklin & Friel LLP; Don C. Lawrence

[57] **CLAIM**

The ornamental design for an insole for footwear substantially, as shown and described.

DESCRIPTION

FIG. 1 is a perspective view of an insole for footwear showing my new design;
FIG. 2 is a top plan view thereof;
FIG. 3 is a distal side elevational view thereof;
FIG. 4 is a medial side elevational view thereof;
FIG. 5 is a front elevational view thereof; and,
FIG. 6 is a rear elevational view thereof.

The dotted line portions of a sandal shown in FIG. 1 are for environmental purposes and do not form part of the claimed design.

1 Claim, 3 Drawing Sheets



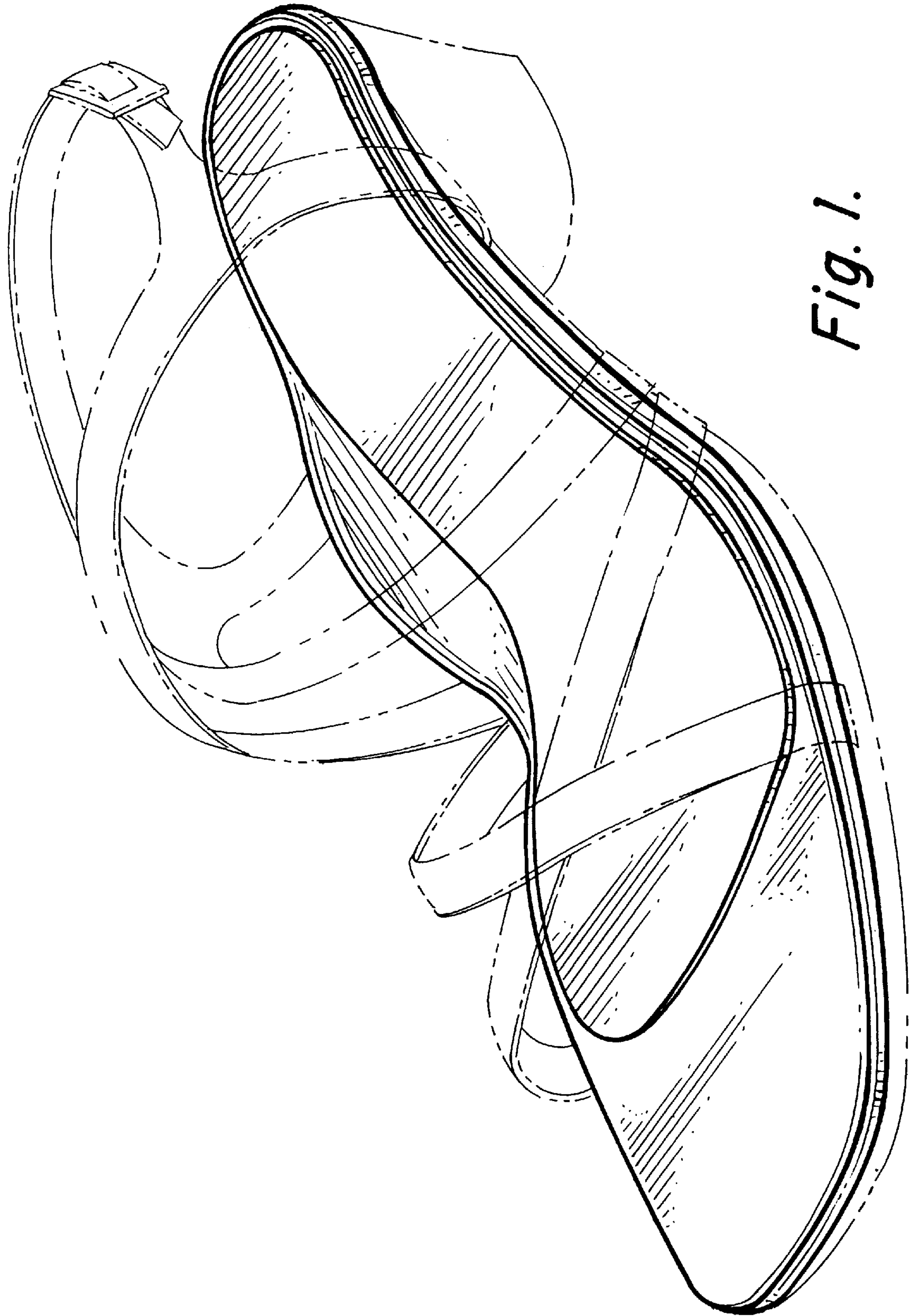


Fig. 1.

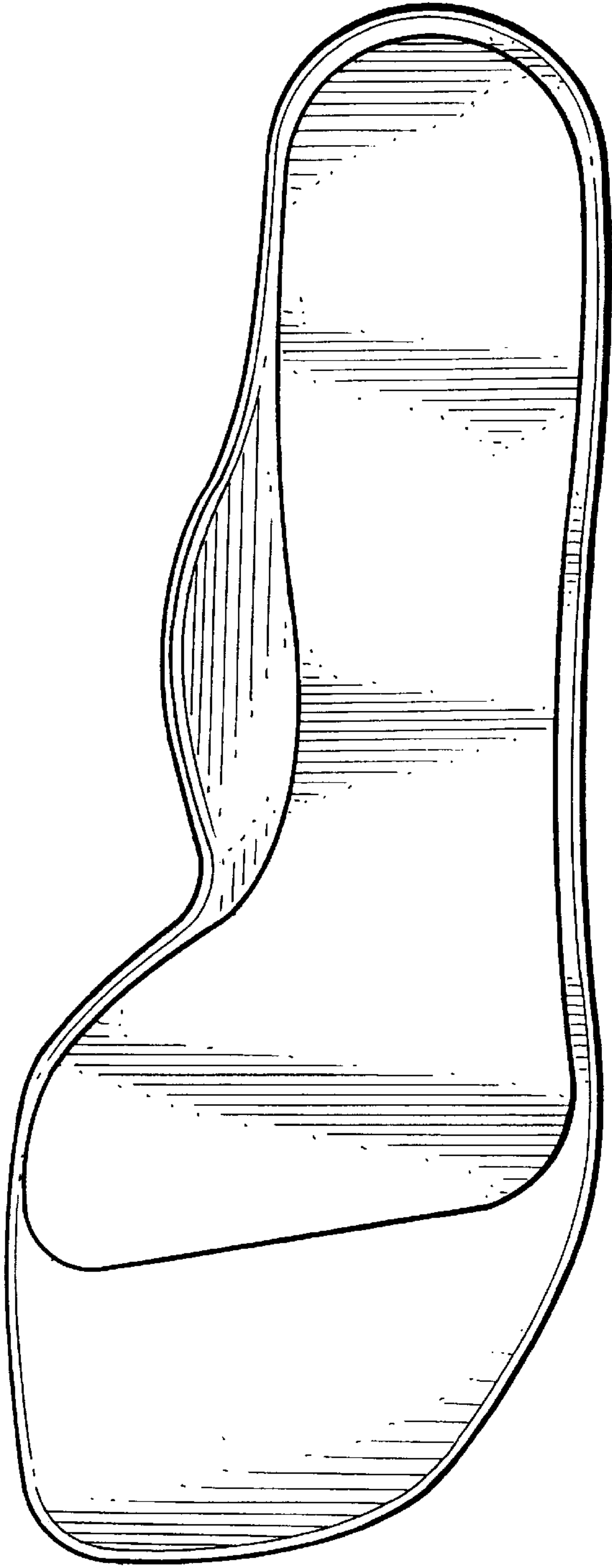


Fig. 2.

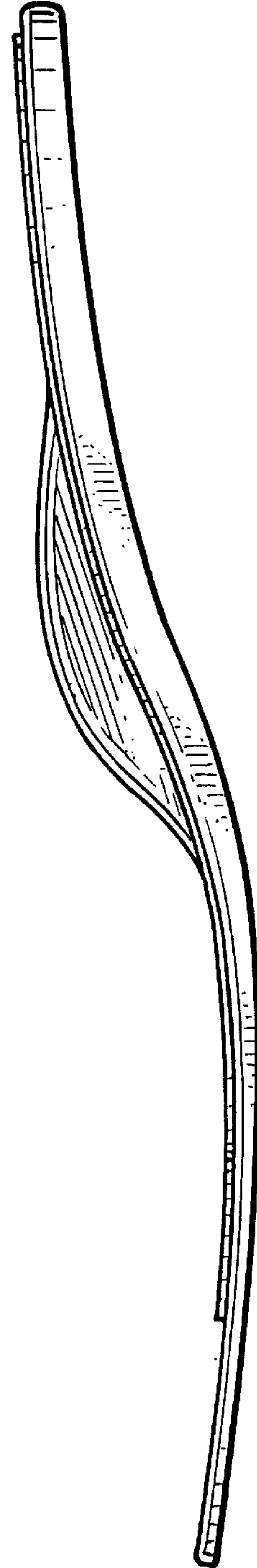


Fig. 3.

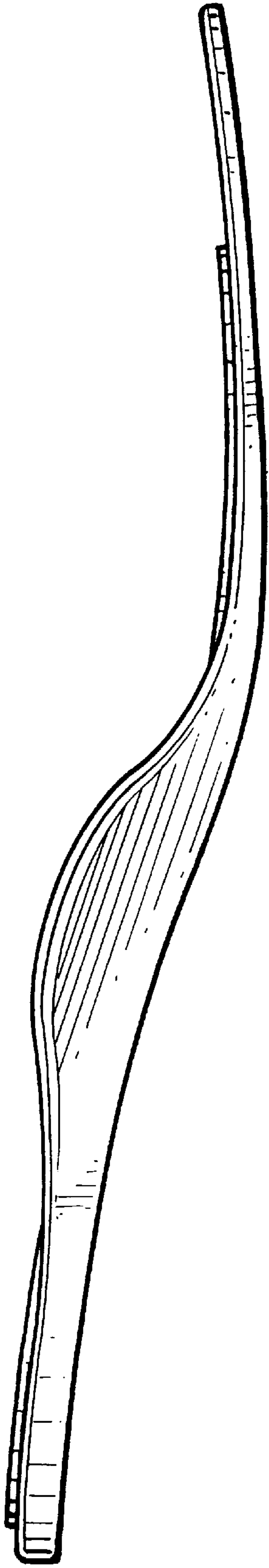


Fig. 4.

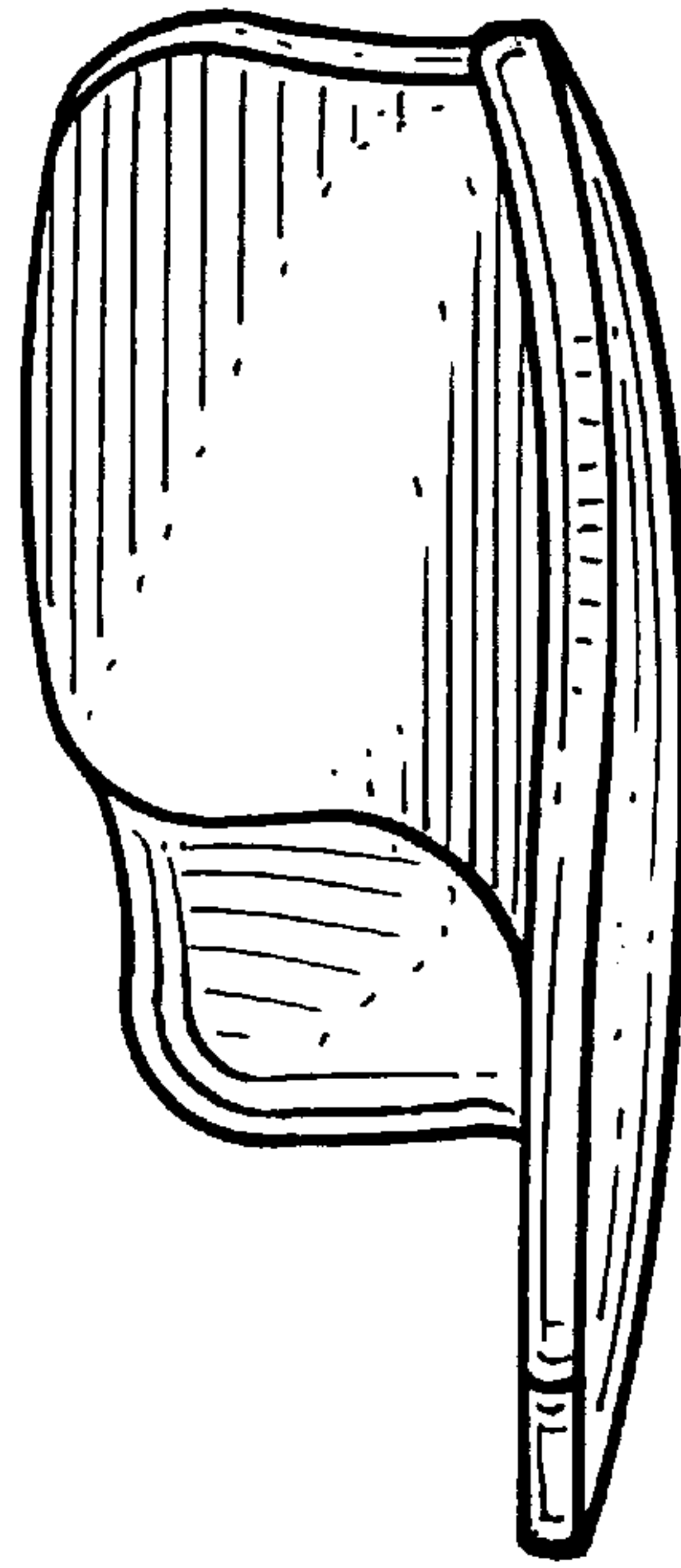


Fig. 5.




Fig. 6.