



US00D429032S

United States Patent [19]
Hawley

[11] **Patent Number: Des. 429,032**

[45] **Date of Patent: ** Aug. 1, 2000**

[54] **HAIR STYLING APPARATUS**

D. 323,907 2/1992 Andrade D28/41
D. 334,793 4/1993 Richardson D28/41

[76] Inventor: **Anthony Arthur Hawley**, 17 Lesser
Foxholes, Shoreham by Sea, West
Sussex BN43 5NT, United Kingdom

OTHER PUBLICATIONS

Filed Oct. 21, 1998, Anthony Hawley, Pending Application
Number 29/05333, Hair Styling Apparatus.

[**] Term: **14 Years**

Primary Examiner—Paula A. Mortimer
Attorney, Agent, or Firm—Blank Rome Comisky &
McCauley, LLP

[21] Appl. No.: **29/111,814**

[22] Filed: **Oct. 6, 1999**

[30] **Foreign Application Priority Data**

Jul. 15, 1999 [GB] United Kingdom 2084954

[57] **CLAIM**

The ornamental design for hair styling apparatus, as shown
and described.

[51] **LOC (7) Cl.** **28-03**

[52] **U.S. Cl.** **D28/41**

[58] **Field of Search** D28/25, 32, 33,
D28/39, 41; 132/57.1, 101, 125, 144, 146,
148, 157-273, 275

DESCRIPTION


FIG. 1 is a perspective view from above of a hair styling
apparatus in accordance with this design;
FIG. 2 is a perspective view from below of the hair styling
apparatus shown in FIG. 1;
FIG. 3 is a top plan view of the hair styling apparatus;
FIG. 4 is a side view of the hair styling apparatus;
FIG. 5 is an end view of the hair styling apparatus; and,
FIG. 6 is a perspective view of the hair styling apparatus in
an alternative position.

[56] **References Cited**

U.S. PATENT DOCUMENTS

D. 36,628 11/1903 Howe D28/41
D. 39,675 12/1908 Newton et al. D28/41
D. 128,190 7/1941 Karlen D28/41
D. 183,654 10/1958 Hambric D28/41
D. 316,161 4/1991 Kuglen D28/41

1 Claim, 3 Drawing Sheets






Figure 1




Figure 2

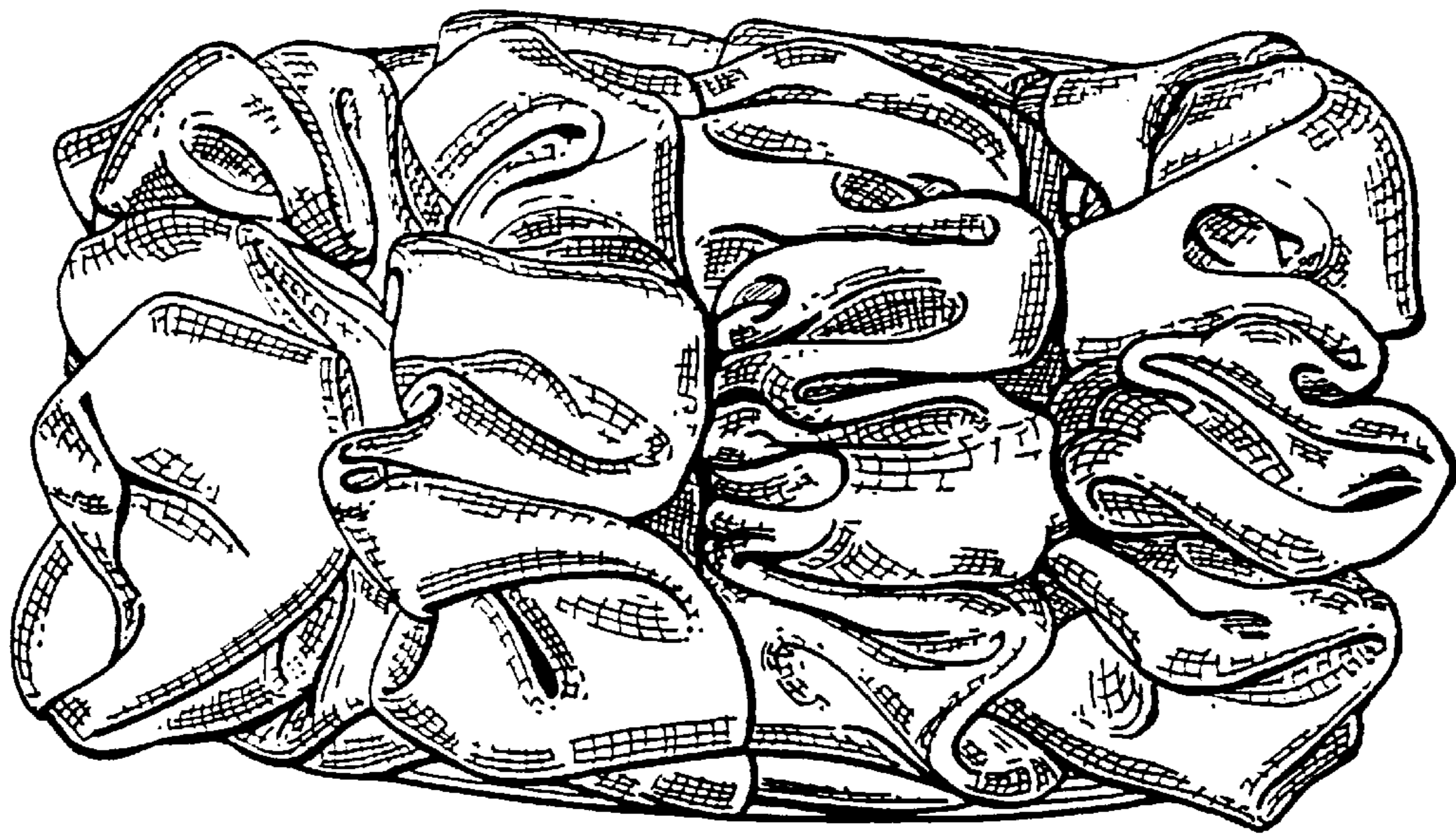


Figure 3

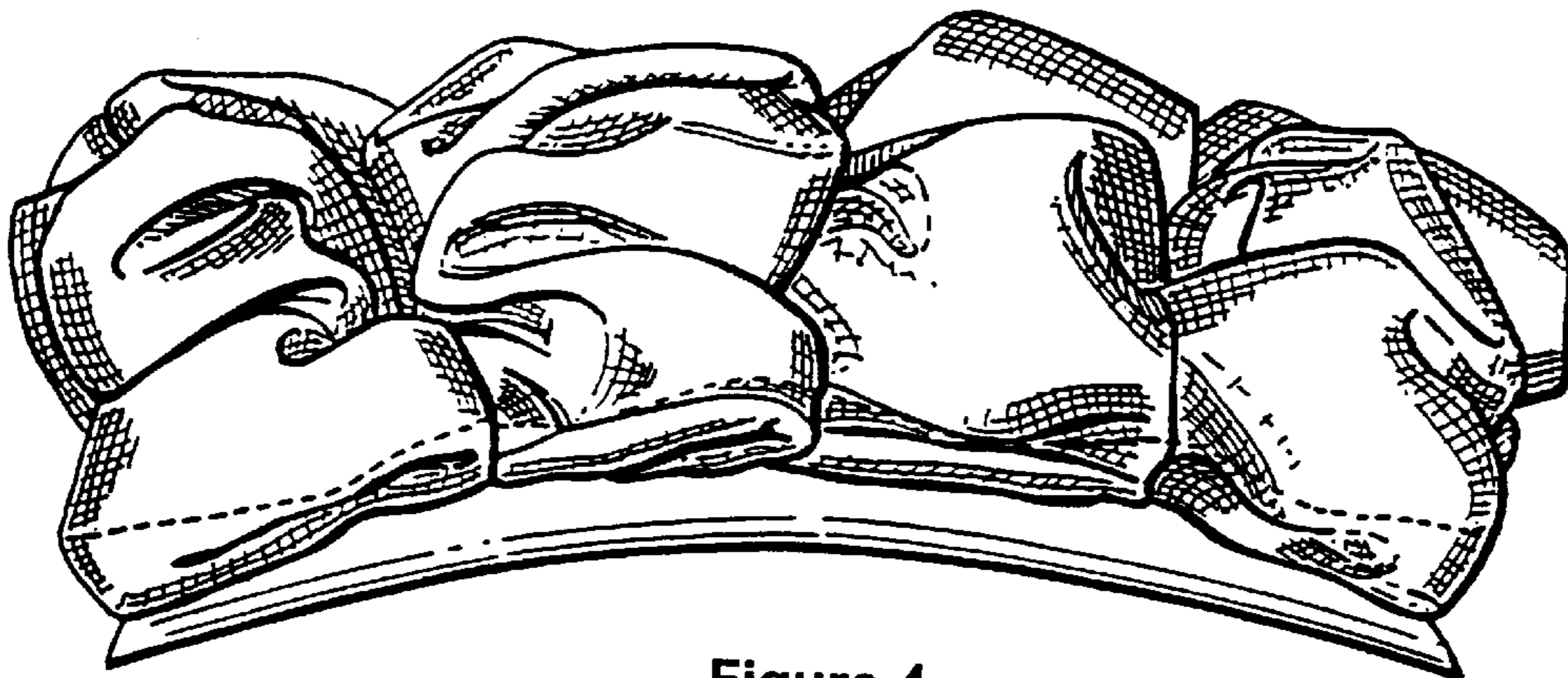


Figure 4




Figure 5

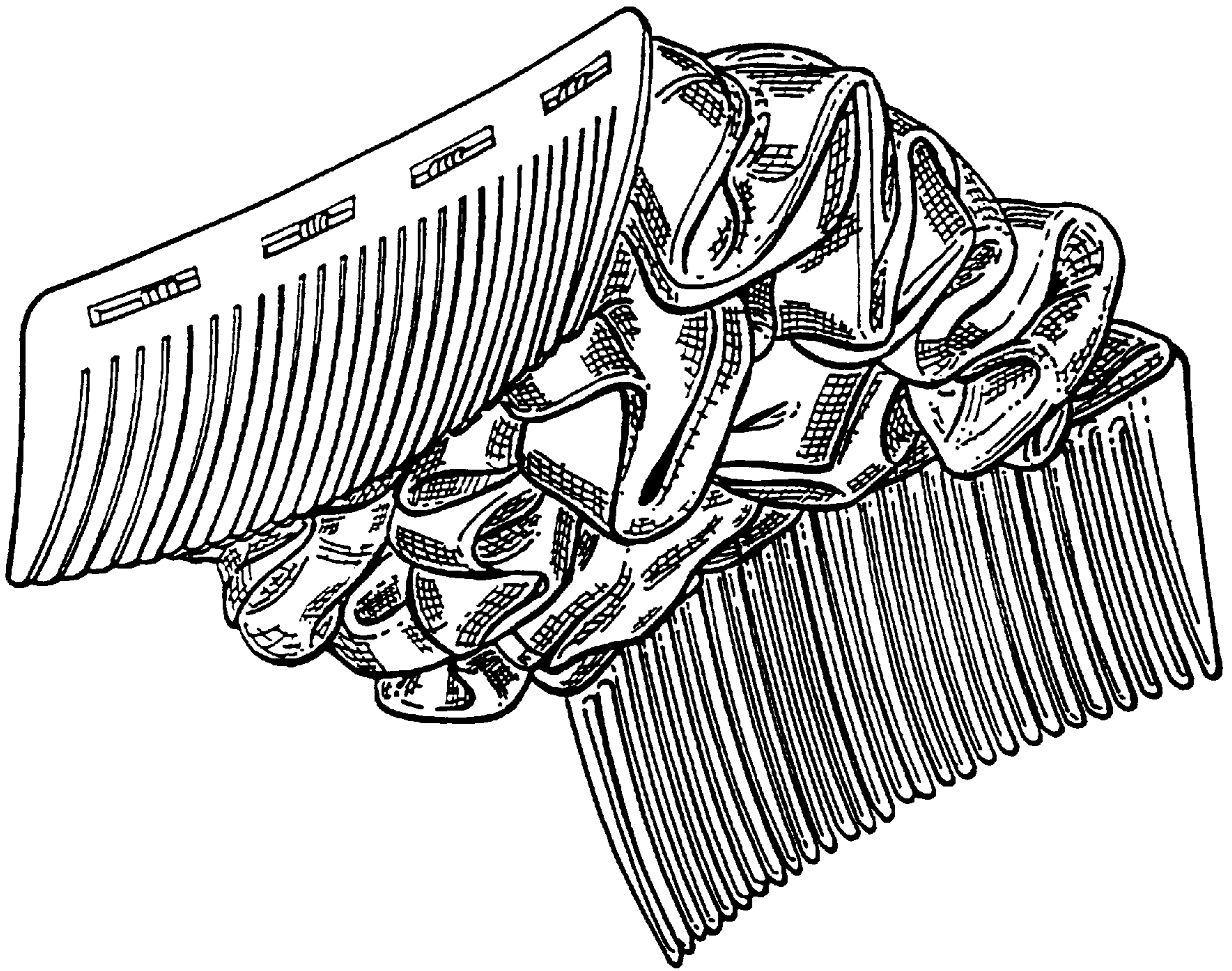


Figure 6