



US00D429030S

United States Patent [19]

Yasuda

[11] Patent Number: **Des. 429,030**

[45] Date of Patent: **** Aug. 1, 2000**

[54] **HAIR CLIP**

[75] Inventor: **Masahiro Yasuda**, Higashiosakashi, Japan

[73] Assignee: **Kabushiki Kaisha Yasuda Corporation**, Osaka, Japan

[**] Term: **14 Years**

[21] Appl. No.: **29/110,098**

[22] Filed: **Aug. 30, 1999**

[51] **LOC (7) Cl.** **28-03**

[52] **U.S. Cl.** **D28/40**

[58] **Field of Search** D28/39, 40, 41, D28/42, 43; 132/224, 223, 226, 231, 234, 242, 244, 245, 251, 260, 263, 264, 273, 276, 277, 278, 279

[56] **References Cited**

U.S. PATENT DOCUMENTS

D. 203,095	11/1965	Schroedor	D28/40
D. 292,327	10/1987	Kalichman	D28/40
D. 415,312	10/1999	Yasuda	D28/40
2,160,346	5/1939	Valentine	132/277

2,205,442	6/1940	Solomon	132/277
3,030,970	4/1962	Gold	132/277
3,242,564	3/1966	Longhini	132/277
3,250,282	5/1966	Thatchor	132/277
5,706,839	1/1998	Patti	132/277

Primary Examiner—Paula A. Mortimer
Attorney, Agent, or Firm—Armstrong, Westerman, Hattori, McLeland & Naughton

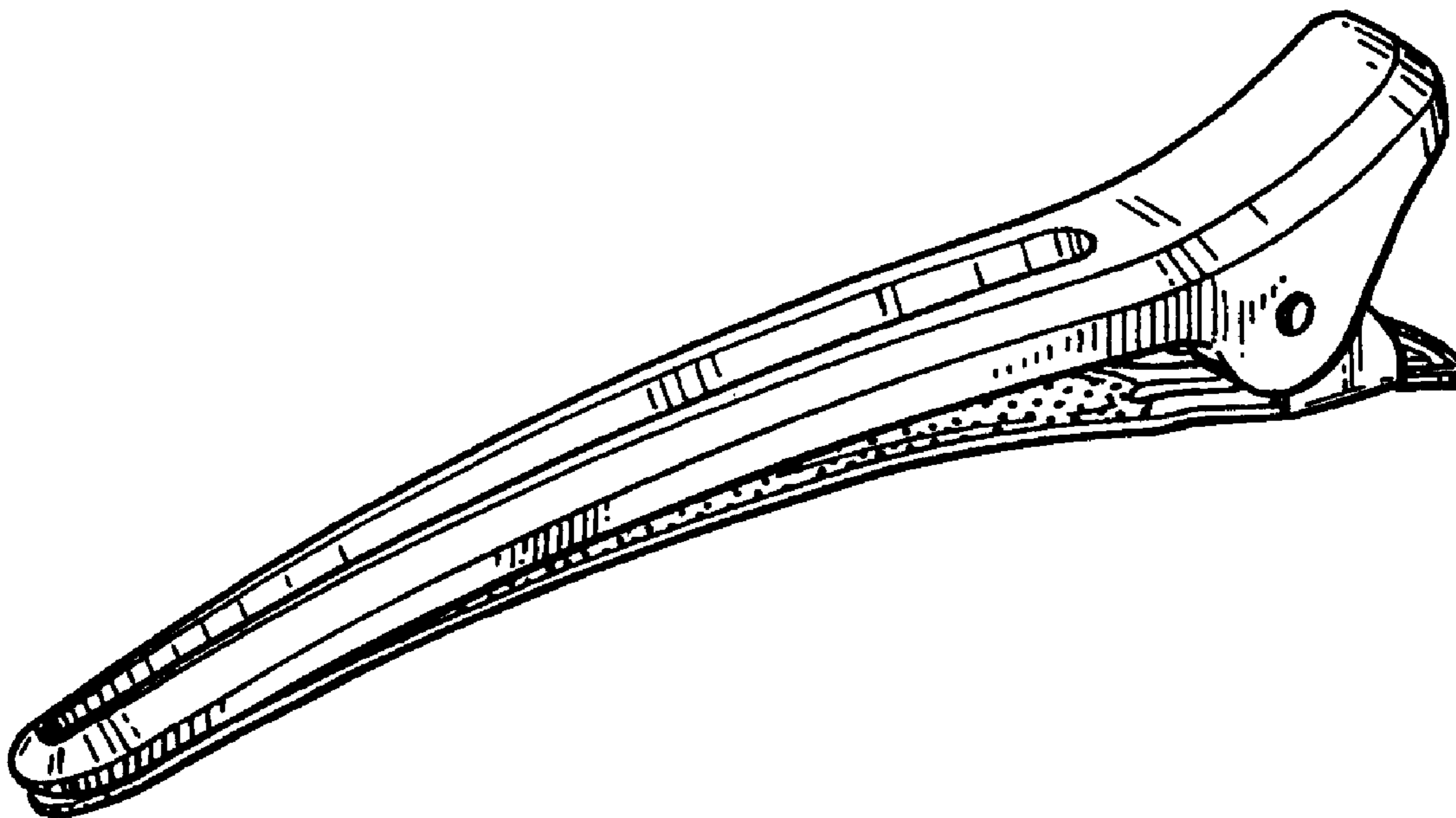
[57] **CLAIM**

The ornamental design for a hair clip, as shown and described.

DESCRIPTION

FIG. 1 is a top view of a hair clip showing my new ornamental design;
FIG. 2 is a front elevational view thereof;
FIG. 3 is a bottom view thereof;
FIG. 4 is a rear elevational view thereof;
FIG. 5 is a left side view thereof;
FIG. 6 is a right side view thereof;
FIG. 7 is a perspective view thereof seen from the top, front and left side; and,
FIG. 8 is a perspective view thereof in an open state.

1 Claim, 2 Drawing Sheets



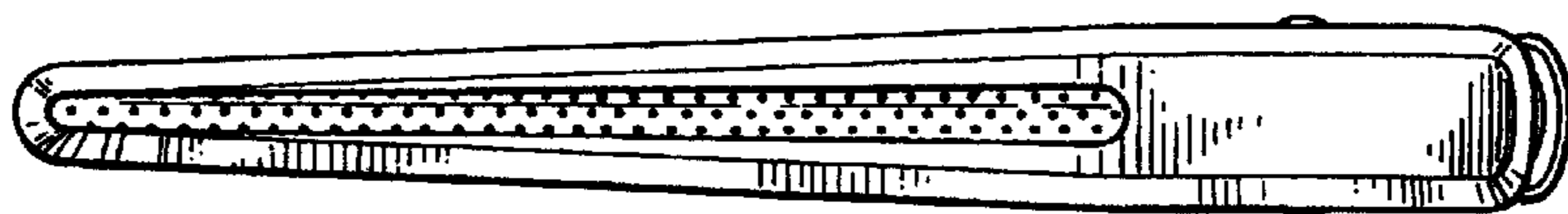


FIG. 1



FIG. 2

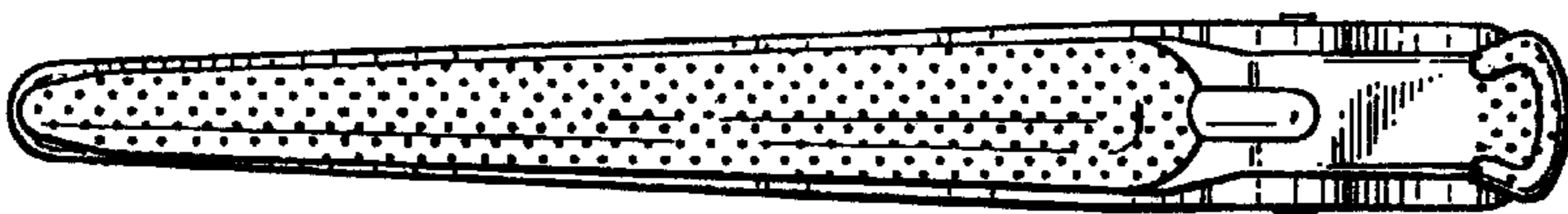


FIG. 3

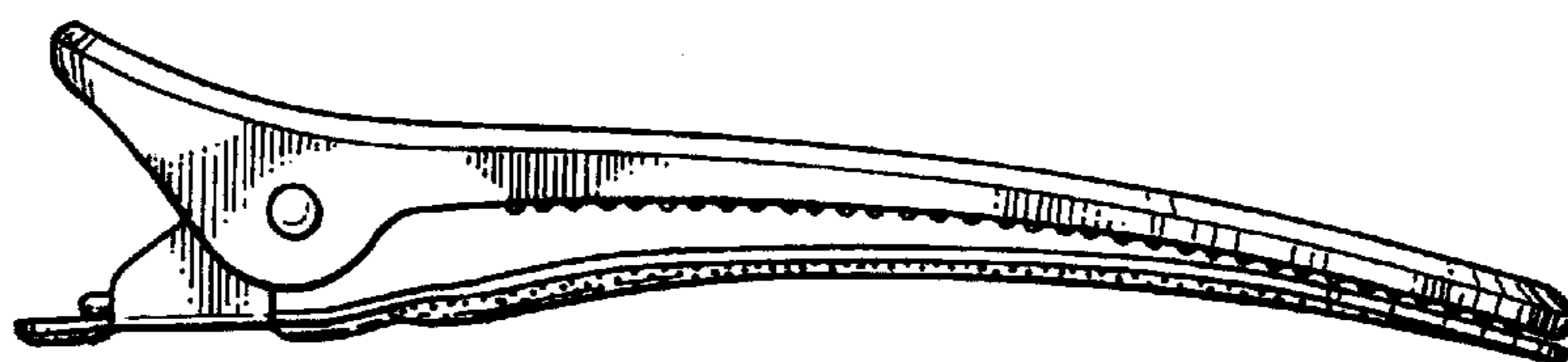


FIG. 4




FIG. 5




FIG. 6

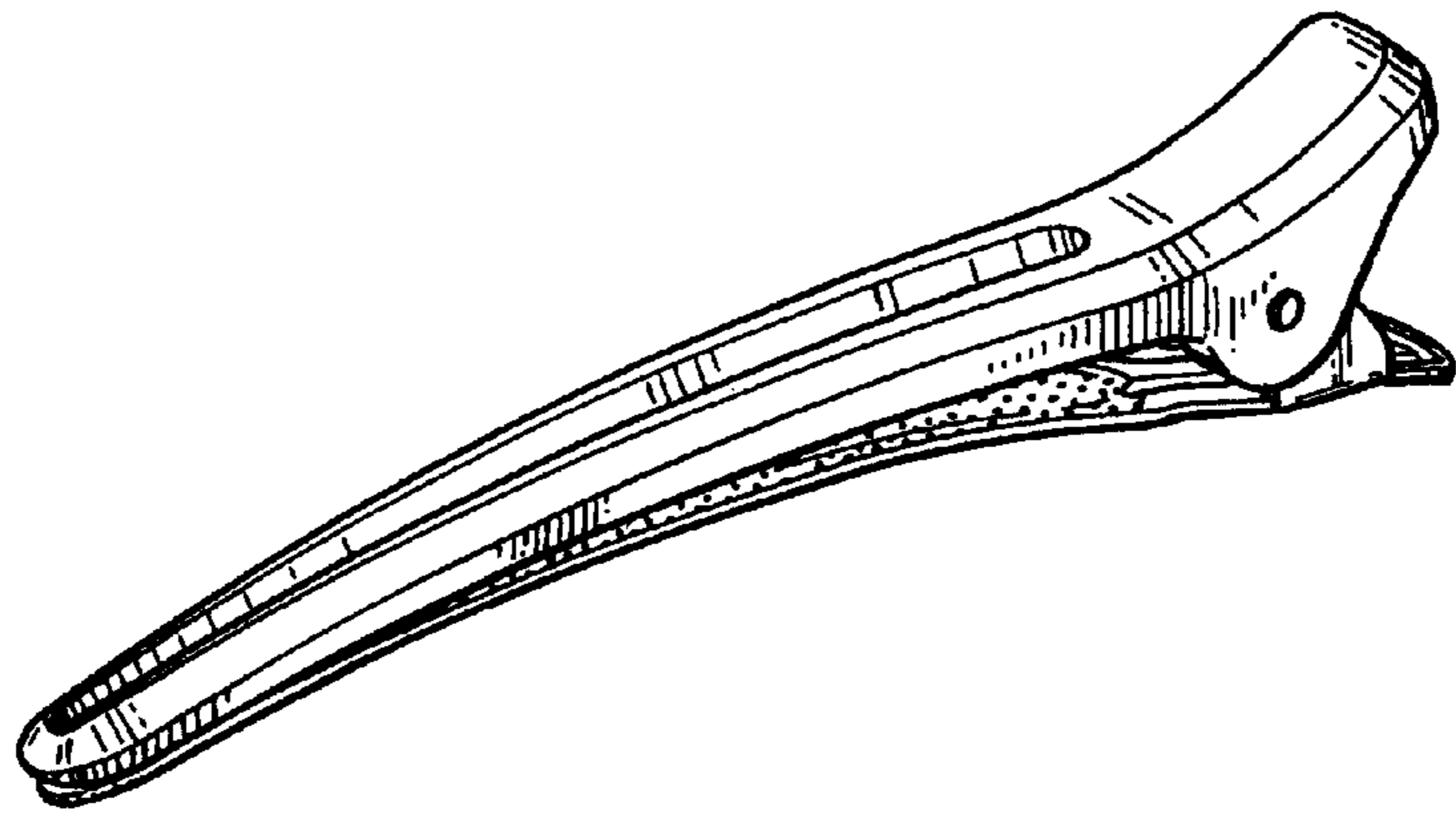


FIG. 7

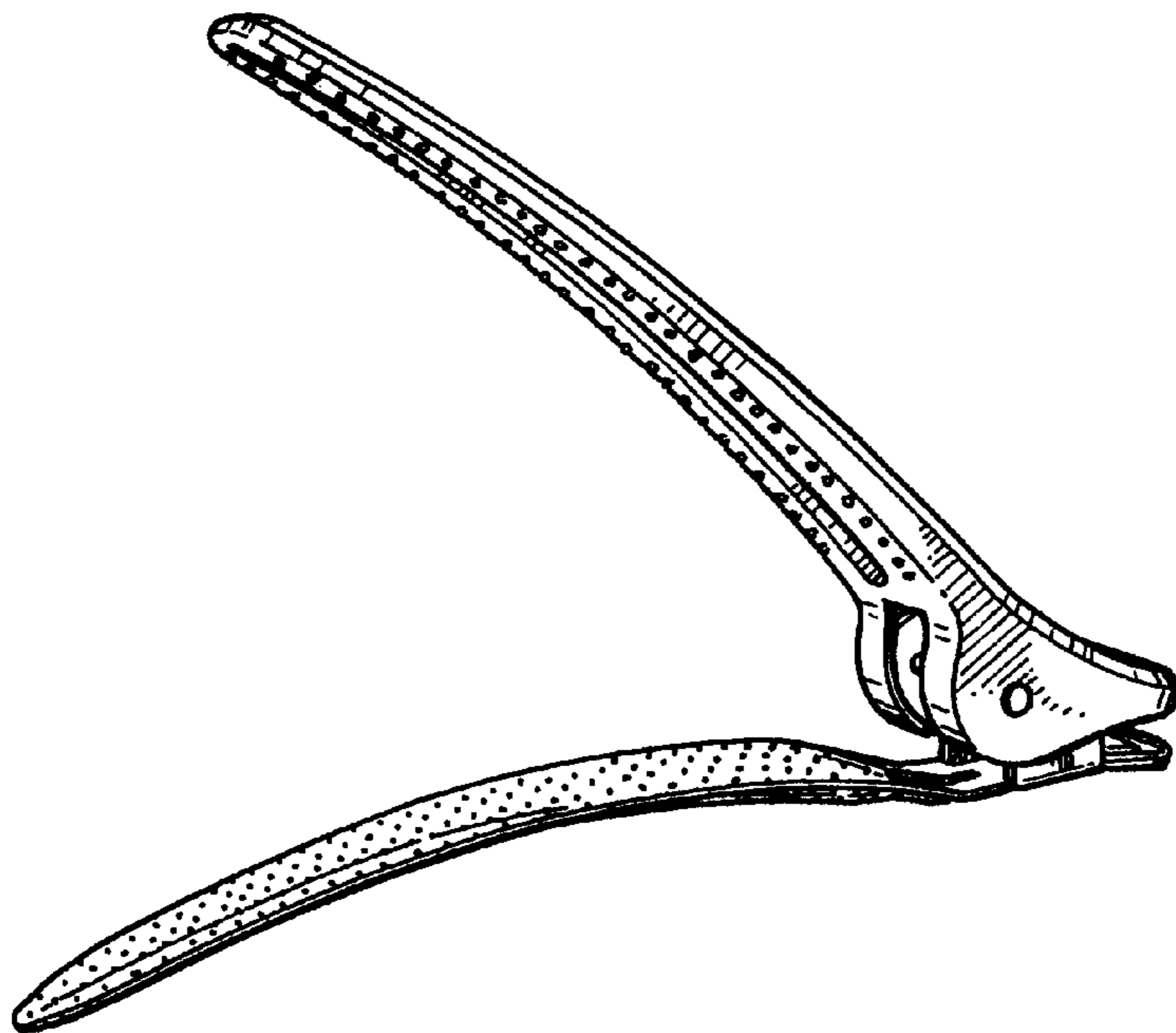


FIG. 8