



US00D429025S

**United States Patent** [19]  
**Maruyama**

[11] **Patent Number: Des. 429,025**

[45] **Date of Patent: \*\* Aug. 1, 2000**

[54] **LIGHTER**

[75] Inventor: **Susumu Maruyama**, Tokyo, Japan

[73] Assignee: **Colibri Corporation**, Providence, R.I.

[\*\*] Term: **14 Years**

[21] Appl. No.: **29/102,726**

[22] Filed: **Mar. 29, 1999**

[30] **Foreign Application Priority Data**

Sep. 30, 1998 [JP] Japan ..... 10-27703

[51] **LOC (7) Cl.** ..... **27-05**

[52] **U.S. Cl.** ..... **D27/141; D27/158; D27/159**

[58] **Field of Search** ..... **D27/139, 141-161;**  
**431/129, 132, 135, 138-143, 253-255,**  
**150, 153, 267**

[56] **References Cited**

**U.S. PATENT DOCUMENTS**

D. 315,616 3/1991 Suzuki ..... D27/159  
1,774,959 9/1930 Bolle ..... D27/145 X

*Primary Examiner*—Susan J. Lucas

*Assistant Examiner*—Jennifer Rivard

*Attorney, Agent, or Firm*—Fish & Richardson P.C.

[57] **CLAIM**

The ornamental design for a lighter, as shown and described.

**DESCRIPTION**

FIG. 1 is a perspective view of a lighter embodying the new design.

FIG. 2 is a front elevational view of the lighter shown in FIG. 1.

FIG. 3 is a rear elevational view of the lighter shown in FIG. 1.

FIG. 4 is an elevational view of the right side of the lighter shown in FIG. 1.

FIG. 5 is an elevational view of the left side of the lighter shown in FIG. 1.

FIG. 6 is a top plan view of the lighter shown in FIG. 1.

FIG. 7 is a bottom plan view of the lighter shown in FIG. 1.

FIG. 8 is a second perspective view of a lighter embodying the new design.

FIG. 9 is a front elevation view of the lighter shown in FIG. 8.

FIG. 10 is a rear elevational view of the lighter shown in FIG. 8.

FIG. 11 is an elevational view of the right side of the lighter shown in FIG. 8.

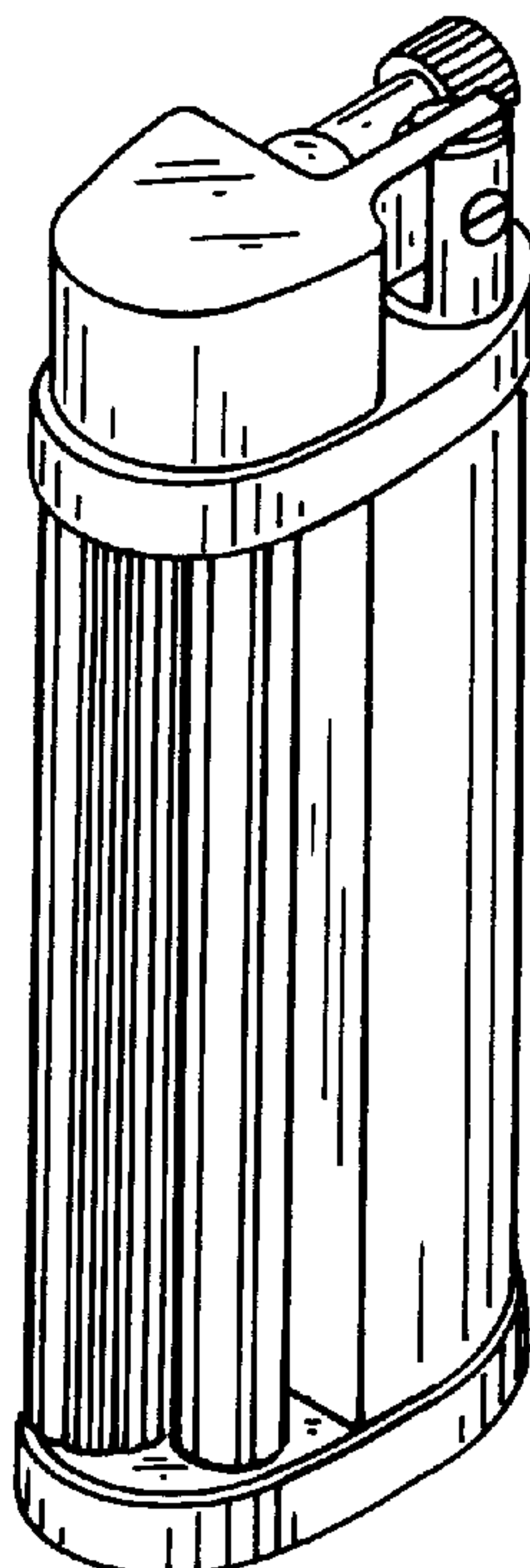

FIG. 12 is an elevational view of the left side of the lighter shown in FIG. 8.

FIG. 13 is a top plan view of the lighter shown in FIG. 8; and,

FIG. 14 is a bottom plan view of the lighter shown in FIG. 8.

The broken lines in the figures are for illustrative purposes only and do not form part of the claimed design.

**1 Claim, 2 Drawing Sheets**






FIG. 4




FIG. 2

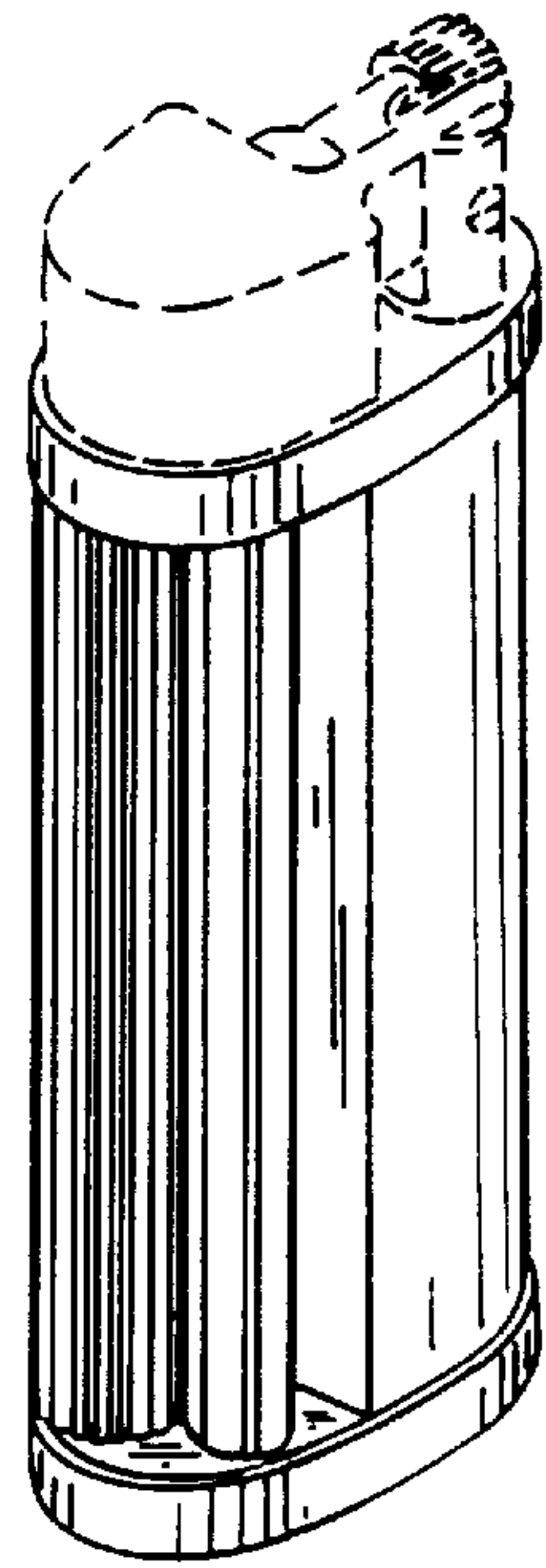


FIG. 1




FIG. 5




FIG. 3

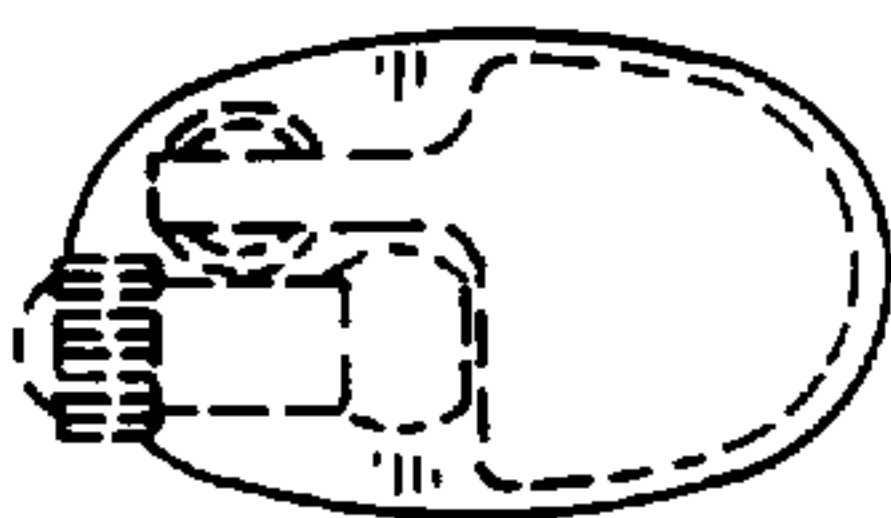


FIG. 6

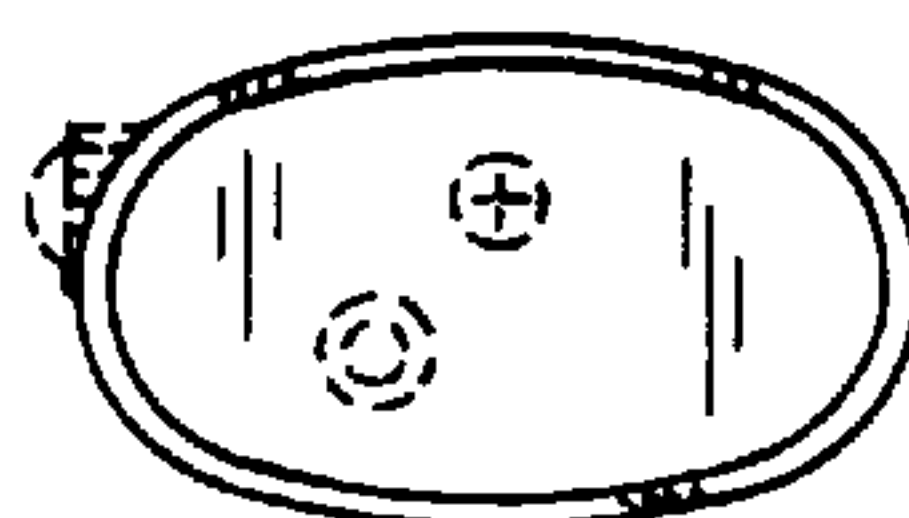


FIG. 7




FIG. 11

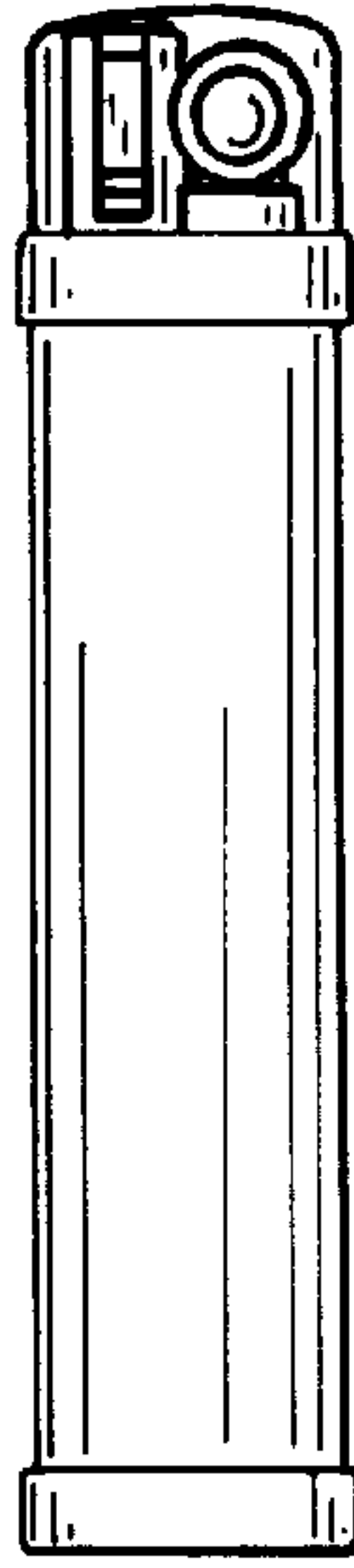


FIG. 9

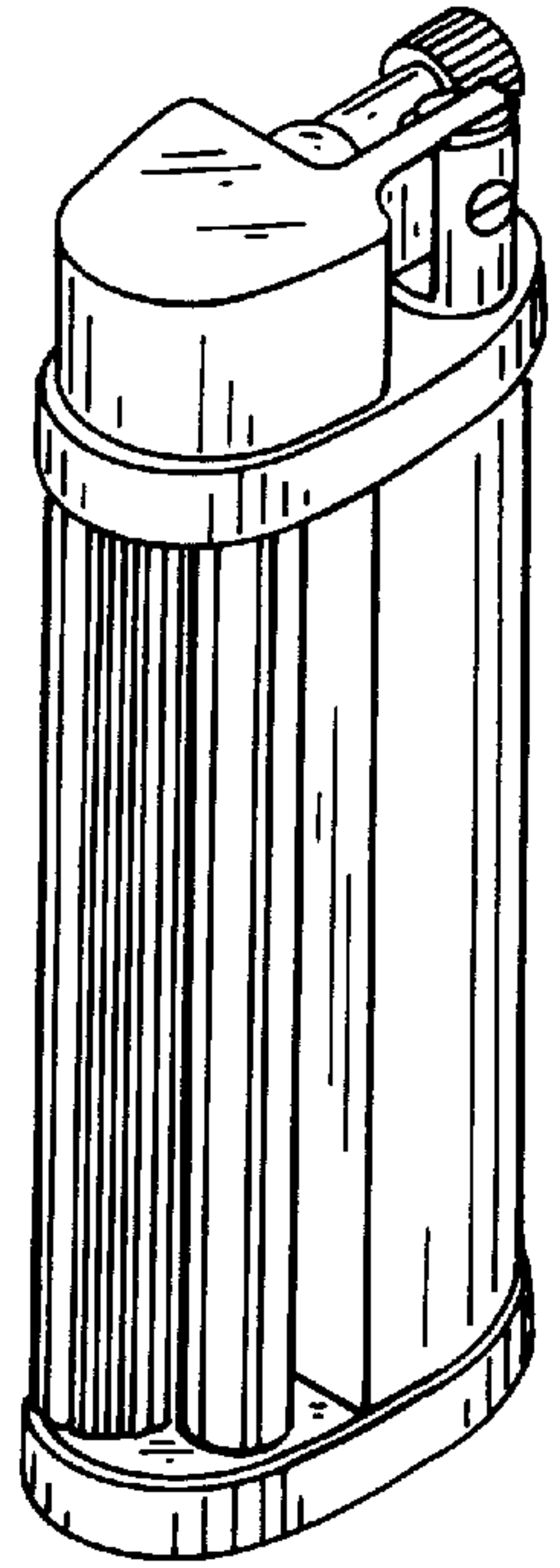


FIG. 8




FIG. 12




FIG. 10

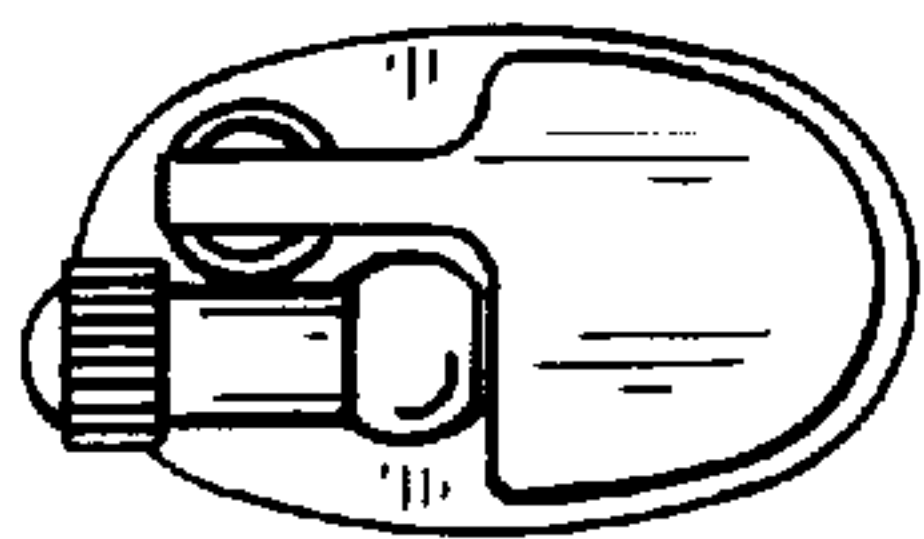


FIG. 13

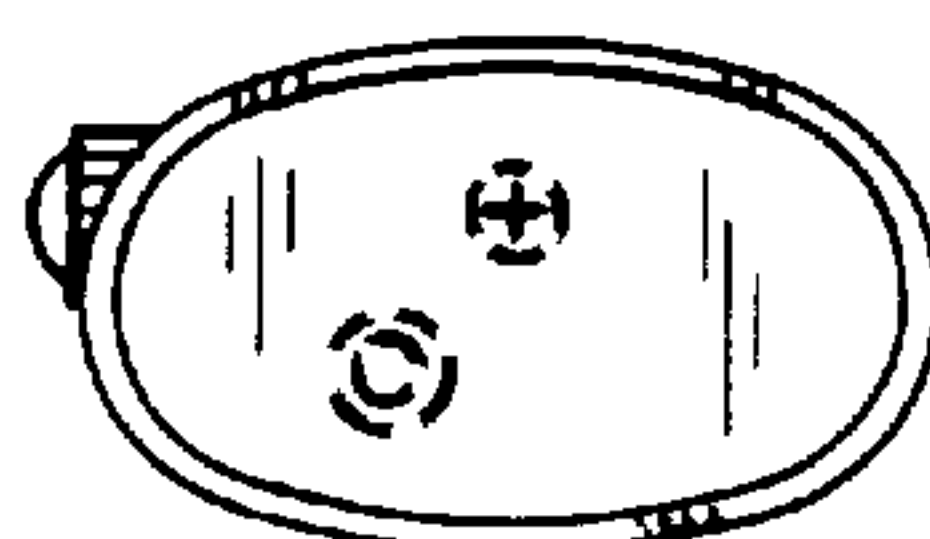


FIG. 14