



US00D429019S

United States Patent [19] Chen

[11] Patent Number: **Des. 429,019**

[45] Date of Patent: **** Aug. 1, 2000**

[54] **WALL FIXTURE**

[76] Inventor: **Tusng-Wen Chen**, No. 6, Tinghu 2nd St., Kweishan Hsiang, Taoyuan Hsien, Taiwan

[**] Term: **14 Years**

[21] Appl. No.: **29/103,654**

[22] Filed: **Apr. 20, 1999**

[51] **LOC (7) Cl.** **26-05**

[52] **U.S. Cl.** **D26/87**

[58] **Field of Search** D26/80-92; 362/147, 362/431, 432, 404-408

[56] **References Cited**

PUBLICATIONS

Manning Lighting catalog, Feb. 1992, p. 13, wall lamp, Model DS-41-11C.

Minka-Lavery Lighting catalog, Jan. 1995, p. 138, wall lamp A 644-27.

Progress lighting catalog, Jan. 1992, p. 25, wall lamp P3020-10.

Primary Examiner—Susan J. Lucas
Attorney, Agent, or Firm—Rosenberg, Klein & Lee

[57] **CLAIM**

The ornamental design for a wall fixture, as shown and described.

DESCRIPTION

FIG. 1 is a perspective view of a wall fixture showing my new design;

FIG. 2 is a top plan view thereof;

FIG. 3 is a bottom plan view thereof;

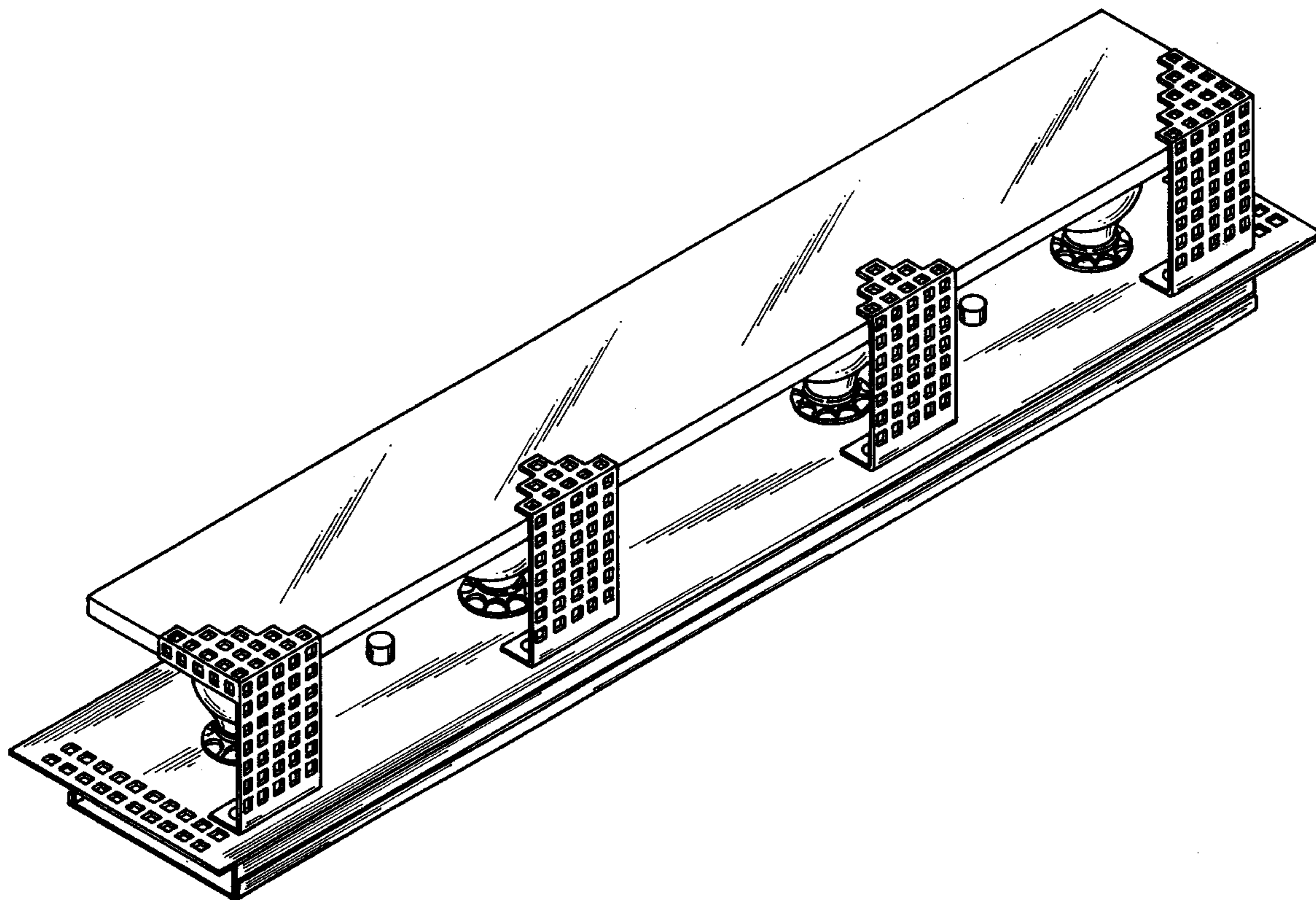
FIG. 4 is a front elevational view thereof;

FIG. 5 is a rear elevational view thereof;

FIG. 6 is a left side elevational view thereof; and,

FIG. 7 is a right side elevational view thereof.

1 Claim, 4 Drawing Sheets



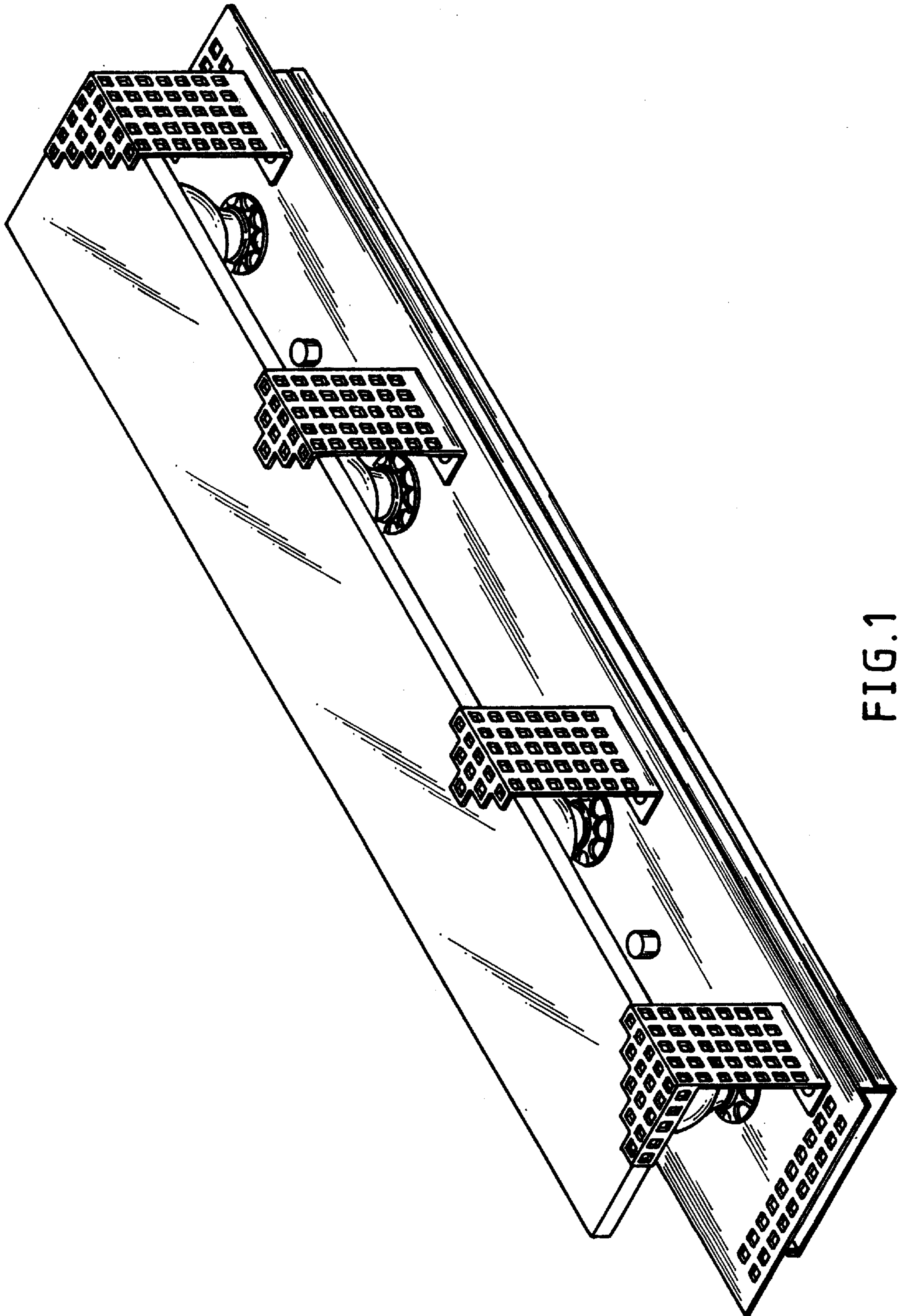


FIG.1

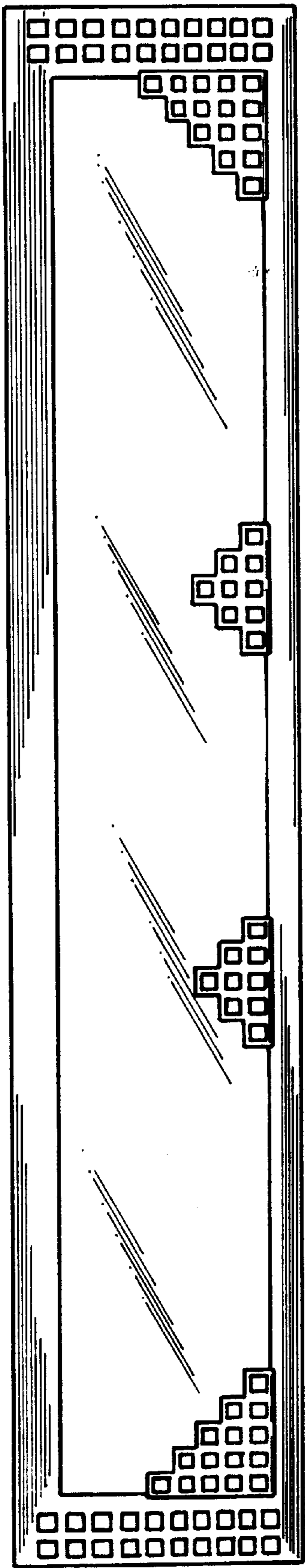


FIG. 2




FIG. 3




FIG. 4

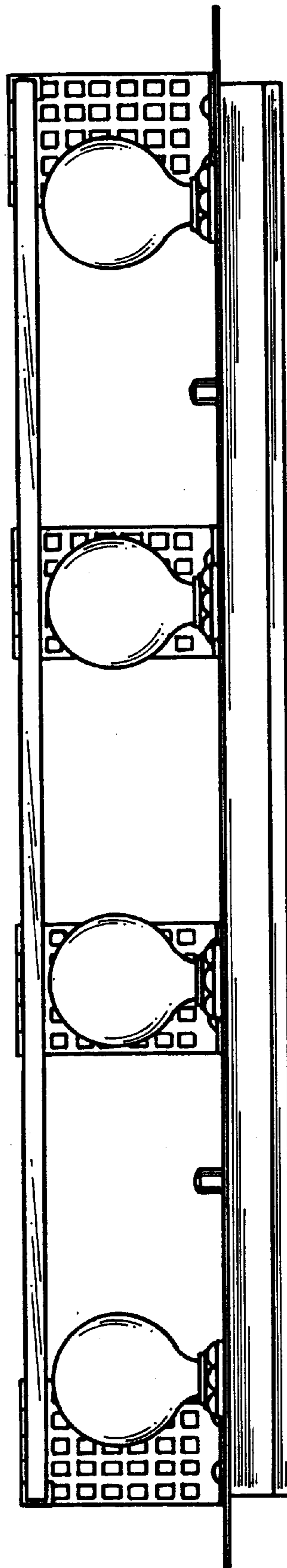


FIG. 5




FIG. 6




FIG. 7