



US00D429016S

United States Patent [19]
Cohen

[11] **Patent Number: Des. 429,016**

[45] **Date of Patent: ** Aug. 1, 2000**

[54] **LAMP HOUSING**

[75] Inventor: **Fred Cohen**, Los Angeles, Calif.

[73] Assignee: **Minka Lighting, Inc.**, Corona, Calif.

[**] Term: **14 Years**

[21] Appl. No.: **29/105,551**

[22] Filed: **May 24, 1999**

[51] **LOC (7) Cl.** **26-05**

[52] **U.S. Cl.** **D26/67; D26/72**

[58] **Field of Search** D26/67-71, 72,
D26/85, 87, 92; 362/431, 432, 147, 153,
153.1, 157, 183, 367, 363

[56] **References Cited**

U.S. PATENT DOCUMENTS

D. 81,452	6/1930	Osborn	D26/67
D. 383,865	9/1997	Heiberg et al.	D26/67
3,372,835	3/1968	Koziol	362/363

OTHER PUBLICATIONS

Rockscapes lighting catalog, Nov. 1996, p. 28, wall lantern, #WC193-8-V.

Primary Examiner—Susan J. Lucas

Attorney, Agent, or Firm—Jenkins & Gilchrist, P.C.

[57] **CLAIM**

The ornamental design for the lamp housing, as shown and described.

DESCRIPTION

FIG. 1 is a top perspective view of the lamp housing in accordance with my design;

FIG. 2 is a top plan view of the lamp housing in accordance with my design;



FIG. 3 is a front side elevational view of the lamp housing in accordance with my design, the rear side view being substantially identical thereto;

FIG. 4 is a left side elevational view of the lamp housing in accordance with my design, the right side view being substantially identical thereto; and,

FIG. 5 is a bottom plan view of the lamp housing in accordance with my design.

The broken lines show the environment in which the article is used and are not considered part of the design claimed.

1 Claim, 2 Drawing Sheets






Fig. 1

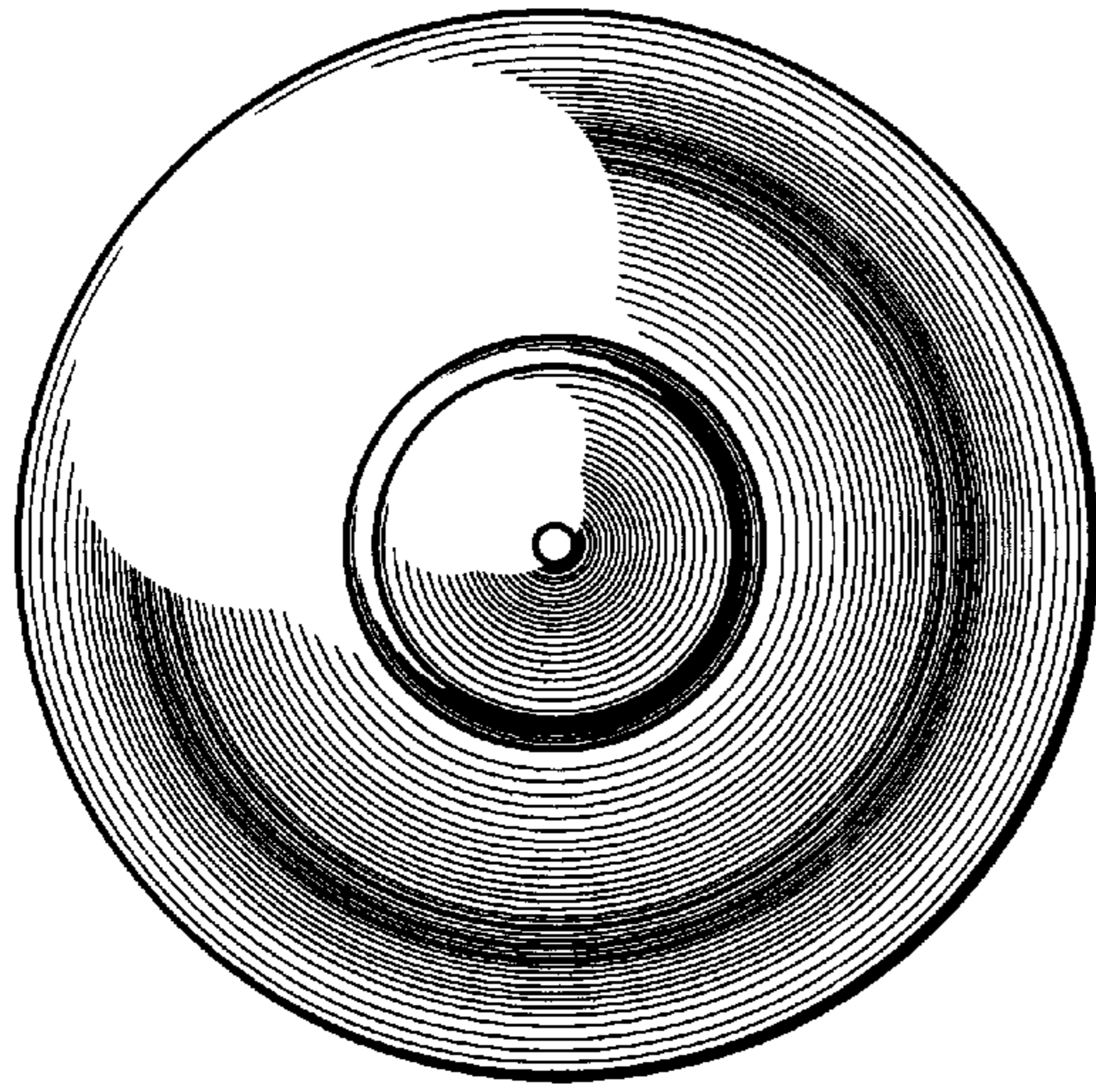


Fig.2




Fig.4




Fig.3




Fig.5