



US00D428995S

United States Patent [19]

Magray et al.

[11] Patent Number: **Des. 428,995**

[45] Date of Patent: **** Aug. 1, 2000**

[54] **SWIM SPA WITH WATERFALL**

[75] Inventors: **Cindi Magray; Robert Magray**, both of Odessa, Fla.; **Tiffany D. Pope; James S. Pope**, both of Satsuma, Ala.

[73] Assignees: **Spa and Tub Manufacturers**, Chickasaw, Ala.; **Spa Manufacturers, Inc.**, Clearwater, Fla.

[**] Term: **14 Years**

[21] Appl. No.: **29/096,000**

[22] Filed: **Nov. 3, 1998**

[51] **LOC (7) Cl.** **24-04**

[52] **U.S. Cl.** **D24/204; D24/201**

[58] **Field of Search** **D24/200, 201, D24/204; 4/541.1-541.6**

[56] References Cited

U.S. PATENT DOCUMENTS

D. 286,568	11/1986	Kingsley	D24/204
D. 288,239	2/1987	D'Innocente	D24/204
D. 300,360	3/1989	Jauzzi	D24/204
D. 308,574	6/1990	D'Innocente et al.	D24/204

Primary Examiner—Stella Reid

Attorney, Agent, or Firm—Dennis G. LaPointe; Mason & Associates, PA

[57] CLAIM

We claim the ornamental design for swim spa with waterfall, as shown and described.

DESCRIPTION

FIG. 1 is a perspective view of a swim spa, showing our new design;

FIG. 2 is a perspective view thereof, rotated 180 degrees from the position of FIG. 1;

FIG. 3 is an enlarged partial perspective view of the seating end of the swim spa;

FIG. 4 is an enlarged partial perspective view thereof, showing one corner thereof;


FIG. 5 is an enlarged partial side perspective view thereof, showing the corner opposite that in FIG. 4;

FIG. 6 is an enlarged partial perspective view thereof, opposite the seating end and showing the waterfall portion; and,

FIG. 7 is an enlarged partial side perspective view thereof, showing the waterfall portion.

The surfaces or portions of the article not shown in the drawings or described in the specification form no part of the claimed design.

1 Claim, 4 Drawing Sheets






FIGURE 1




FIGURE 2




FIGURE 3




FIGURE 4




FIGURE 5




FIGURE 6




FIGURE 7