



US00D428991S

United States Patent [19]

Fourie et al.

[11] **Patent Number: Des. 428,991**

[45] **Date of Patent: ** Aug. 1, 2000**

[54] **CERVICAL SPATULA**

[75] Inventors: **Pieter Rousseau Fourie; Marius van der Merwe**, both of Cape Province, South Africa

[73] Assignee: **Harwill Industries (PTY) Ltd.**, Cape Province, South Africa

[**] Term: **14 Years**

[21] Appl. No.: **29/098,582**

[22] Filed: **Dec. 31, 1998**

[30] **Foreign Application Priority Data**

Sep. 30, 1908 [ZA] South Africa 98/1177

[51] **LOC (7) Cl.** **24-02**

[52] **U.S. Cl.** **D24/146**

[58] **Field of Search** D24/119, 146, D24/147; 606/569, 570

[56] **References Cited**

U.S. PATENT DOCUMENTS

D. 315,792 3/1991 Kachigian D24/147

D. 335,706	5/1993	Mohajer	D24/119
D. 343,679	1/1994	Wong	D24/119
D. 350,603	9/1994	Firlik	D24/119
4,127,113	11/1978	Nollan	600/569
4,384,587	5/1983	Milgrom	600/570
5,623,942	4/1997	Pestes et al.	128/759

Primary Examiner—Eric Watterson
Attorney, Agent, or Firm—Birch, Stewart, Kolasch & Birch, LLP

[57] **CLAIM**

The ornamental design for a cervical spatula, as shown and described.

DESCRIPTION

FIG. 1 is a perspective view of a cervical spatula showing our new design;
FIG. 2 is a top plan view thereof;
FIG. 3 is a right side elevational view thereof, the left side elevational view being a mirror image thereof;
FIG. 4 is an enlarged sectional view taken along line 4—4 of FIG. 3; and,
FIG. 5 is an enlarged sectional view taken along line 6—6 in FIG. 3.

1 Claim, 1 Drawing Sheet

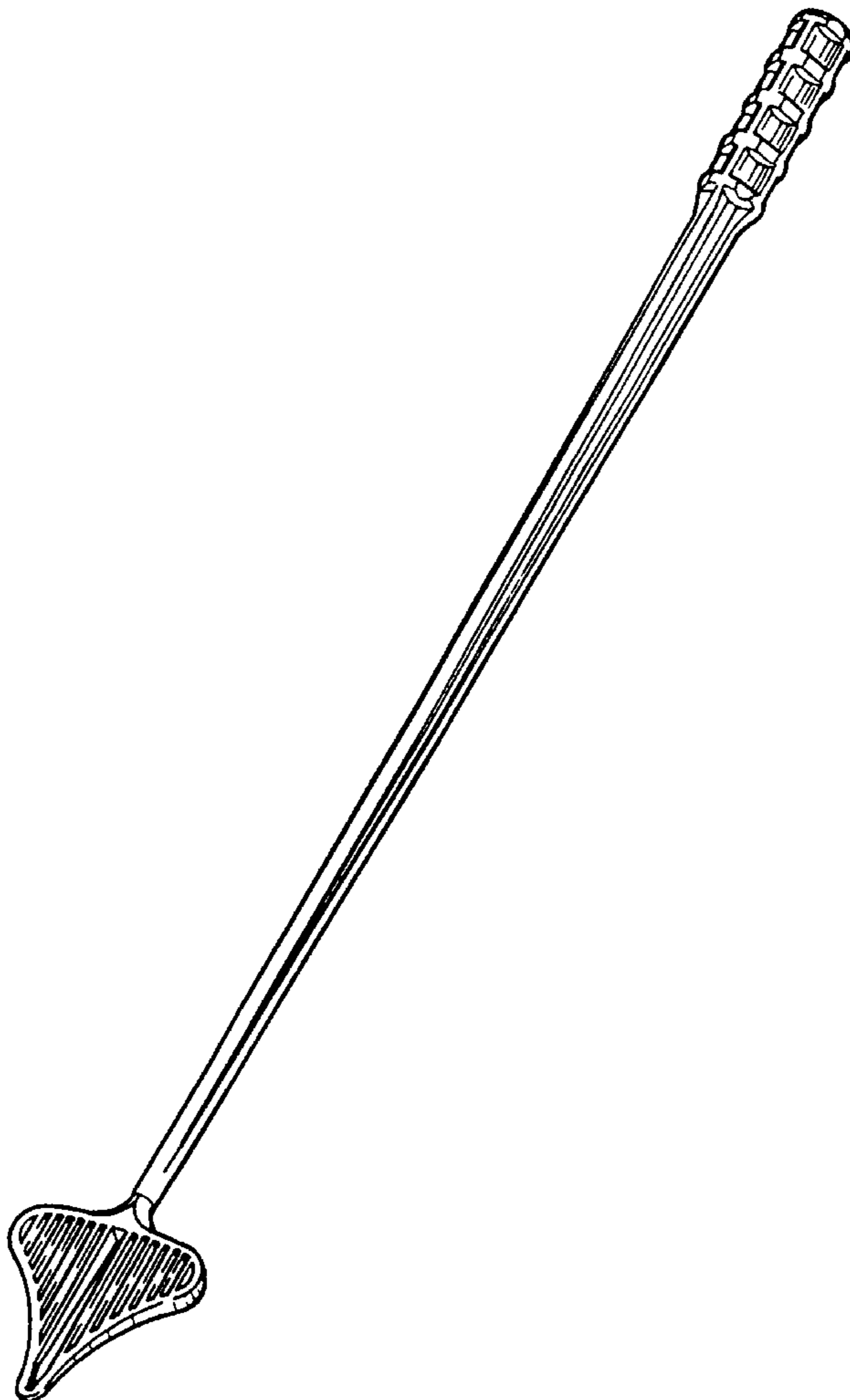




FIG. 4




FIG. 5

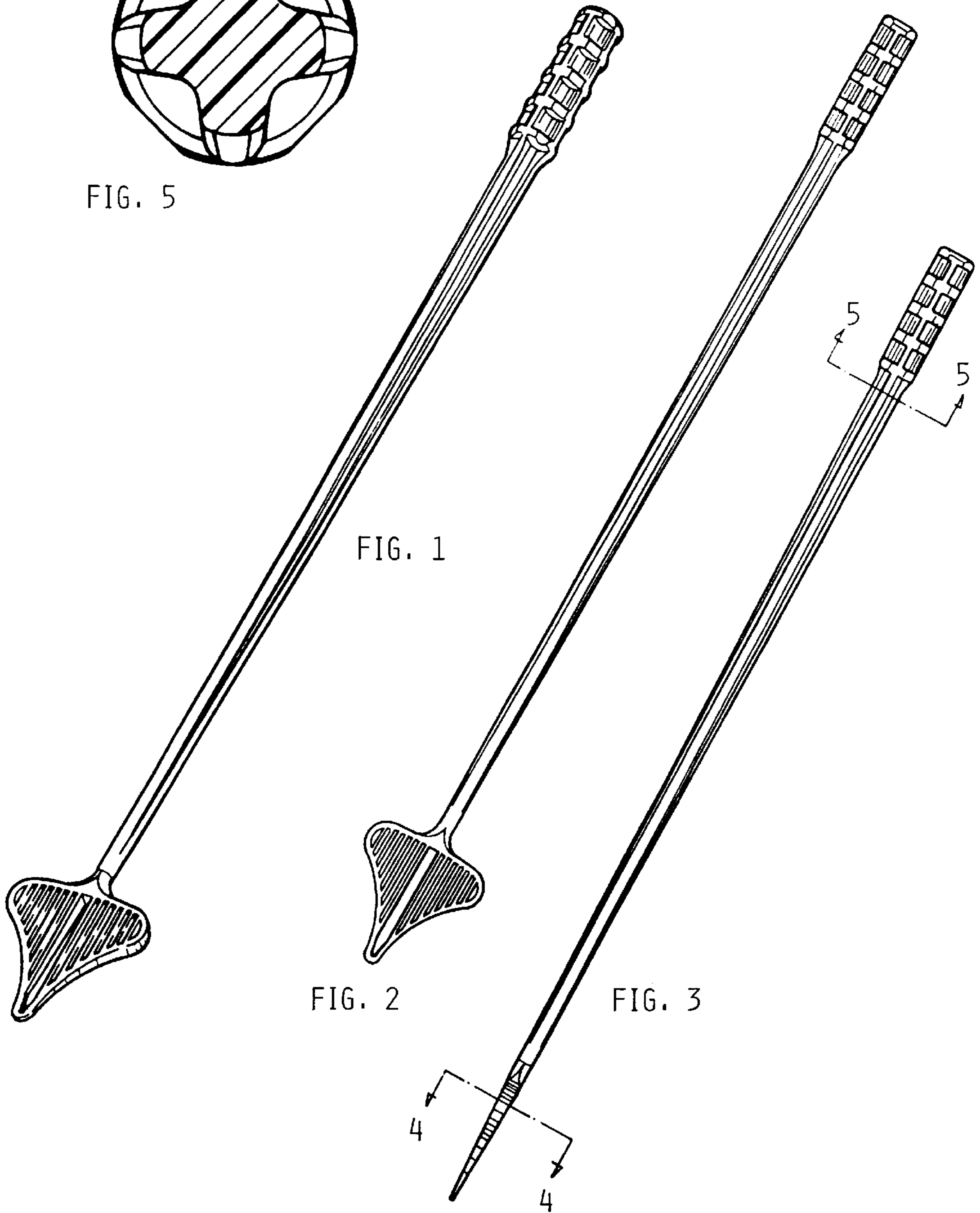


FIG. 1

FIG. 2

FIG. 3