



US00D428972S

United States Patent [19] Spangler

[11] Patent Number: **Des. 428,972**

[45] Date of Patent: **** Aug. 1, 2000**

[54] FAUCET SPOUT

[75] Inventor: **Anthony G. Spangler**, Greensburg, Ind.

[73] Assignee: **Masco Corporation of Indiana**, Indianapolis, Ind.

[**] Term: **14 Years**

[21] Appl. No.: **29/117,258**

[22] Filed: **Jan. 21, 2000**

[51] LOC (7) Cl. **23-01**

[52] U.S. Cl. **D23/255**

[58] Field of Search D23/238-243,
D23/250-258; 4/675-678; 137/801

[56] References Cited

U.S. PATENT DOCUMENTS

D. 141,349	5/1945	Stanitz	D23/243
D. 276,259	11/1984	Miller	D23/241
D. 318,906	8/1991	Spangler	.	
D. 320,645	10/1991	Knapp et al.	.	
D. 321,750	11/1991	Spangler	.	
D. 327,944	7/1992	Stairs, Jr. et al.	D23/255
D. 339,853	9/1993	Higgins et al.	D23/255
D. 350,390	9/1994	Bollenbacher	D23/255
D. 352,095	11/1994	Bollenbacher	D23/255
D. 363,536	10/1995	Hill et al.	.	
D. 363,766	10/1995	Hill et al.	.	
D. 364,218	11/1995	Hill et al.	.	
D. 364,219	11/1995	Hill et al.	.	
D. 364,220	11/1995	Hill et al.	.	
D. 366,099	1/1996	Hill et al.	.	
D. 366,517	1/1996	Doughty et al.	D23/242
D. 367,701	3/1996	Hill et al.	.	
D. 367,920	3/1996	Hill et al.	.	
D. 373,815	9/1996	Chaney	D23/241
D. 374,478	10/1996	Doughty et al.	D23/242
D. 384,130	9/1997	Doughty et al.	D23/241
D. 396,268	7/1998	Snyder	D23/255
D. 398,963	9/1998	Donahue et al.	D23/255

D. 409,292 5/1999 Hyde et al. D23/255

OTHER PUBLICATIONS

Kohler K-500 Design Manual, from the examiner's collection; p. 76 Revival (item A); p. 33 Coralais (item F), Dec. 1990.

American Standard Catalog, from the examiner's collection; p. K-8 Cadet Prestige Two Handle Kitchen Faucet; p. L-2 Amarilis Two Handle Bar Sink Faucet; p. L-10 Cadet Two Handle Laundry Faucet, Dec. 1992.

Sterling Plumbing Group single spec sheet, from the examiner's collection, Twin Handle Washerless Exposed Deck Kitchen Faucet Trademark Collection, Dec. 1993.

Sterling Faucet Catalog, from the examiner's collection, pp. 14 and 15, Motif Kitchen Faucets, Dec. 1994.

Primary Examiner—Louis S. Zarfes

Assistant Examiner—Greg Andoll

Attorney, Agent, or Firm—Myron B. Kapustij; Lloyd D. Doigan

[57] CLAIM

The ornamental design for a faucet spout, as shown and described.

DESCRIPTION

FIG. 1 is a front perspective view of the faucet spout showing my new design;

FIG. 2 is a rear perspective view thereof;

FIG. 3 is a left side elevational view thereof, the right side being a mirror image;

FIG. 4 is a top plan view thereof;

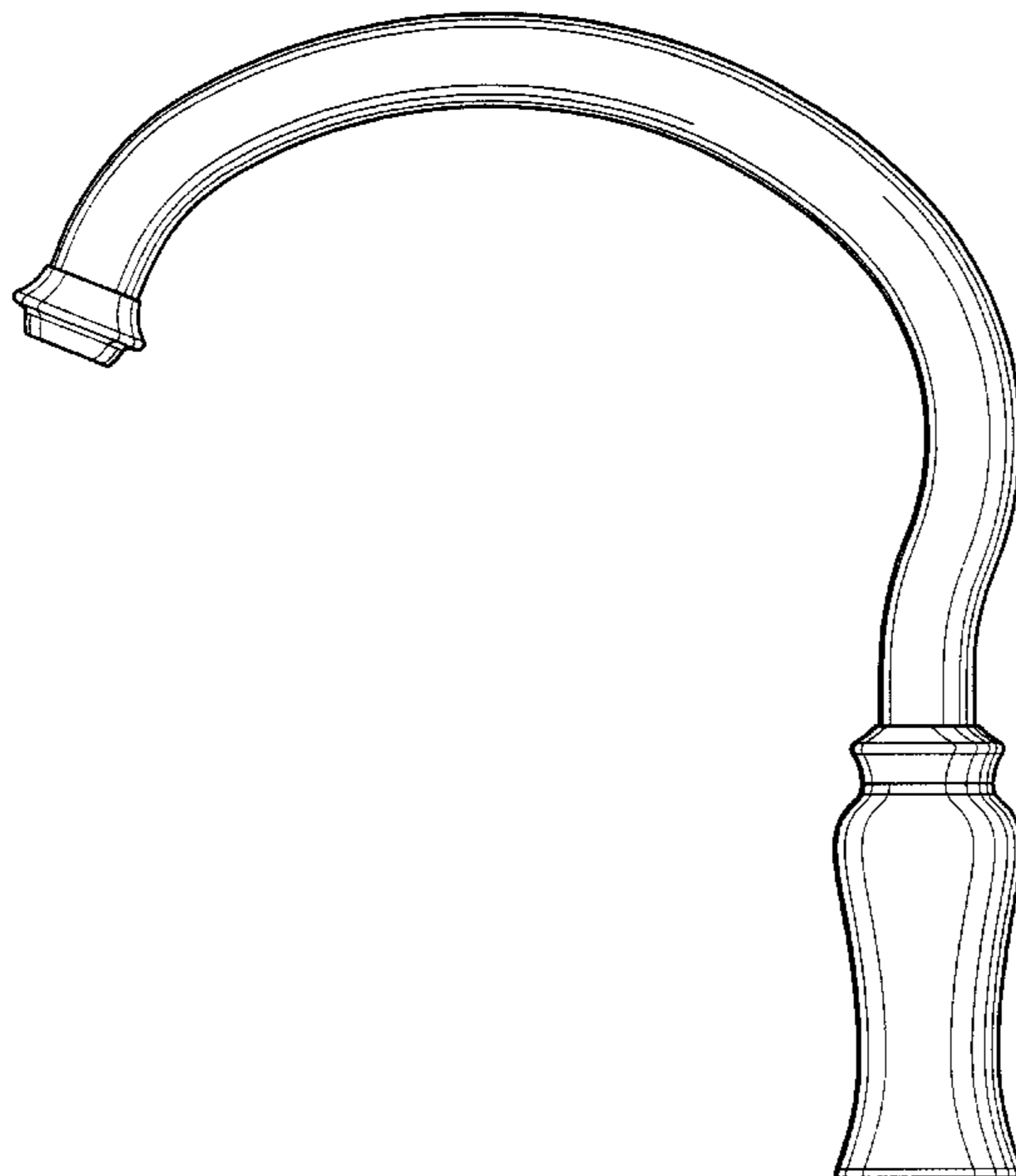
FIG. 5 is a front elevational view thereof;

FIG. 6 is a rear elevational view thereof; and,

FIG. 7 is a bottom plan view thereof.

The broken line showing of the bottom of the base in FIG. 1 is for purposes of illustration only and forms no part of the claimed design.

1 Claim, 3 Drawing Sheets



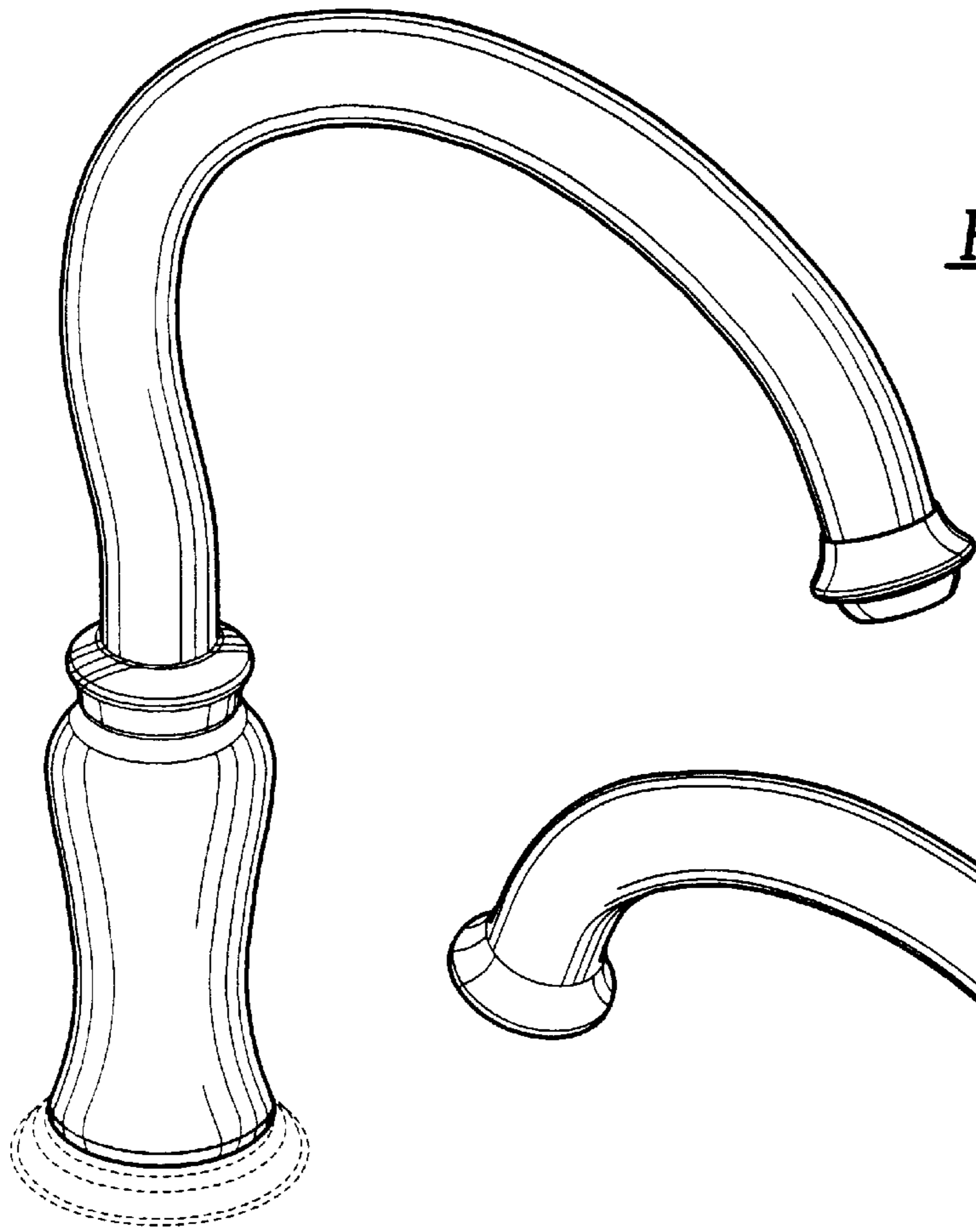


Fig-1

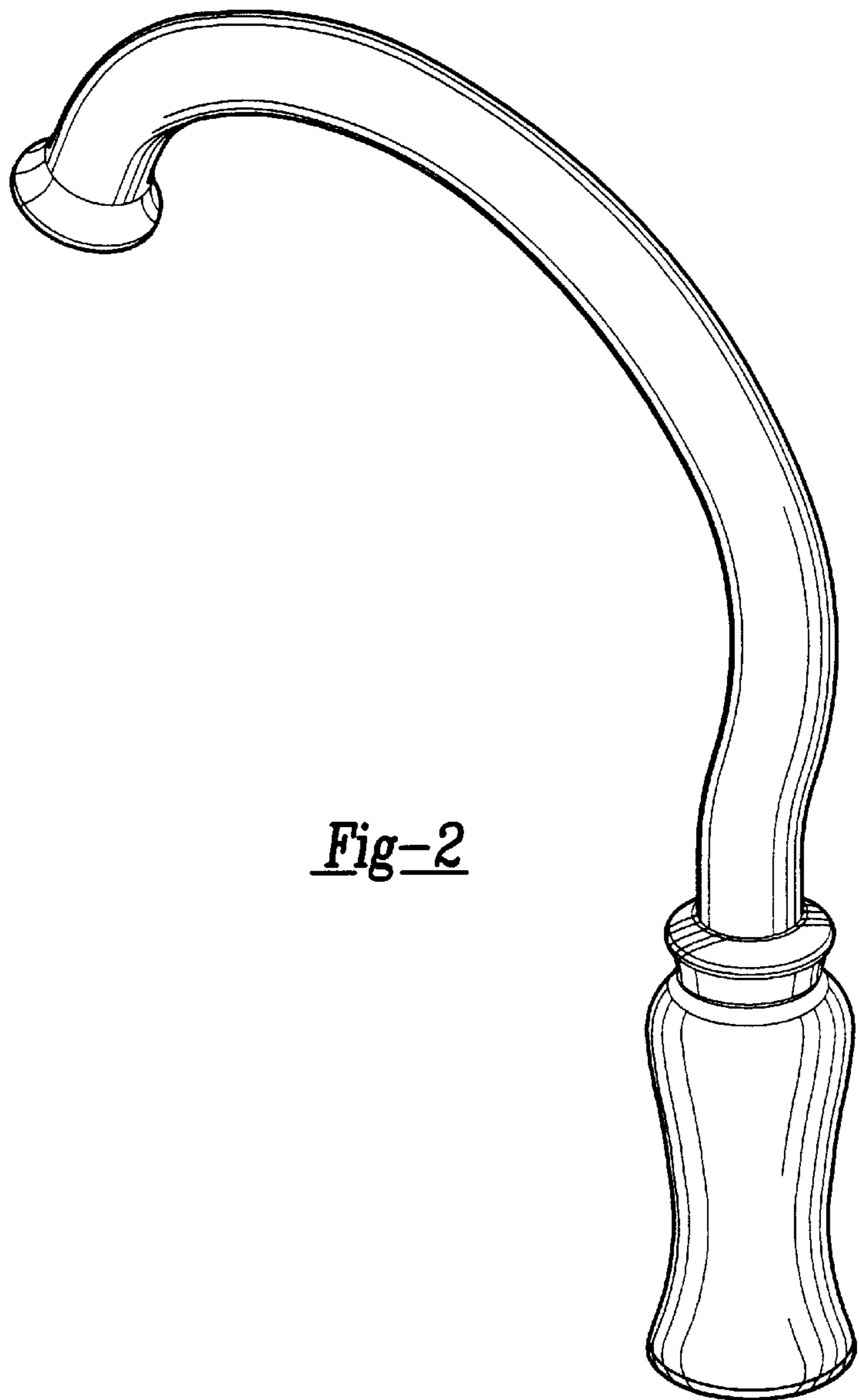


Fig-2

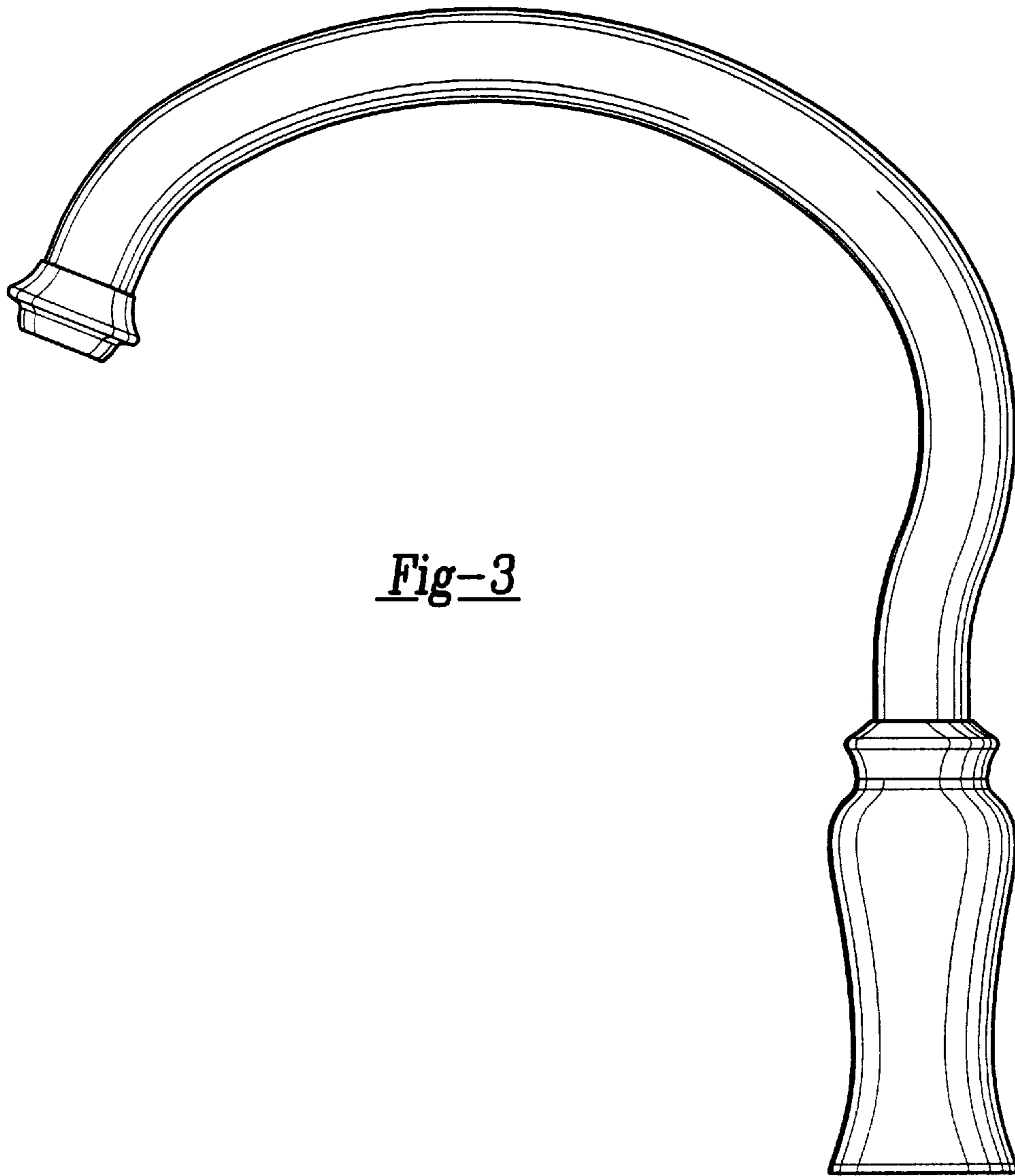


Fig-3



Fig-4

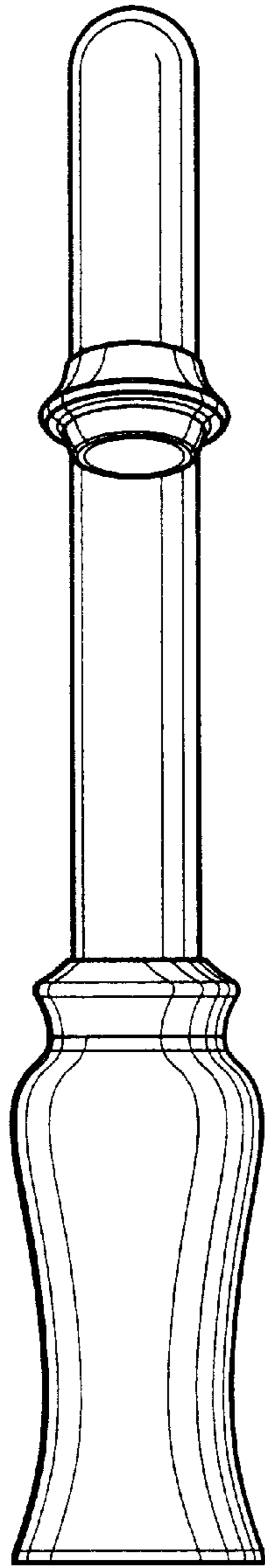


Fig-5

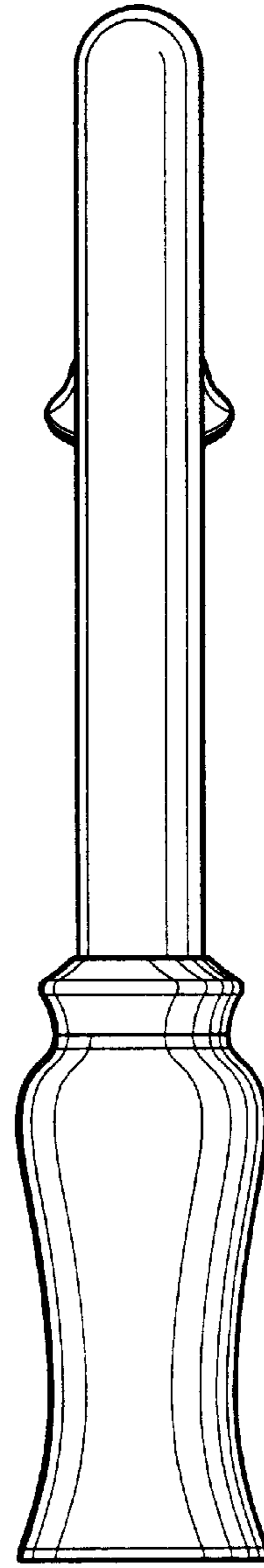


Fig-6




Fig-7