



US00D428970S

United States Patent [19] Lord

[11] **Patent Number: Des. 428,970**

[45] **Date of Patent: ** *Aug. 1, 2000**

[54] **PULL-OUT SPOUT FAUCET BODY**

[75] Inventor: **Judd A. Lord**, Carmel, Ind.

[73] Assignee: **Masco Corporation of Indiana**, Indianapolis, Ind.

[*] Notice: This patent is subject to a terminal disclaimer.

[**] Term: **14 Years**

[21] Appl. No.: **29/094,543**

[22] Filed: **Oct. 5, 1998**

[51] **LOC (7) Cl.** **23-01**

[52] **U.S. Cl.** **D23/255**

[58] **Field of Search** D23/238-243, D23/250-257; 4/675-628; 137/801

[56] **References Cited**

U.S. PATENT DOCUMENTS

- D. 213,874 4/1969 Landell .
- D. 219,779 1/1971 Tiller .
- D. 290,492 6/1987 Hill et al. .
- D. 290,992 7/1987 Hill et al. .
- D. 291,117 7/1987 Ryan .
- D. 293,601 1/1988 Hill et al. .
- D. 323,877 2/1992 Haug et al. .
- D. 331,796 12/1992 Spangler .
- D. 352,766 11/1994 Hill et al. .
- D. 360,931 8/1995 Mark et al. .
- D. 363,536 10/1995 Hill et al. .
- D. 364,211 11/1995 Hill et al. .
- D. 364,218 11/1995 Hill et al. .
- D. 364,219 11/1995 Hill et al. .
- D. 364,220 11/1995 Hill et al. .

- D. 366,099 1/1996 Hill et al. .
- D. 367,697 3/1996 Haug et al. .
- D. 367,699 3/1996 Hill et al. .
- D. 367,701 3/1996 Hill et al. .
- D. 367,920 3/1996 Hill et al. .
- D. 368,764 4/1996 Hill et al. .
- D. 368,958 4/1996 Hill et al. .
- D. 388,156 12/1997 Hill et al. .
- D. 399,927 10/1998 Doughty et al. D23/255

OTHER PUBLICATIONS

Delta Full Line Catalog, pp 4, 5, 1994.
Delta Catalog, "The Way Water is Brought to Life", 2 pages, 1991.

Primary Examiner—Eric Watterson
Attorney, Agent, or Firm—Myron B. Kapustij; Lloyd D. Doigan

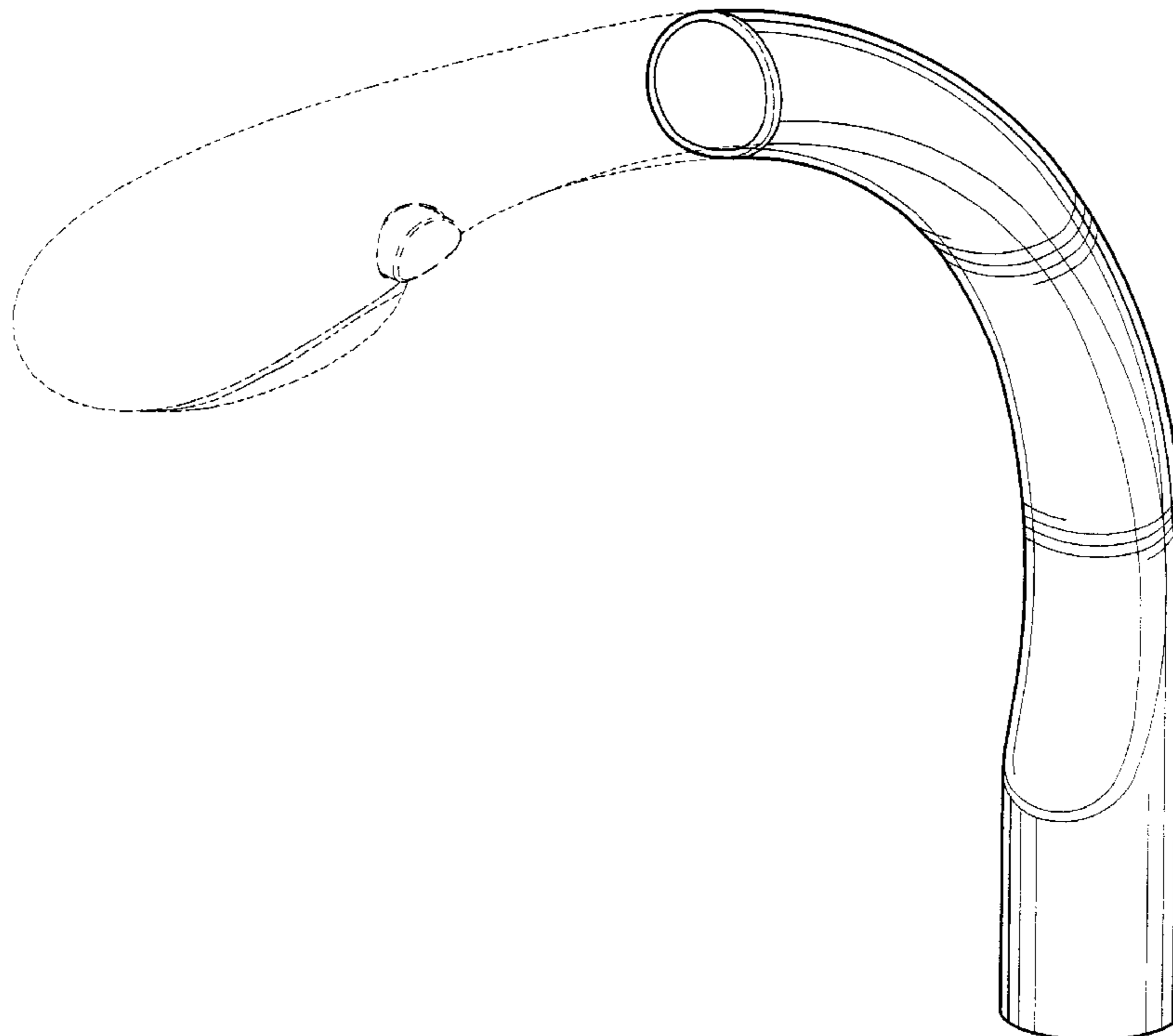
[57] **CLAIM**

The ornamental design for a pull-out spout faucet body, as shown and described.

DESCRIPTION

FIG. 1 is a perspective view of a pull-out spout faucet body showing my new design;
FIG. 2 is a front elevational view thereof;
FIG. 3 is a top plan view thereof;
FIG. 4 is a right side elevational view thereof, the left side being a mirror image;
FIG. 5 is a rear elevational view thereof; and,
FIG. 6 is a bottom plan view thereof.
The broken line showing of a pull-out spout in FIG. 1 is for purposes of illustration only and forms no part of the claimed design.

1 Claim, 3 Drawing Sheets



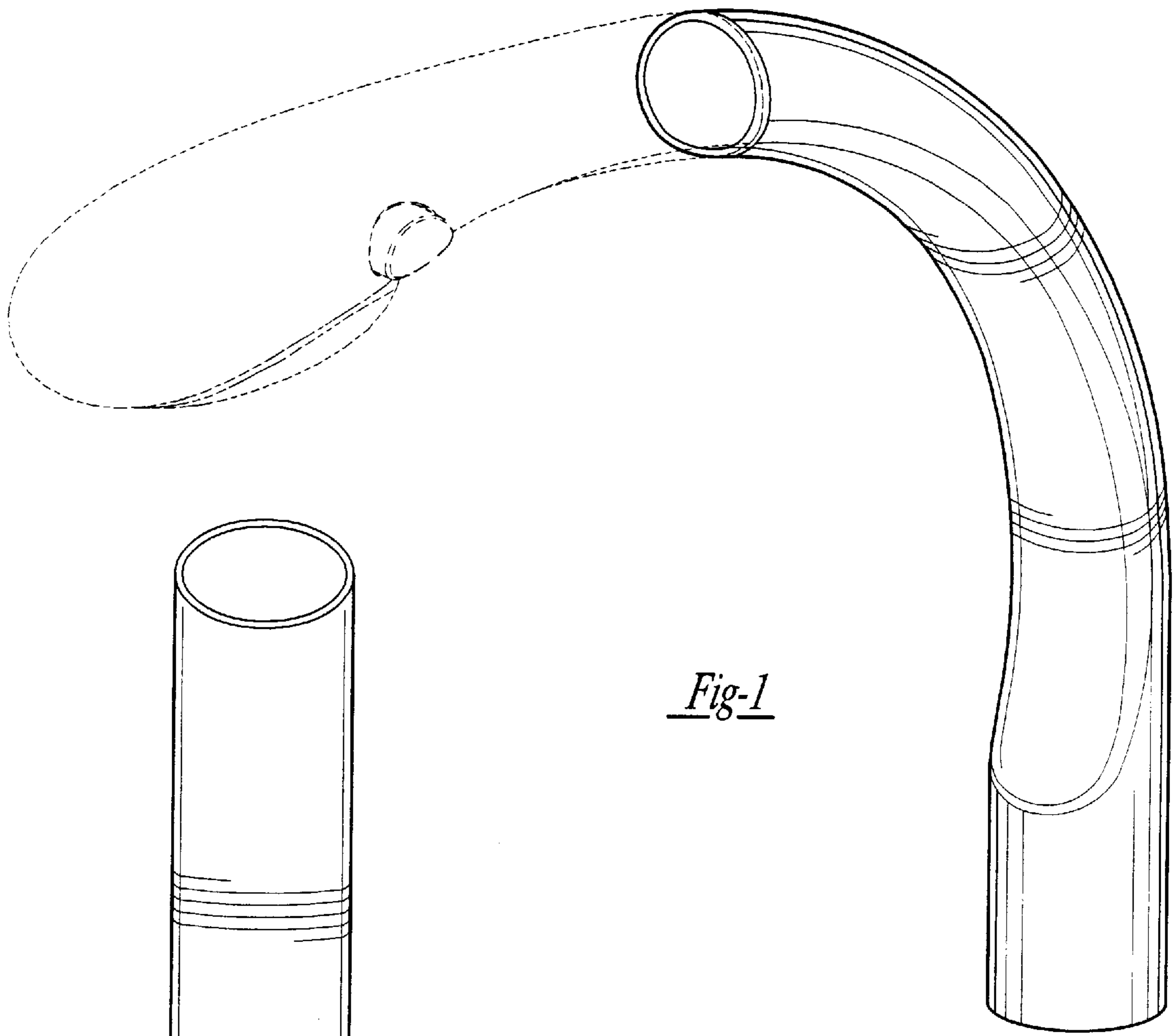


Fig-1




Fig-2




Fig-3

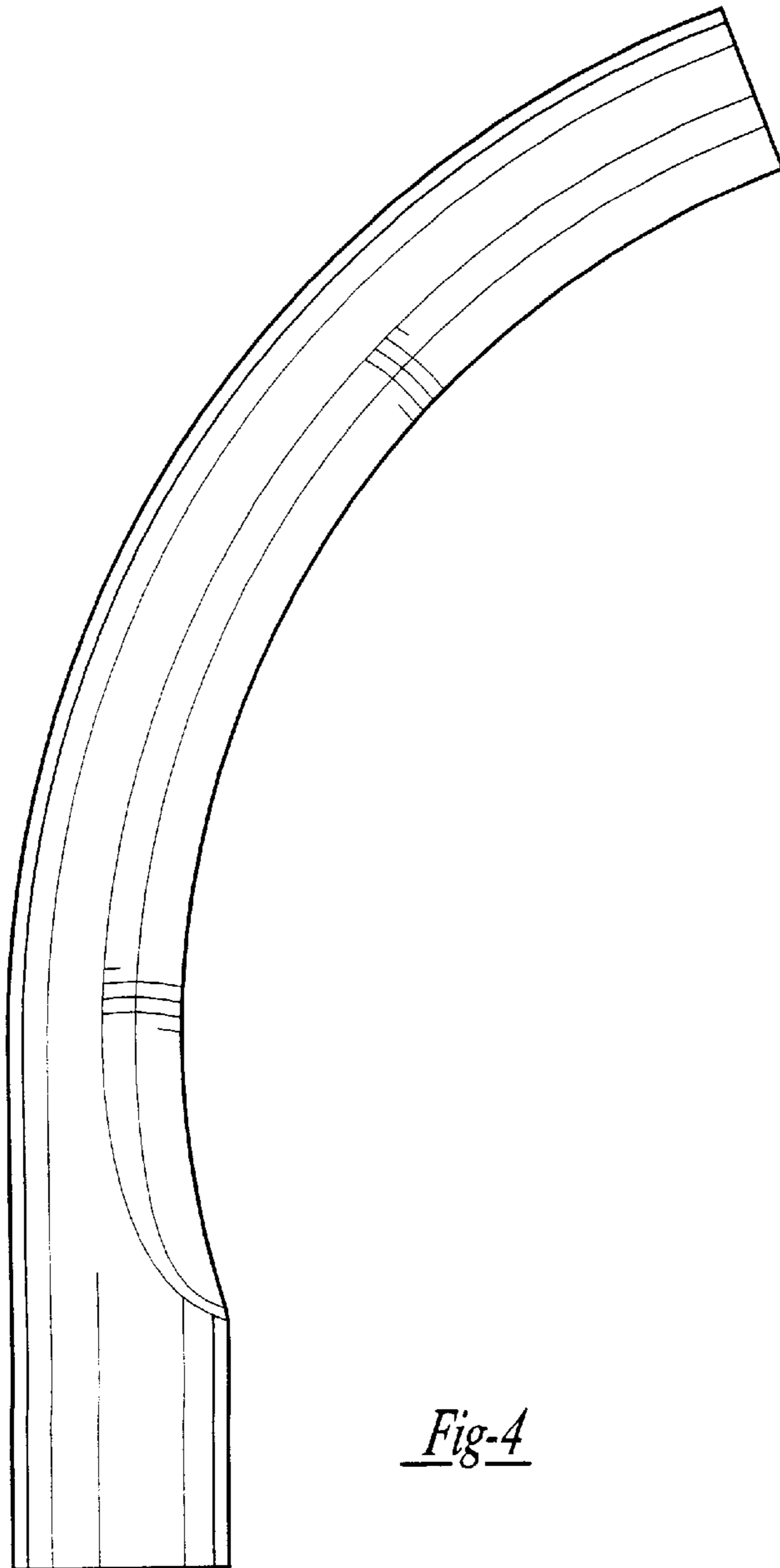


Fig-4




Fig-5




Fig-6