



US00D428959S

United States Patent [19]

Addleman

[11] Patent Number: **Des. 428,959**

[45] Date of Patent: **** Aug. 1, 2000**

[54] SLIDE

D. 367,309 2/1996 Van Huystee D21/818
D. 380,248 6/1997 Morris D21/820

[75] Inventor: **Keith A. Addleman**, Hillsdale, Mich.

Primary Examiner—Mitchell Siegel
Attorney, Agent, or Firm—Young & Basile, P.C.

[73] Assignee: **The Shane Group, Inc.**, Hillsdale, Mich.

[**] Term: **14 Years**

[57] CLAIM

The ornamental design for a slide, substantially as shown and described.

[21] Appl. No.: **29/114,324**

[22] Filed: **Nov. 23, 1999**

DESCRIPTION

[51] LOC (7) Cl. **21-03**

[52] U.S. Cl. **D21/820**

[58] Field of Search D21/818-822;
472/116, 117; 482/35, 36

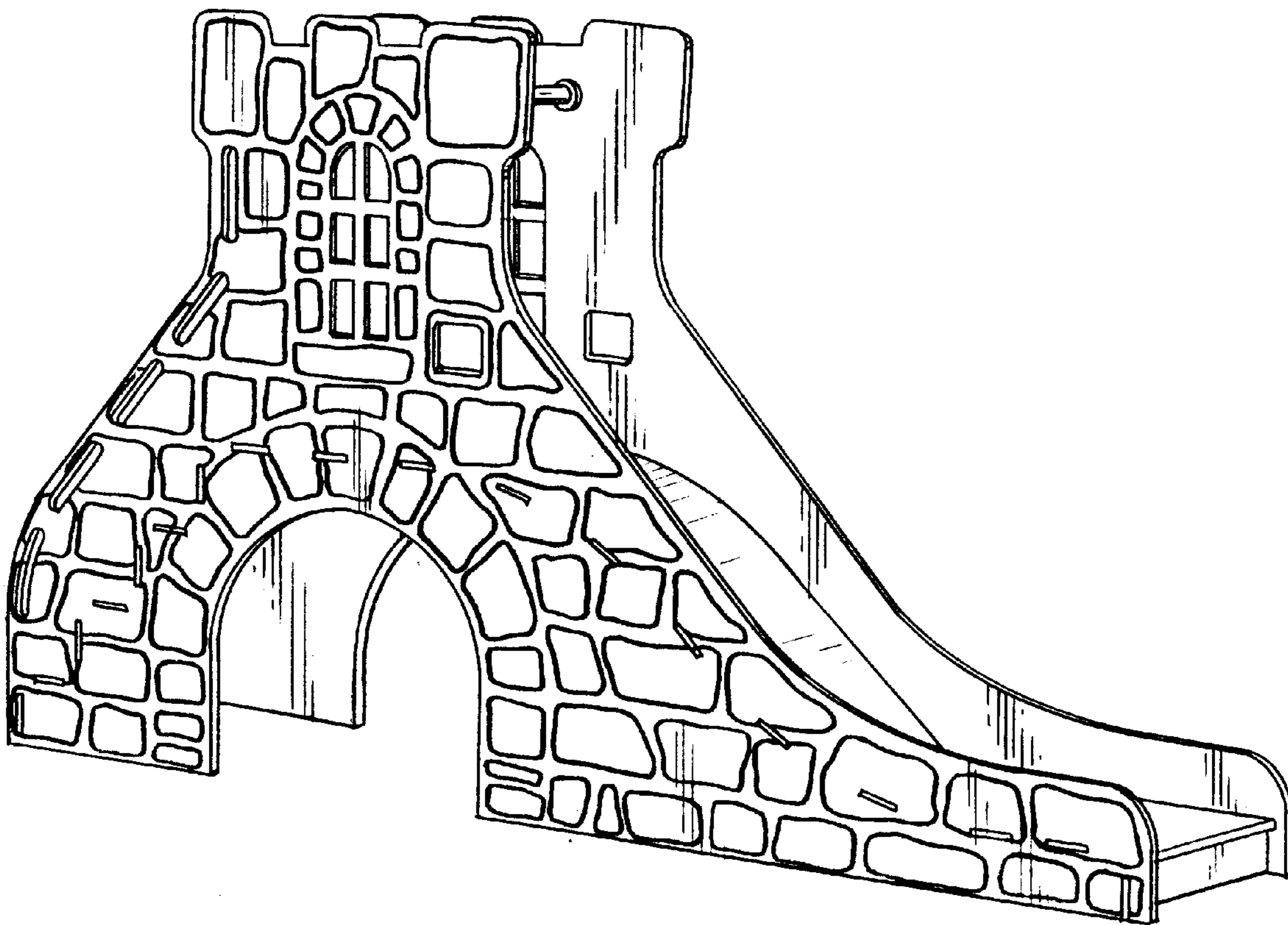
FIG. 1 is a perspective view of a slide in accord with my new design,
FIG. 2 is a side elevational view of my design, the opposite side being the mirror image thereof,
FIG. 3 is a front elevational view as taken from the right of FIG. 2,
FIG. 4 is a rear elevational view as taken from the left of FIG. 2, and,
FIG. 5 is a top plan view of my slide in accord with my invention.

[56] References Cited

U.S. PATENT DOCUMENTS

D. 207,105 3/1967 Gale D21/818
D. 217,486 5/1970 McHugh D21/820
D. 294,378 2/1988 Spirk, Jr. et al. D21/820
D. 321,922 11/1991 Basore et al. D21/820

1 Claim, 2 Drawing Sheets



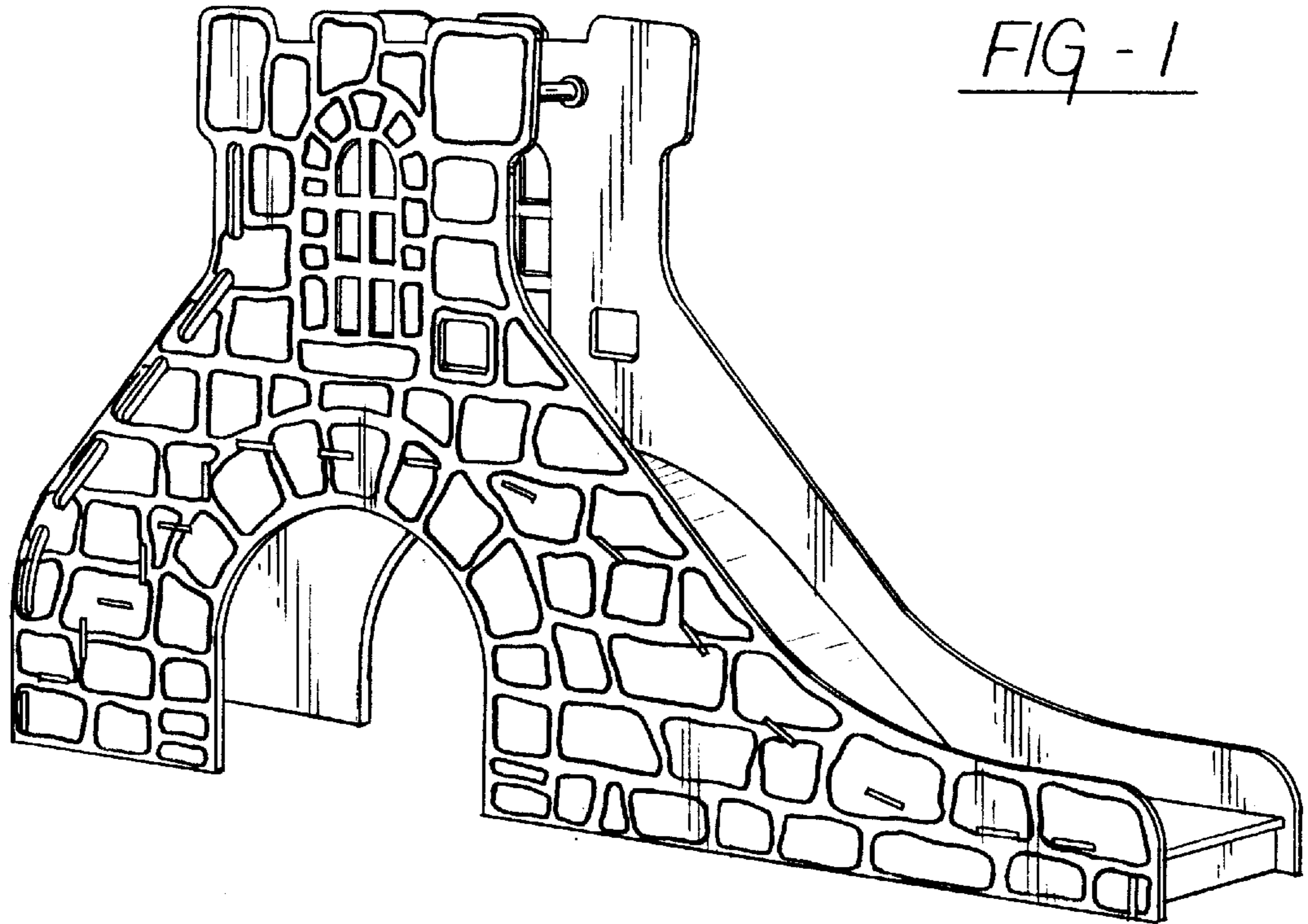


FIG - 1




FIG - 2




FIG - 3

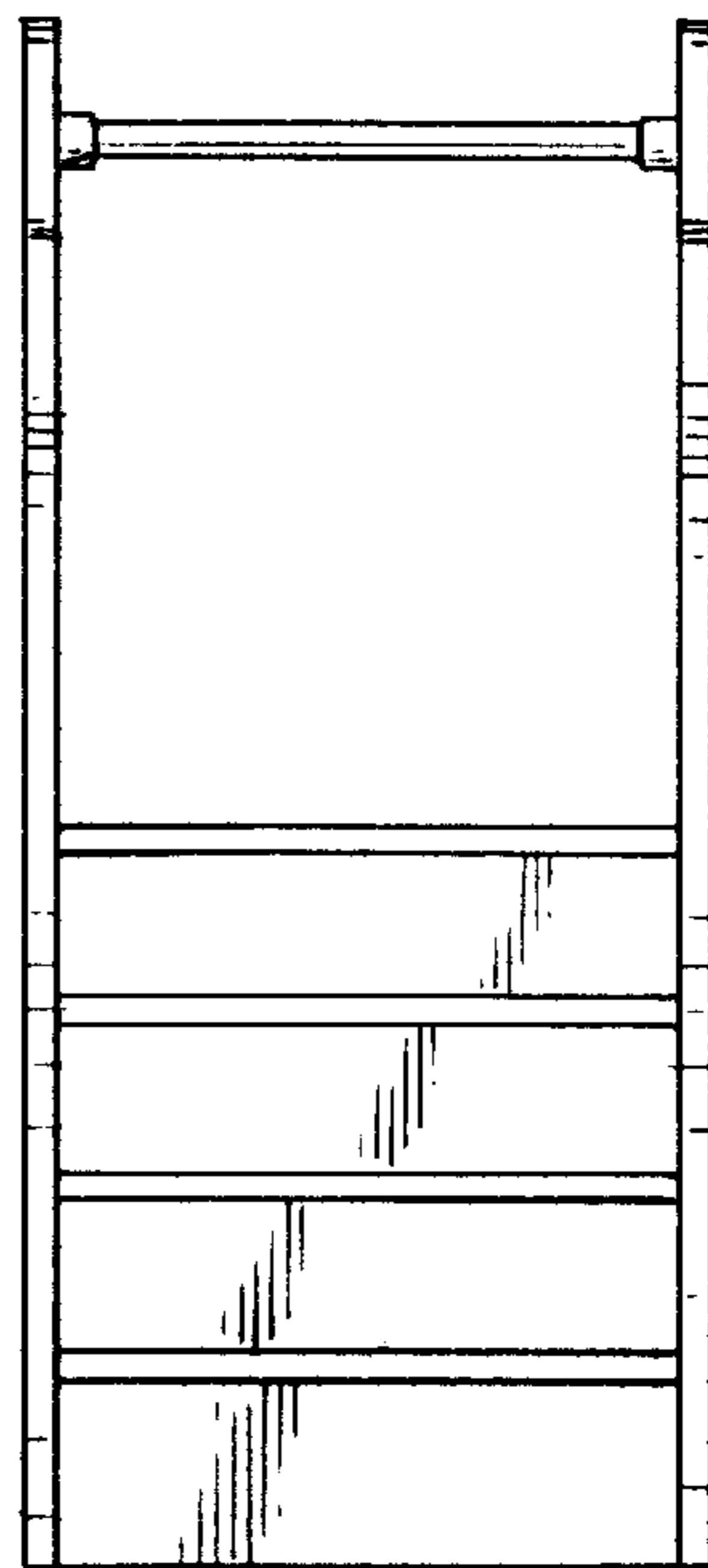


FIG - 4

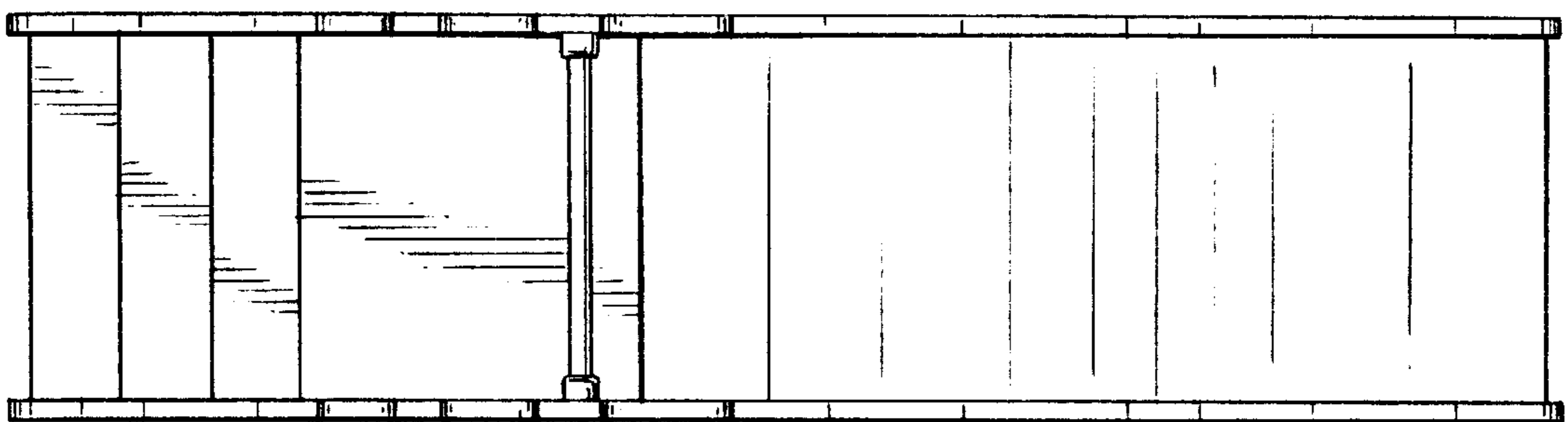


FIG - 5