



US00D428946S

United States Patent [19] Boorstein

[11] **Patent Number: Des. 428,946**

[45] **Date of Patent: ** Aug. 1, 2000**

[54] **HAND AND WRIST EXERCISER**
[76] Inventor: **Michael Boorstein**, 45 Laural Grove
Dr., Kentfield, Calif. 94904
[**] Term: **14 Years**

3,741,539 6/1973 Hutchins et al. .
4,193,593 3/1980 Wilson 482/93
4,316,531 2/1982 Spence 482/93
4,351,527 9/1982 Crisp, Jr. .
4,643,417 2/1987 Nieman 482/45
5,284,458 2/1994 Perry et al. 482/49

[21] Appl. No.: **29/098,759**
[22] Filed: **Jan. 5, 1999**

Primary Examiner—Philip S. Hyder
Attorney, Agent, or Firm—Townsend and Townsend and
Crew LLP

[51] **LOC (7) Cl.** **21-02**
[52] **U.S. Cl.** **D21/679; D21/604**
[58] **Field of Search** D21/662, 679,
D21/684; 482/44, 45, 49, 106, 107, 108,
109, 148, 91, 92; D8/14, 107, 303

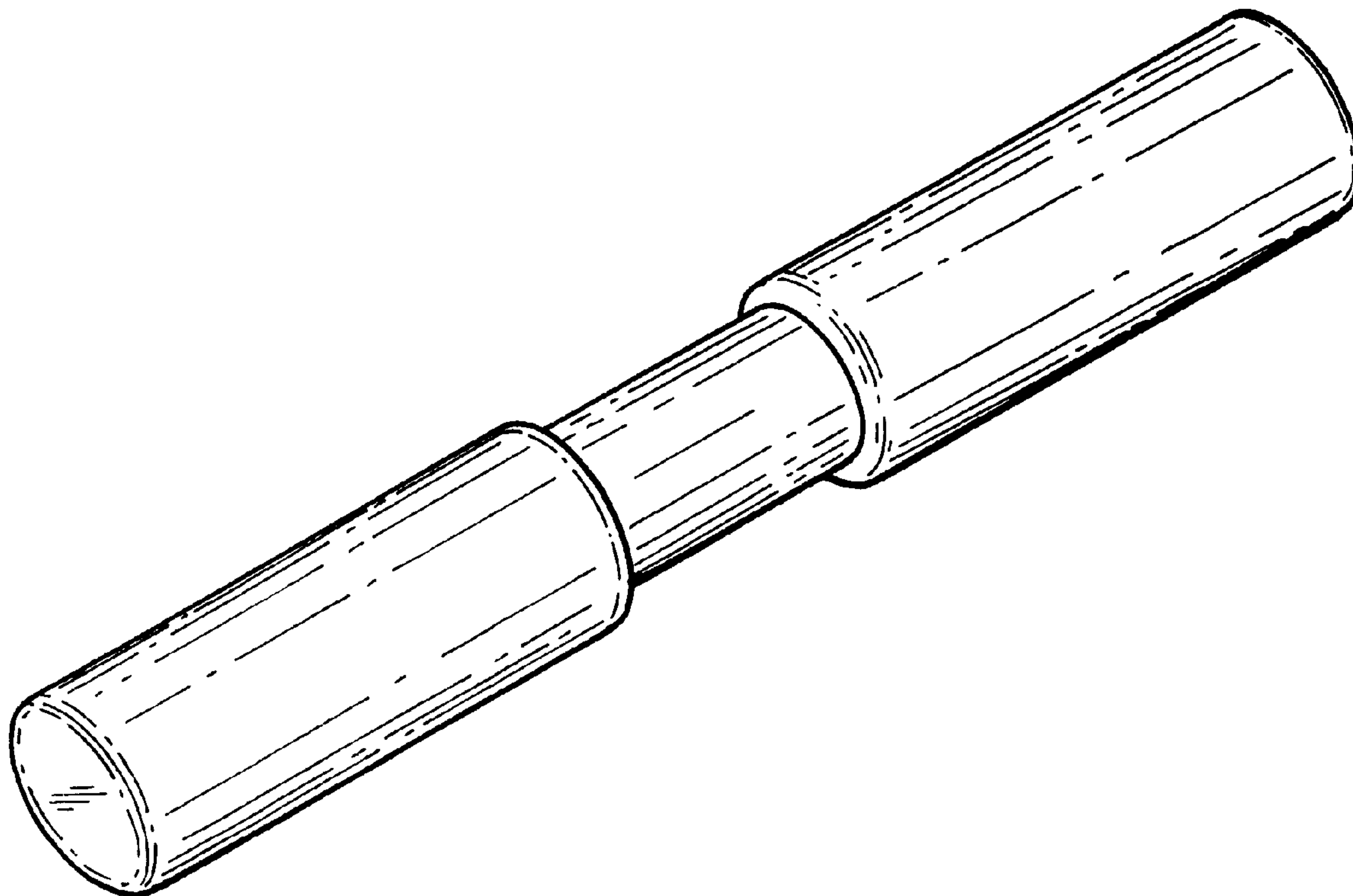
[57] **CLAIM**
The ornamental design for a hand and wrist exerciser, as
shown and described.

[56] **References Cited**
U.S. PATENT DOCUMENTS
D. 285,329 8/1986 Boettger, Jr. D21/684
D. 313,827 1/1991 Smith D21/684
D. 358,856 5/1995 Boettger, Jr. D21/684
3,006,646 10/1961 Nanni 482/45
3,084,547 4/1963 Nielsen 482/45

DESCRIPTION

FIG. 1 is a longitudinal perspective view of my new design;
FIG. 2 is a side elevational view from any side of said
design; and,
FIG. 3 is an end elevational view of said design from either
end.

1 Claim, 1 Drawing Sheet



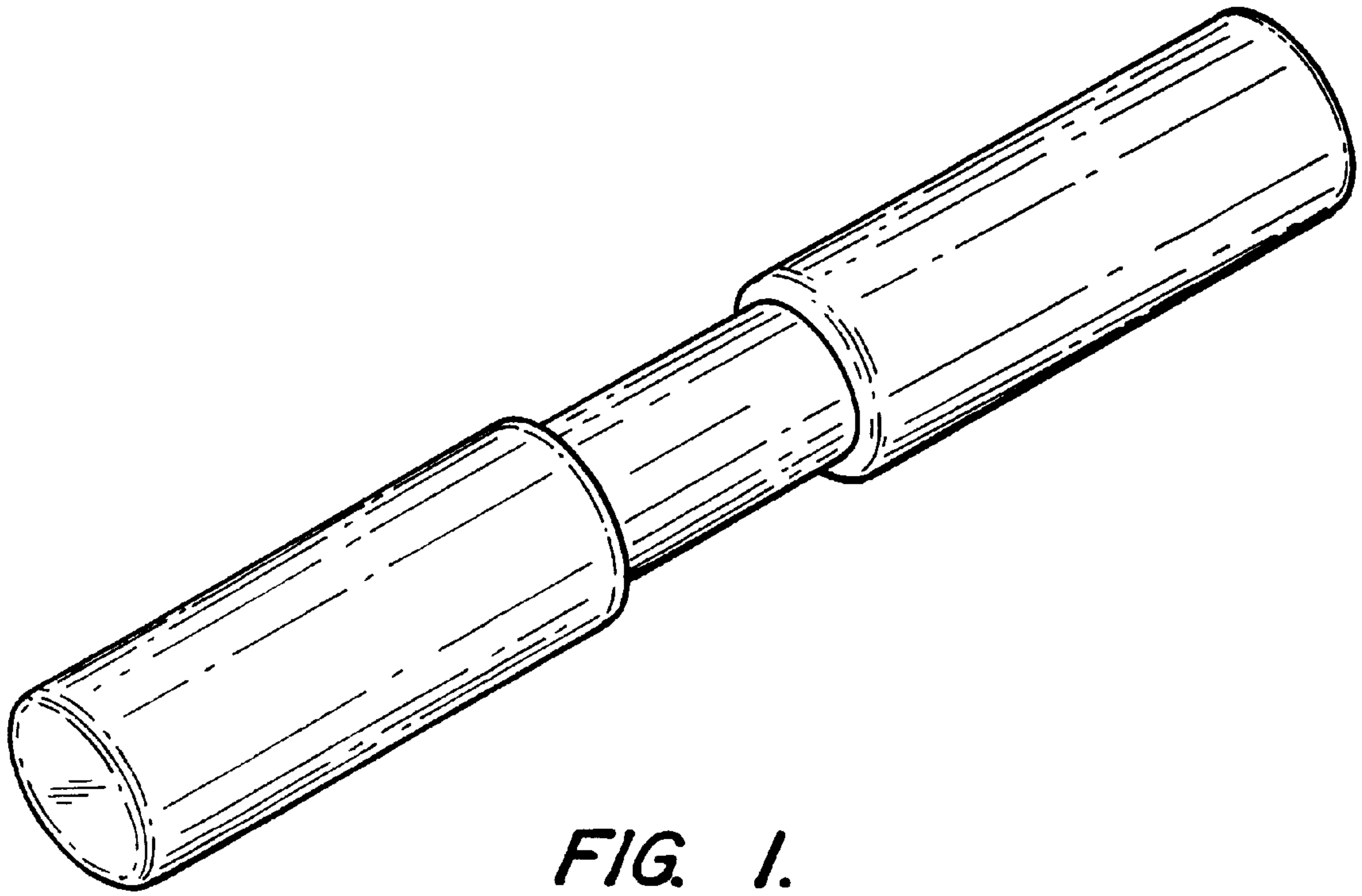


FIG. 1.




FIG. 2.

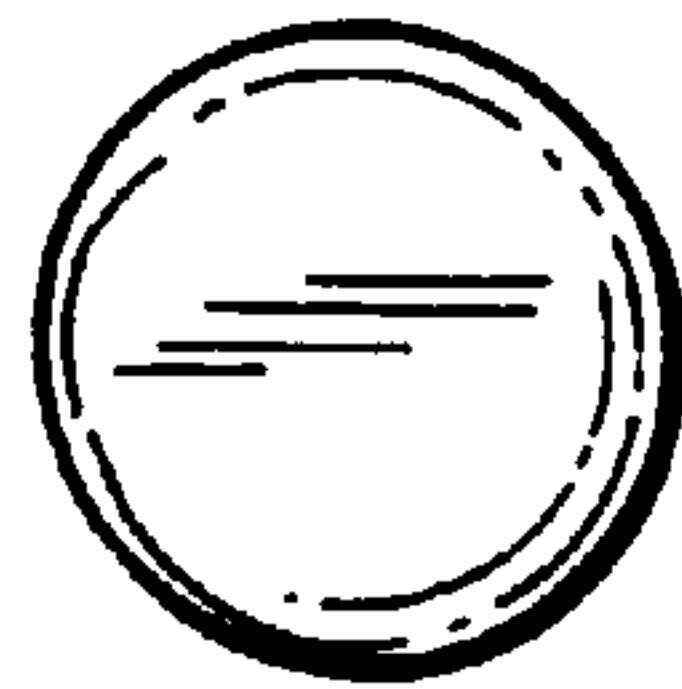


FIG. 3.