



US00D42889S

# United States Patent [19] Chen

[11] **Patent Number: Des. 428,889**

[45] **Date of Patent: \*\* Aug. 1, 2000**

[54] **KEYBOARD**

D. 362,432 9/1995 Paull et al. .... D14/393  
D. 399,838 10/1998 Tsai ..... D14/393

[75] Inventor: **Tao Kuan Chen**, Taipei Hsien, Taiwan

[73] Assignee: **Chicony Electronics Co., Ltd.**, Taipei Hsien, Taiwan

*Primary Examiner*—Freda Nunn  
*Attorney, Agent, or Firm*—Rosenberg, Klein & Lee

[\*\*] Term: **14 Years**

[57] **CLAIM**

The ornamental design for a keyboard, as shown and described.

[21] Appl. No.: **29/111,877**

[22] Filed: **Oct. 7, 1999**

**DESCRIPTION**

[51] **LOC (7) Cl.** ..... **14-02**

FIG. 1 is the perspective view of a keyboard showing my new design;

[52] **U.S. Cl.** ..... **D14/393**

FIG. 2 is the front view thereof;

[58] **Field of Search** ..... D14/393, 394;  
D18/1, 2, 7; 178/17 A, 17 C; 235/145 A,  
145 R; 200/5 A, 5 R, 6 A, 6 R; 345/160,  
168; 341/22, 23; 364/708.1

FIG. 3 is the rear view thereof;

FIG. 4 is the left side view thereof;

FIG. 5 is the right side view thereof;

FIG. 6 is the top view thereof; and,


FIG. 7 is the bottom view thereof.

[56] **References Cited**

**U.S. PATENT DOCUMENTS**

D. 357,476 4/1995 Paull et al. .... D14/393

**1 Claim, 5 Drawing Sheets**



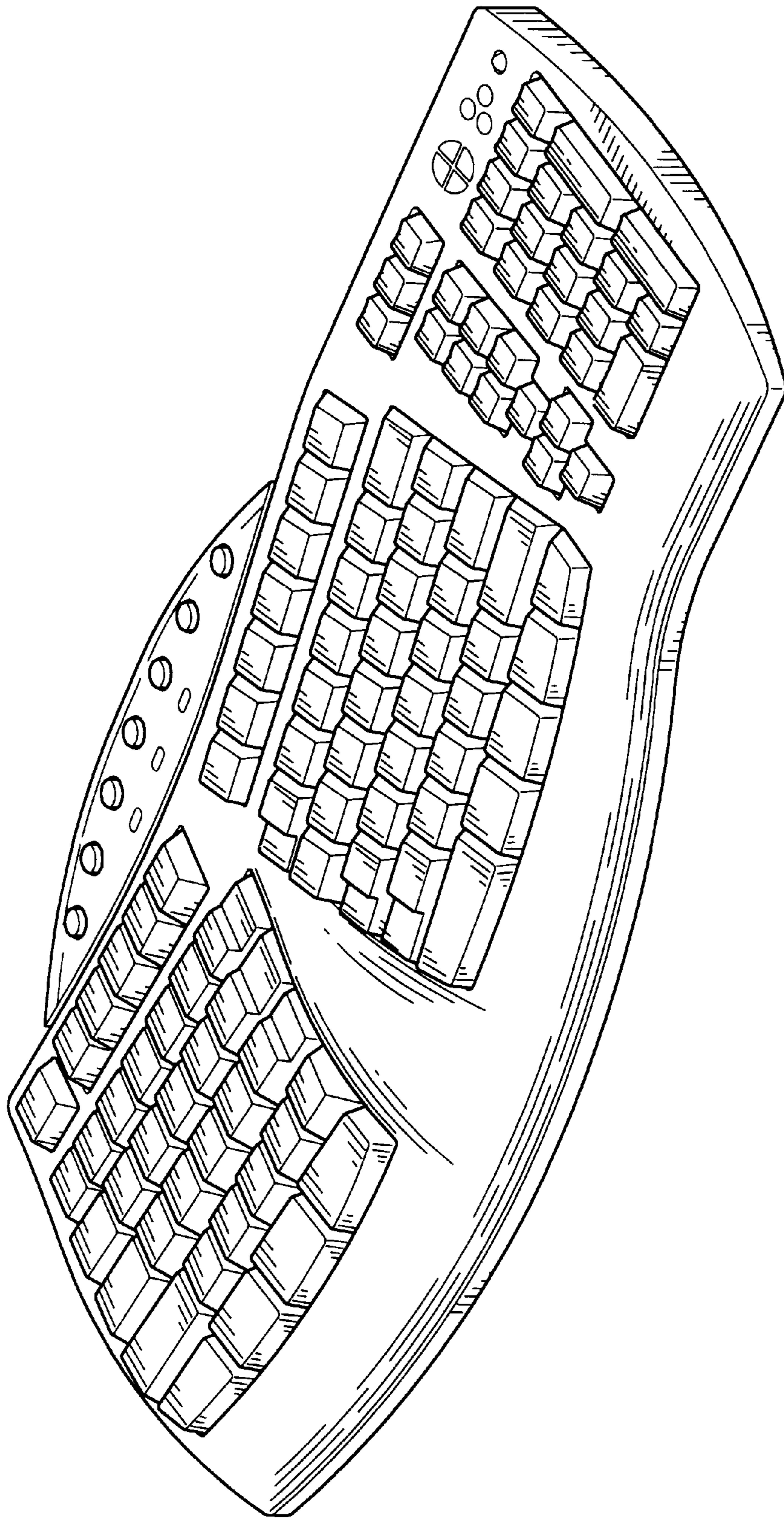


FIG. 1

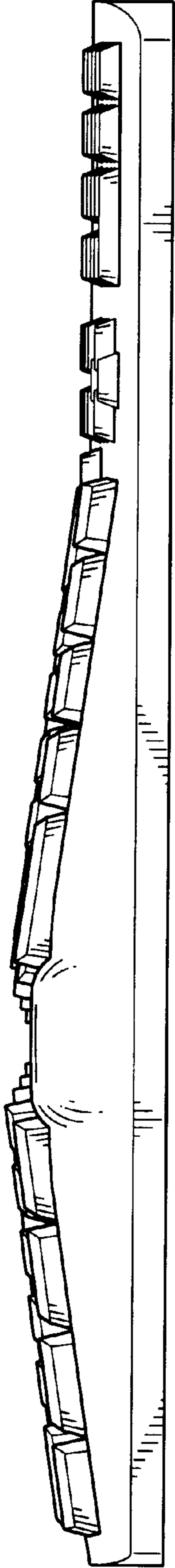


FIG. 2




FIG. 3




FIG. 4




FIG. 5

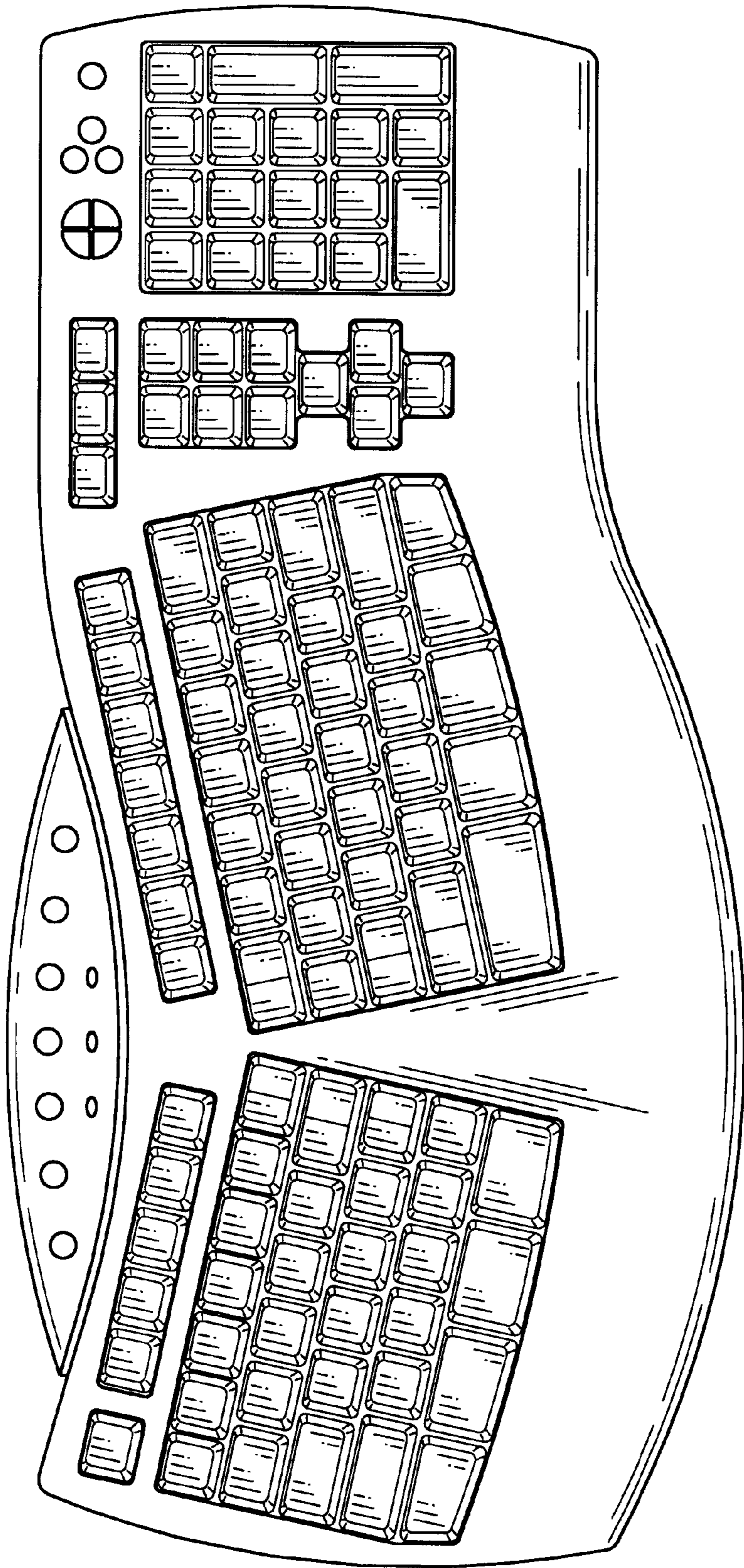


FIG. 6

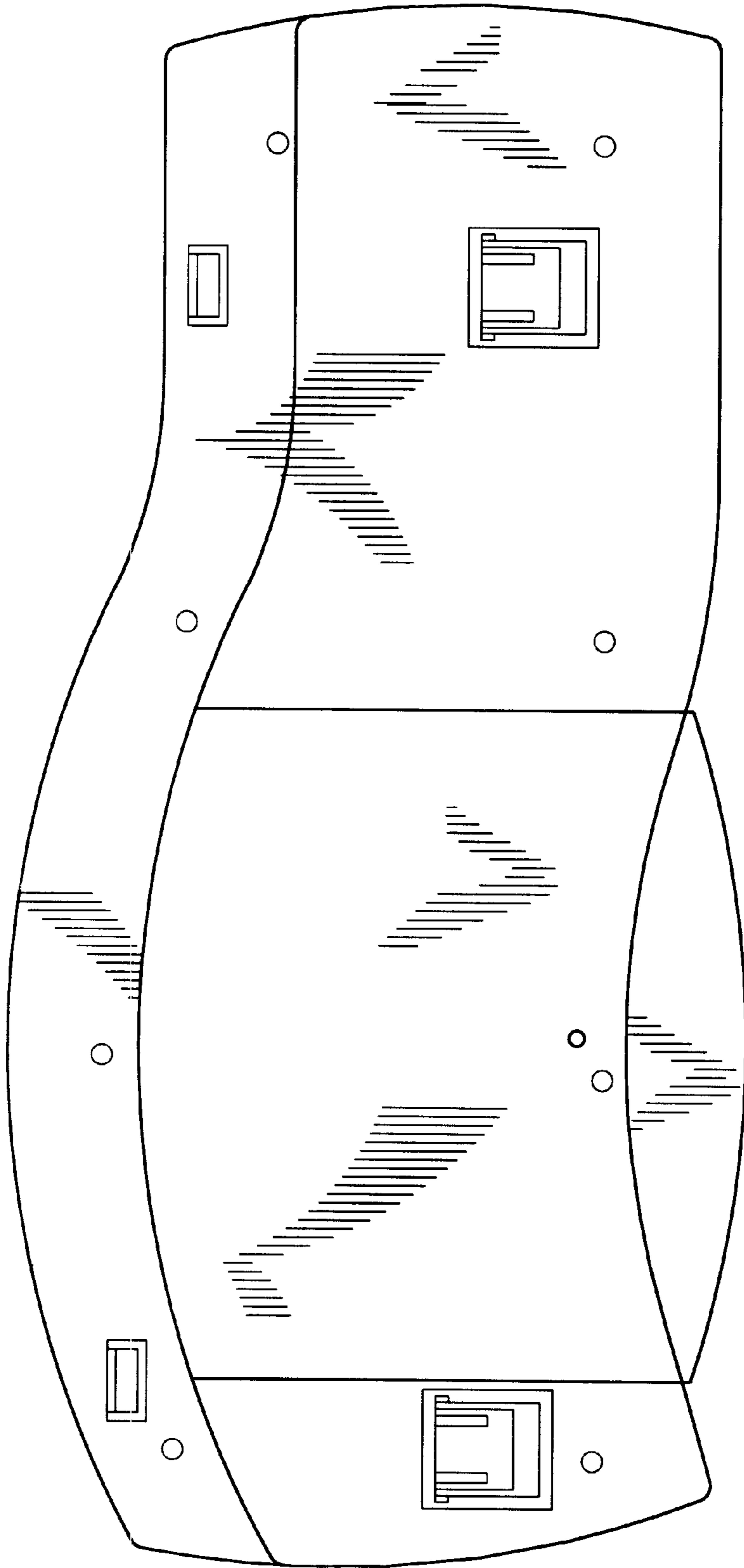


FIG. 7