



US00D428867S

# United States Patent [19] Komuta

[11] Patent Number: **Des. 428,867**

[45] Date of Patent: **\*\* Aug. 1, 2000**

[54] **CORDLESS PHONE**

[75] Inventor: **Yoshihiro Komuta**, Zama, Japan

[73] Assignee: **Casio Keisanki Kabushiki Kaisha**,  
Tokyo, Japan

[\*\*] Term: **14 Years**

[21] Appl. No.: **29/115,946**

[22] Filed: **Dec. 22, 1999**

[51] **LOC (7) Cl.** ..... **14-03**

[52] **U.S. Cl.** ..... **D14/138**

[58] **Field of Search** ..... D14/137, 138,  
D14/147-148, 247-248, 250, 240, 140-142;  
379/433, 434, 419, 420, 428, 440; 455/550-575,  
90

D. 412,329	7/1999	Banryu .....	D14/138
D. 413,325	8/1999	Lee .....	D14/138
D. 422,276	4/2000	Collins et al. ....	D14/138
5,952,814	9/1999	Lerberghe .....	320/108

### OTHER PUBLICATIONS

DoCoMo, Digital MOVA Advertisement (Japanese) showing F 203 telephone.

Norway Design Publication, Son.nr 950502, Jul. 4, 1995.  
International Bureau Design Publication, OM/036 831, Oct. 10, 1998.

*Primary Examiner*—Jeffrey Asch  
*Attorney, Agent, or Firm*—Frishauf, Holtz, Goodman,  
Langer & Chick, P.C.

### [57] CLAIM

The ornamental design for a cordless phone, as shown and described.

### [56] References Cited

#### U.S. PATENT DOCUMENTS

D. 347,005	5/1994	Suzuki .....	D14/138
D. 365,819	1/1996	Sawaguchi et al. ....	D14/138
D. 367,649	3/1996	Richards et al. ....	D14/138
D. 374,006	9/1996	Tattari .....	D14/138
D. 374,872	10/1996	Scianna, Sr. et al. ....	D14/138
D. 380,215	6/1997	Shimoda .....	D14/138
D. 380,750	7/1997	Sato et al. ....	D14/138
D. 390,558	2/1998	Park .....	D14/138
D. 392,635	3/1998	Chikuma .....	D14/138

### DESCRIPTION

FIG. 1 is a front elevational view of a cordless phone, showing my new design;

FIG. 2 is a rear elevational view thereof;

FIG. 3 is a top plan view thereof;

FIG. 4 is a bottom plan view thereof; and,

FIG. 5 is a right side elevational view thereof, the opposite side being a mirror image thereof.

**1 Claim, 2 Drawing Sheets**

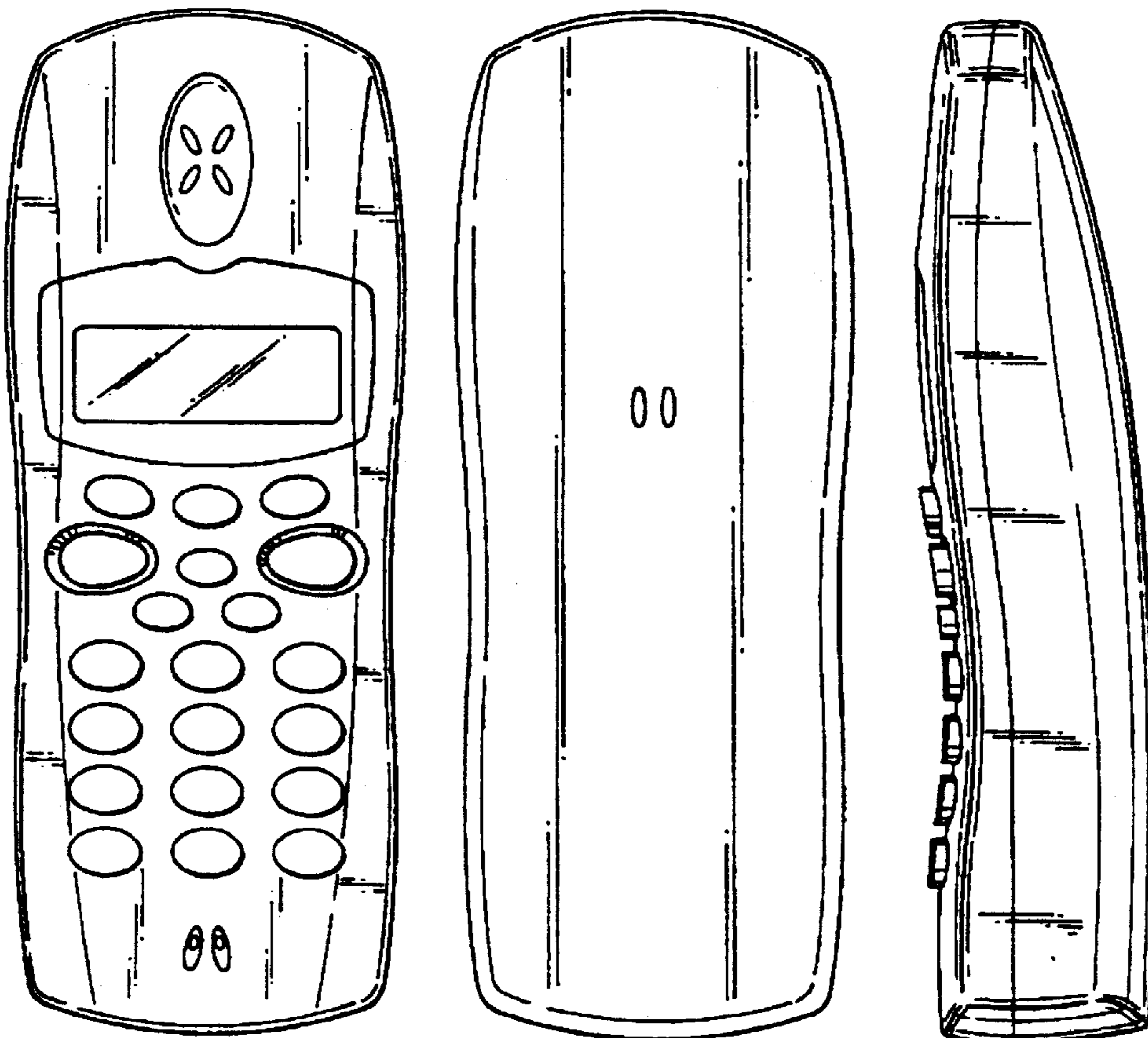


FIG. 1

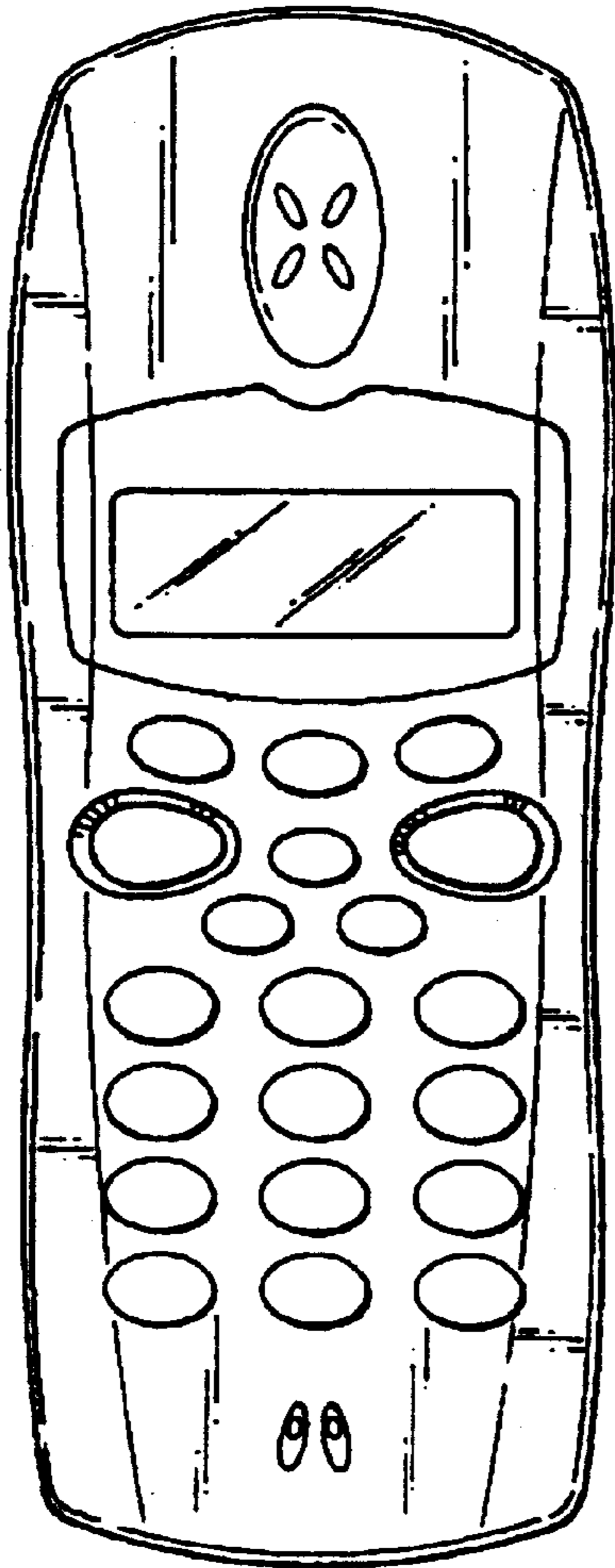


FIG. 2

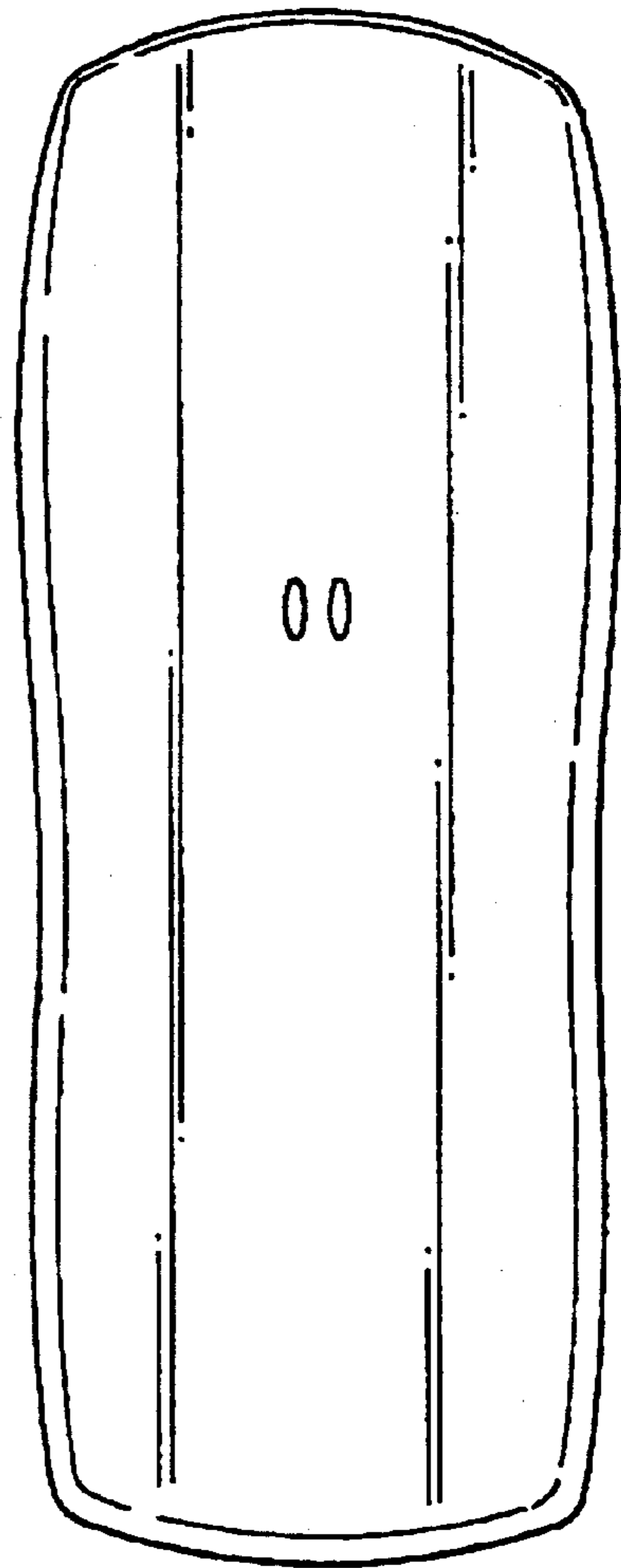


FIG. 3

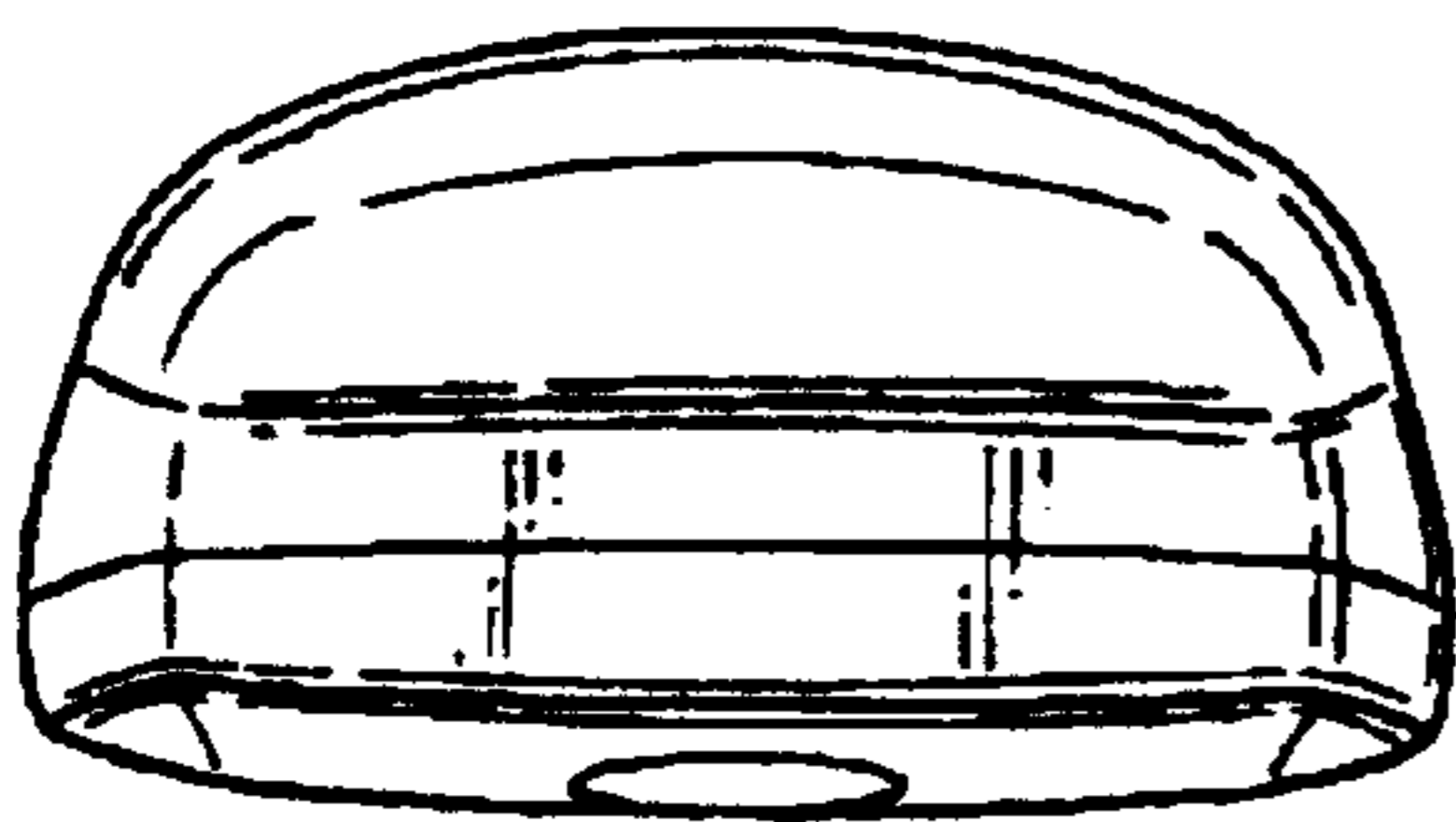


FIG. 4

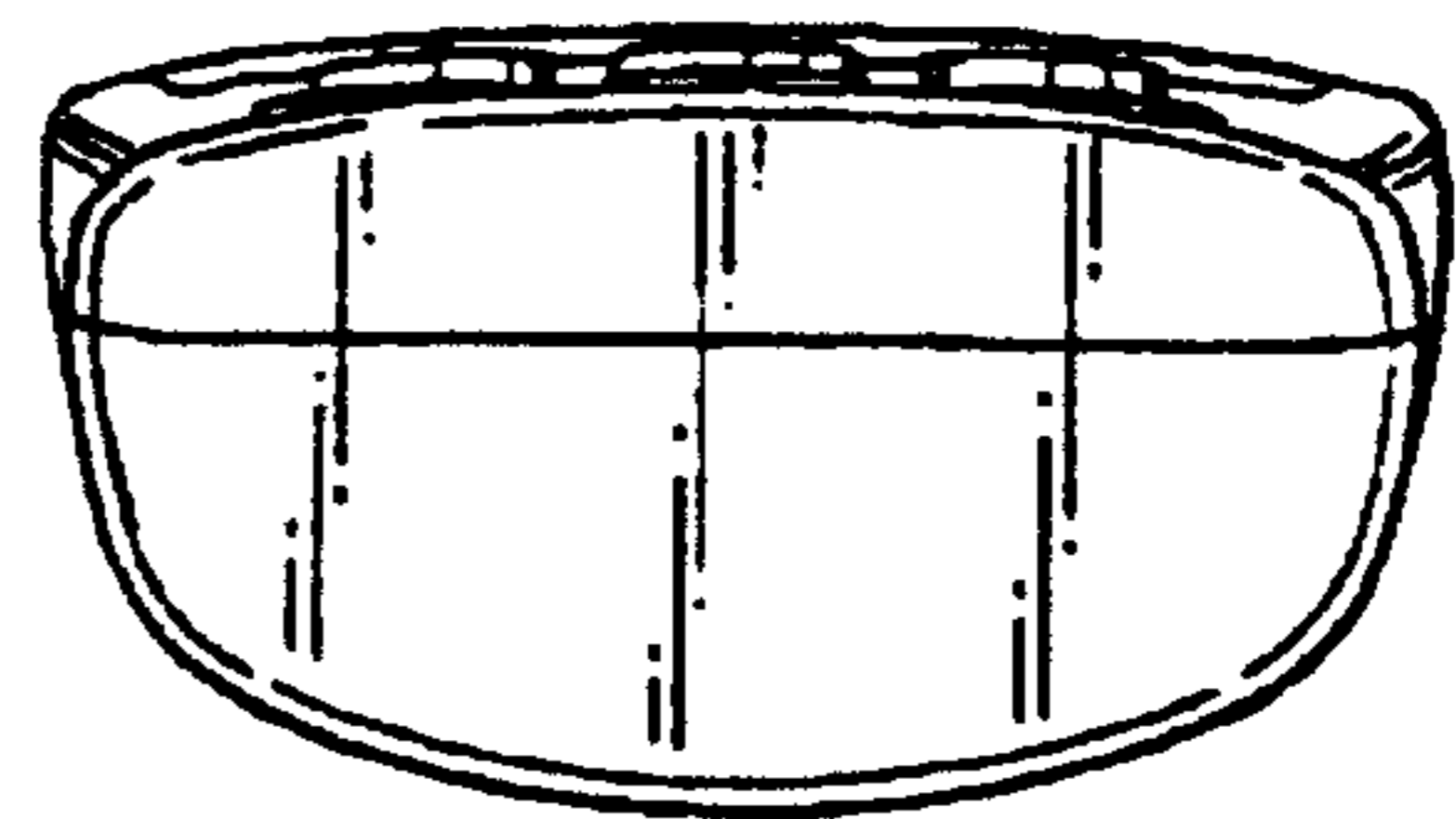


FIG. 5

