



US00D428865S

United States Patent [19]

Nishiwaki et al.

[11] Patent Number: **Des. 428,865**

[45] Date of Patent: **** Aug. 1, 2000**

[54] **VIDEO TAPE RECORDER**

[75] Inventors: **Kenji Nishiwaki; Masami Takahashi,**
both of Ehime, Japan

[73] Assignee: **Matsushita Electric Industrial Co.,**
Ltd., Japan

[**] Term: **14 Years**

[21] Appl. No.: **29/100,676**

[22] Filed: **Feb. 16, 1999**

[30] **Foreign Application Priority Data**

Sep. 3, 1998 [JP] Japan 10-25241

[51] **LOC (7) Cl.** **14-01**

[52] **U.S. Cl.** **D14/135**

[58] **Field of Search** D14/496, 125,
D14/135, 136, 156, 160, 239; 386/46; 369/75.1

[56] **References Cited**

U.S. PATENT DOCUMENTS

D. 404,394 1/1999 Oh D14/135
420,661 2/1890 Shintani et al. D14/124

OTHER PUBLICATIONS

Sanyo Model Nos. VZ-S900B(S) and VZ-S860(S) catalog issued Apr., 1998.
RCA Video Cassette Recorders Model Nos. VR730HF, VR691HF, VR654HF, VR643HF, VR626HF, VR615HF, VR612HF, VR519, VR344, VR564, VR561, VR529 catalog issued Apr. 1997.

JVC Video Cassette Recorders Model Nos. HR-S5400, HM-DSR100DU, XV-D2000BK, XV-1000BK, HR-DD840, HR-DD750, HR-VP654, HR-VP650, HR-A54, HR-VP450, HR-A34 catalog issued Apr. 1998.

Primary Examiner—Richelle Shelton
Attorney, Agent, or Firm—Saidman DesignLaw Group

[57] **CLAIM**

The ornamental design for a video tape recorder, as shown and described.

DESCRIPTION

FIG. 1 is a perspective view of the top, front and right side of a video tape recorder showing our new design;

FIG. 2 is a front view thereof;

FIG. 3 is a rear view thereof;

FIG. 4 is a top plan view thereof;

FIG. 5 is a right side view thereof;

FIG. 6 is a left side view thereof; and,

FIG. 7 is a bottom view thereof.

1 Claim, 3 Drawing Sheets

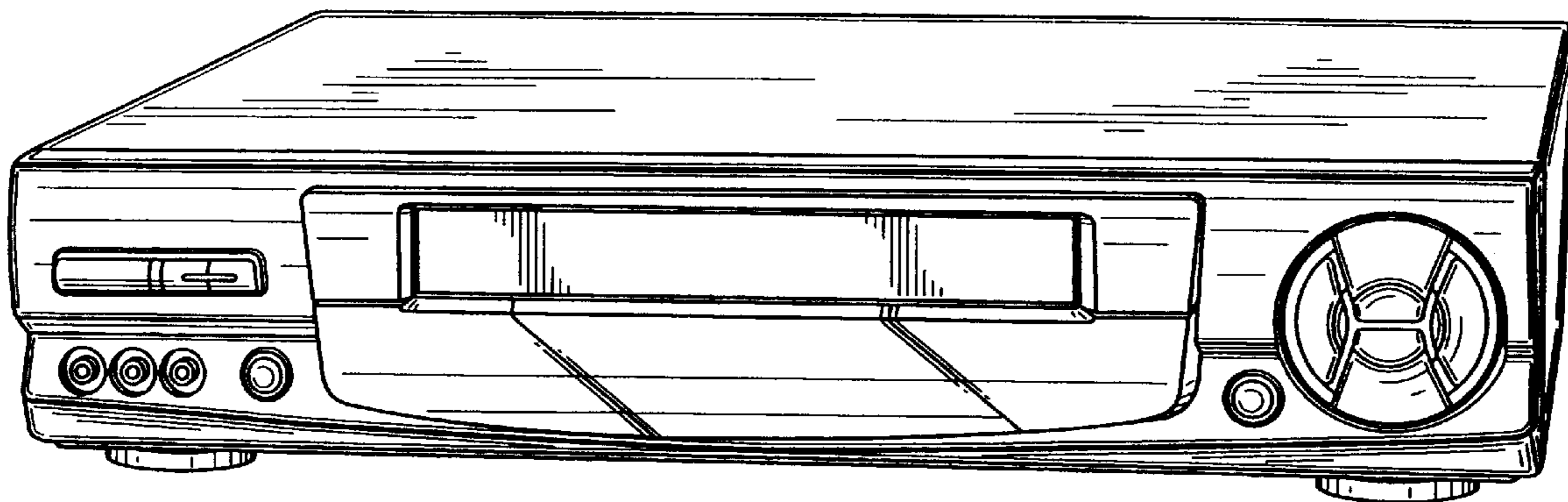


FIG. 1

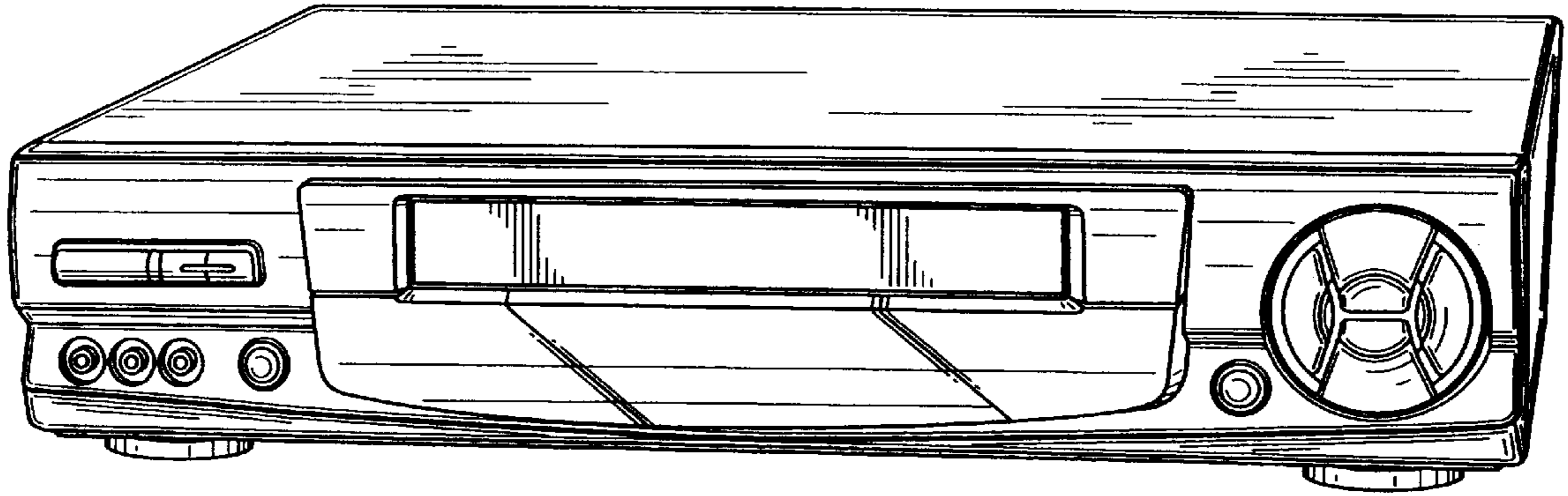


FIG. 2

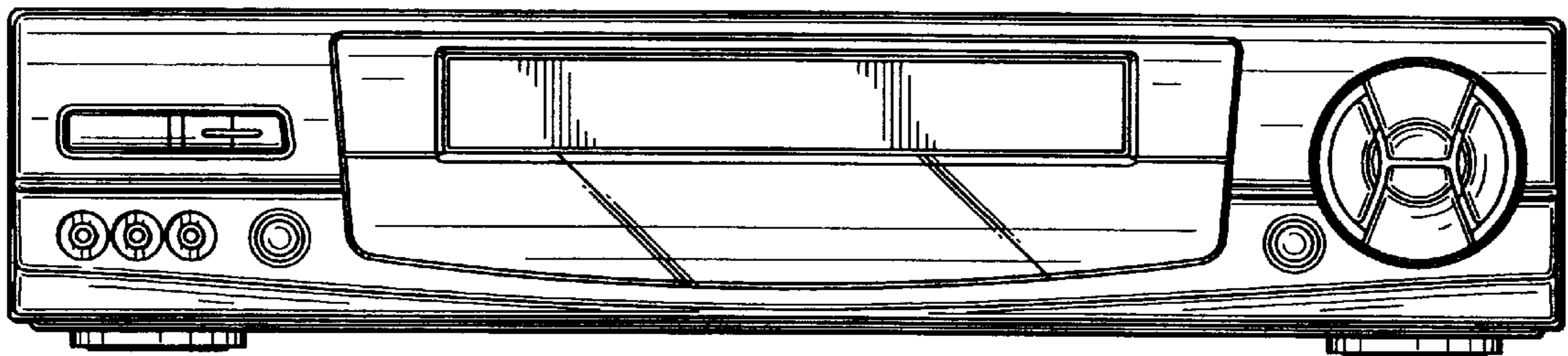


FIG. 3




FIG. 4




FIG. 5




FIG. 6




FIG. 7

