



US00D428833S

United States Patent [19] Chuang

[11] **Patent Number: Des. 428,833**

[45] **Date of Patent: ** Aug. 1, 2000**

[54] **TOP FRAME OF WALKER**

D. 397,166 8/1998 Lai D21/433
D. 402,931 12/1998 Huang D12/133

[75] Inventor: **A-Chueh Chuang**, Tainan, Taiwan

[73] Assignee: **Jin Sun Gee Plastics Co., Ltd.**, Tainan, Taiwan

Primary Examiner—Kay H. Chin
Attorney, Agent, or Firm—Rosenberg, Klein & Lee

[**] Term: **14 Years**

[57] **CLAIM**

[21] Appl. No.: **29/116,628**

The ornamental design for a top frame of walker, as shown and described.

[22] Filed: **Jan. 6, 2000**

DESCRIPTION

[51] **LOC (7) Cl.** **12-12**

[52] **U.S. Cl.** **D12/133**

[58] **Field of Search** D12/128-133;
D21/433, 424, 425, 426, 427; 280/87.01,
87.021

FIG. 1 is a perspective view of a top frame of walker showing my new design;
FIG. 2 is a front elevational view thereof;
FIG. 3 is a rear elevational view thereof;
FIG. 4 is a left side elevational view thereof;
FIG. 5 is a right side elevational view thereof;
FIG. 6 is a top plan view thereof; and,
FIG. 7 is a bottom plan view thereof.

[56] **References Cited**

U.S. PATENT DOCUMENTS

D. 305,108 12/1989 Blumenthal D12/130

1 Claim, 4 Drawing Sheets





FIG. 1




FIG. 2




FIG. 3

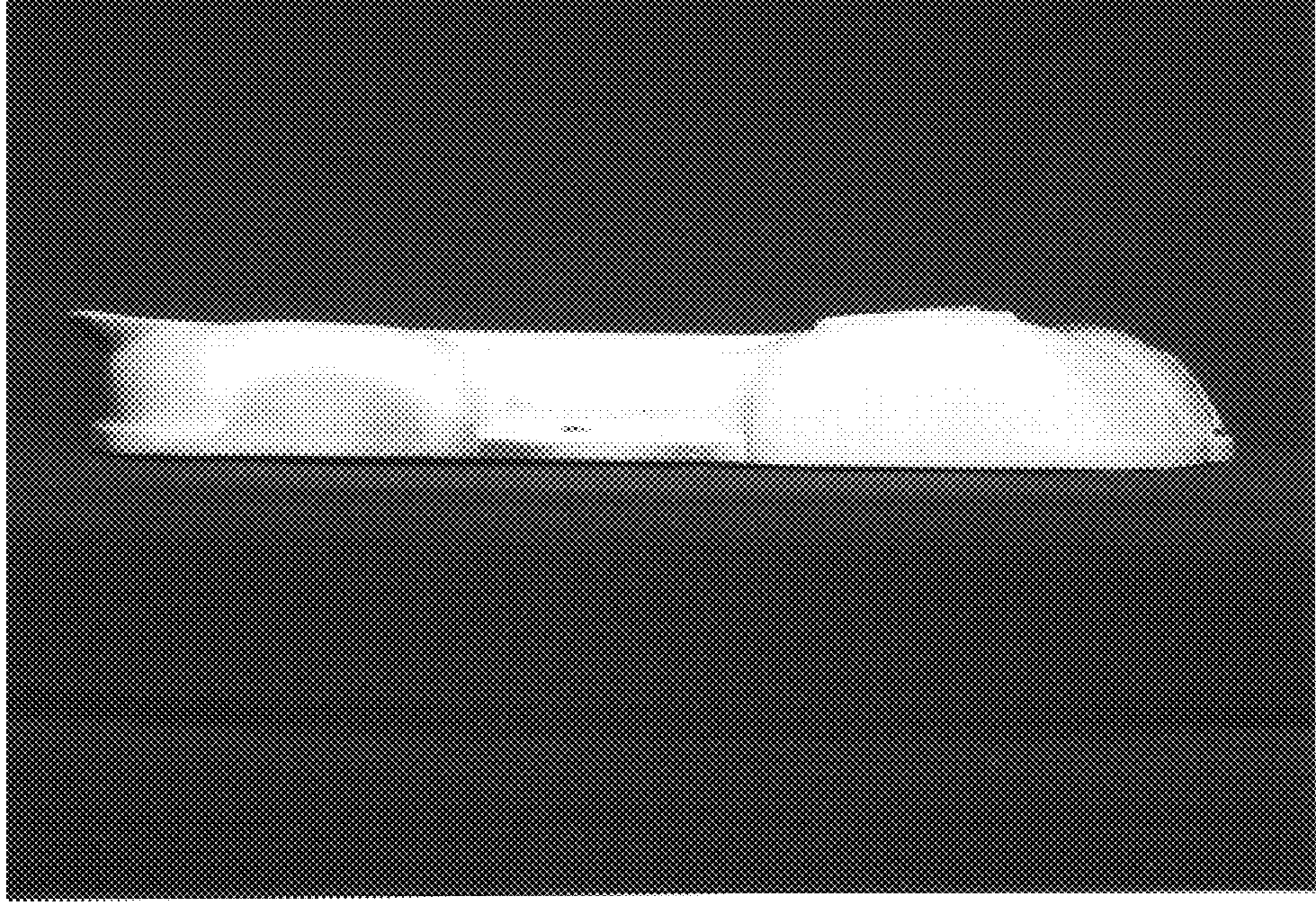


FIG. 4

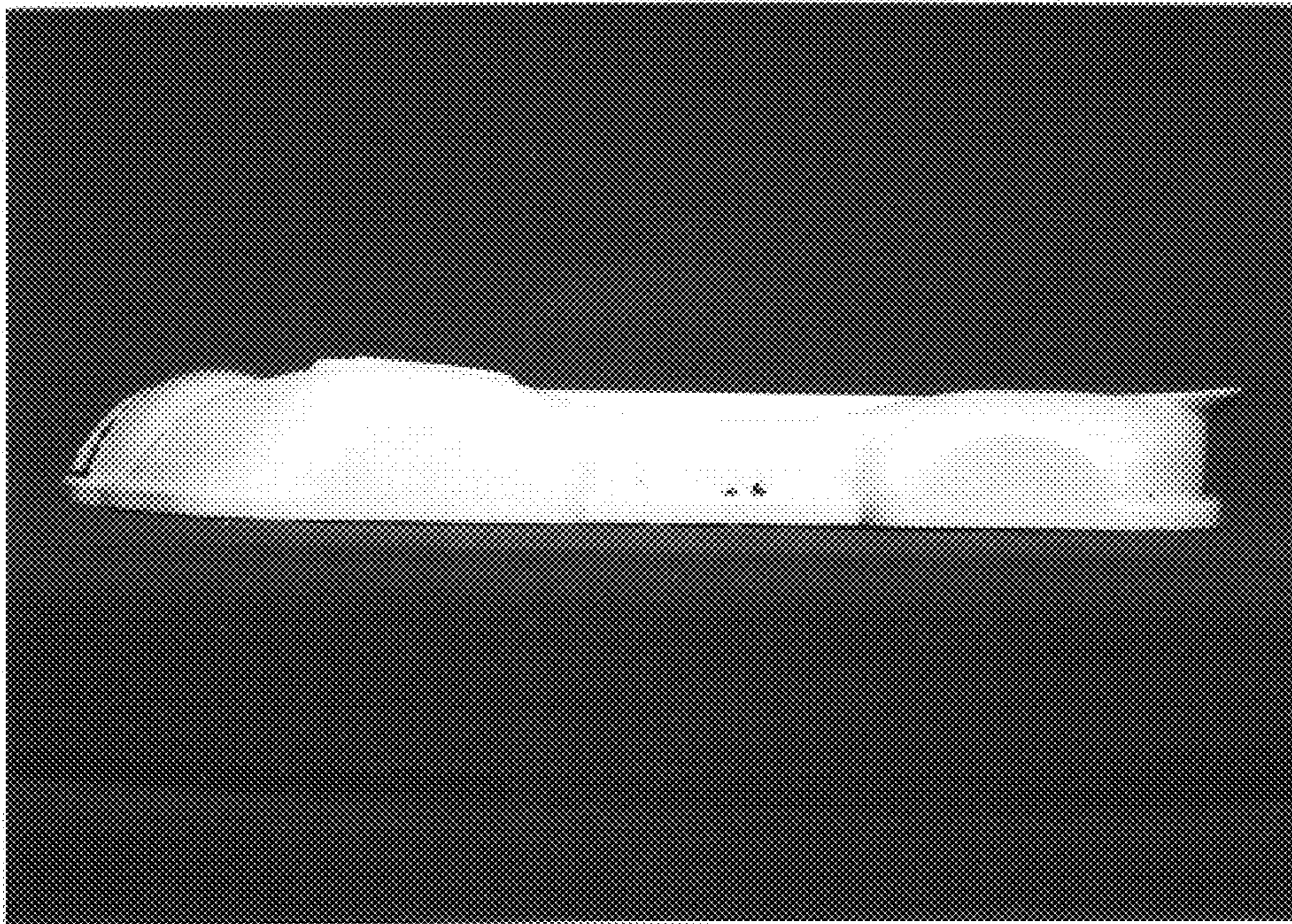


FIG. 5




FIG. 6




FIG. 7