



US00D428829S

United States Patent [19] Grosfillex

[11] **Patent Number: Des. 428,829**

[45] **Date of Patent: ** Aug. 1, 2000**

[54] **FLOWER POT**

[75] Inventor: **Raymond Grosfillex**, Oyonnax, France

[73] Assignee: **Grosfillex Sarl**, Oyonnax, France

[**] Term: **14 Years**

[21] Appl. No.: **29/110,589**

[22] Filed: **Sep. 9, 1999**

[30] **Foreign Application Priority Data**

Mar. 15, 1999 [WO] WIPO DMA/004 426

[51] **LOC (7) Cl.** **11-02**

[52] **U.S. Cl.** **D11/152**

[58] **Field of Search** D11/143-156;
D6/403; D7/509, 560, 708; 47/39-40, 41.13,
65.5, 68, 41.01, 73; 206/423; 248/27.8

[56] **References Cited**

U.S. PATENT DOCUMENTS

- D. 356,754 3/1995 Schmidt et al. D11/152
- D. 372,887 8/1996 Deelen D11/152

- D. 385,213 10/1997 Mcallister D11/156
- D. 385,507 10/1997 Hulsebus D11/156
- D. 389,091 1/1998 Dickinson et al. D11/156
- D. 394,416 5/1998 Grosfillex D11/156
- D. 405,388 2/1999 Siard D11/156

Primary Examiner—Doris V. Coles
Assistant Examiner—Mimosa De
Attorney, Agent, or Firm—Dowell & Dowell, P.C.

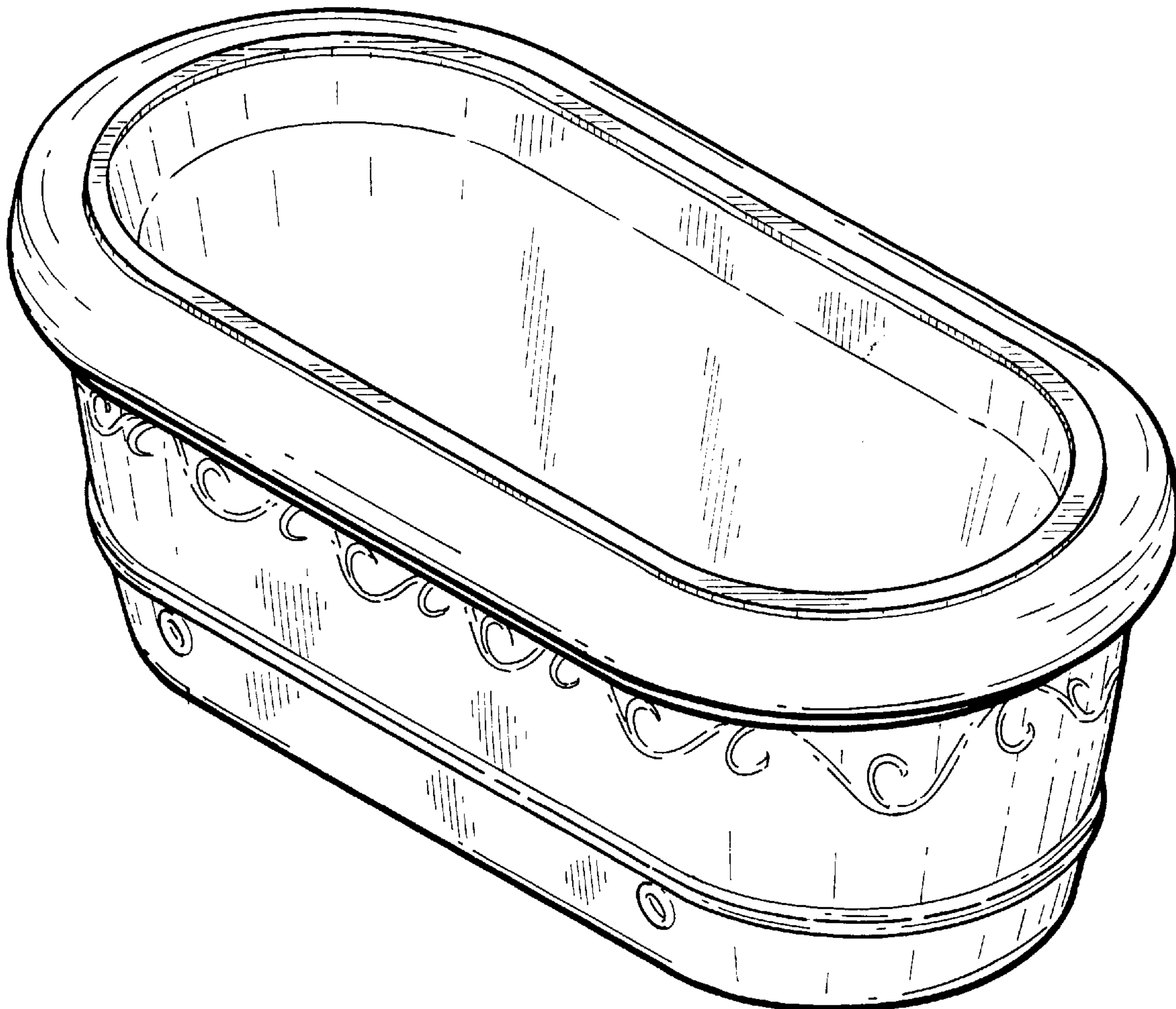
[57] **CLAIM**

The ornamental design for a flower pot, as shown and described.

DESCRIPTION

FIG. 1 is a front perspective view of a flower pot showing my new design;
FIG. 2 is a front elevational view thereof, a view from the rear being a mirror image;
FIG. 3 is a right side elevational view, a view from the left side being a mirror image;
FIG. 4 is a top plan view; and,
FIG. 5 is a bottom plan view.

1 Claim, 2 Drawing Sheets



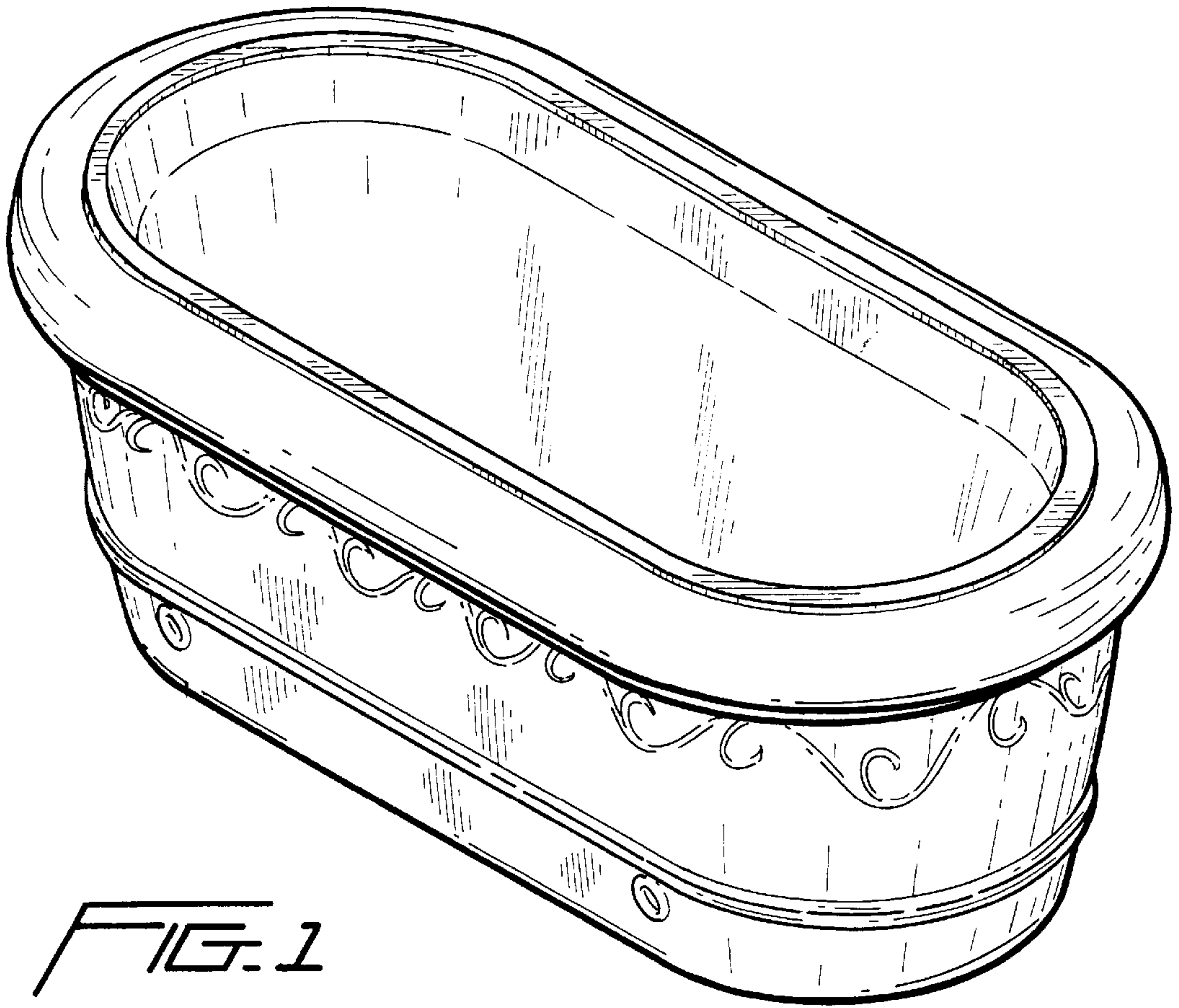


FIG. 1




FIG. 2




FIG. 3

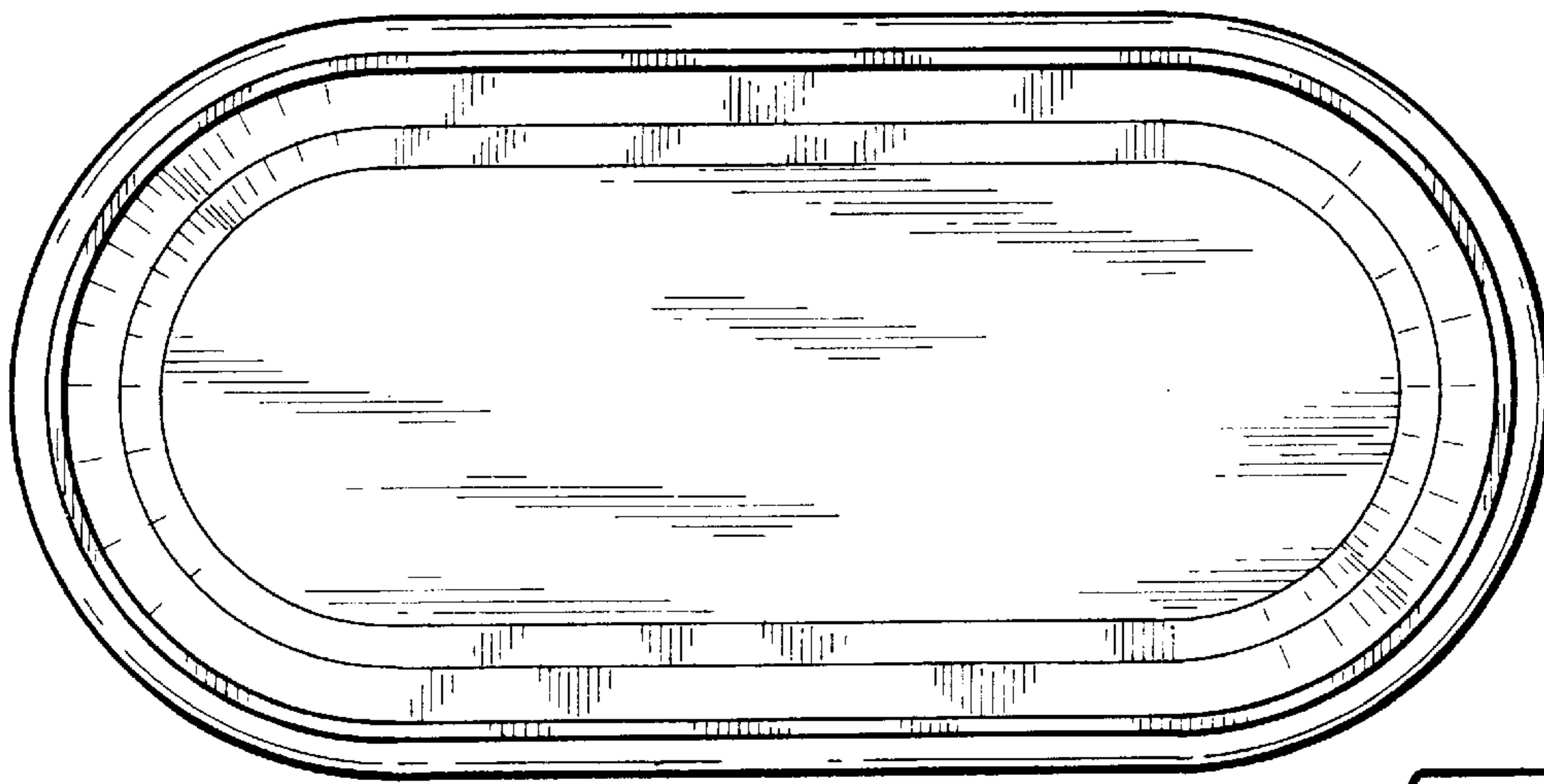


FIG. 4

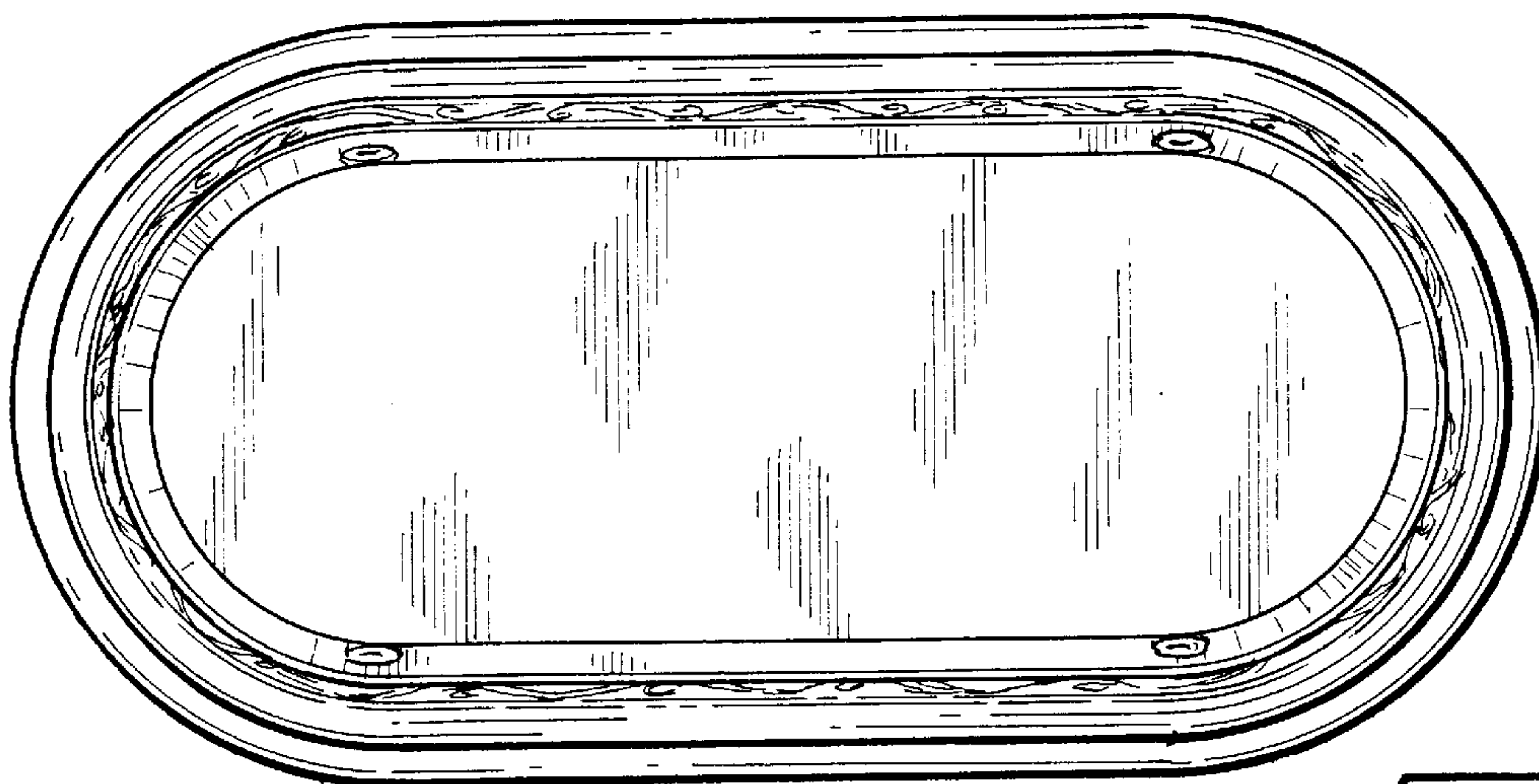


FIG. 5