



US00D428793S

United States Patent [19]
Bruno

[11] **Patent Number: Des. 428,793**

[45] **Date of Patent: ** Aug. 1, 2000**

[54] **DOOR CLOSER COVER**

[75] Inventor: **Robert H. Bruno**, Avon, Conn.

[73] Assignee: **Ingersoll-Rand Architectural Hardware Group Limited**,
Birmingham, United Kingdom

[**] Term: **14 Years**

[21] Appl. No.: **29/107,764**

[22] Filed: **Jul. 13, 1999**

[30] **Foreign Application Priority Data**

Jan. 13, 1999 [GB] United Kingdom 2080339

[51] **LOC (7) Cl.** **08-07**

[52] **U.S. Cl.** **D8/330**

[58] **Field of Search** D8/330, 343, 346,
D8/400; 16/49, 52, 59, 62, 71

[56] **References Cited**

U.S. PATENT DOCUMENTS

- D. 261,099 10/1981 Russell D8/330
- D. 364,081 11/1995 Yates et al. D8/330
- 3,252,178 5/1966 Check et al. 16/49
- 3,415,562 12/1968 Petersen 16/49 X

Primary Examiner—Susan J. Lucas
Assistant Examiner—Jennifer Rivard
Attorney, Agent, or Firm—Michael H. Minns

[57] **CLAIM**

The ornamental design for a door closer cover, as shown and described.

DESCRIPTION

FIG. 1 is a front view of a door closer cover according to the present invention;

FIG. 2 is a top view of a door closer cover according to the present invention;

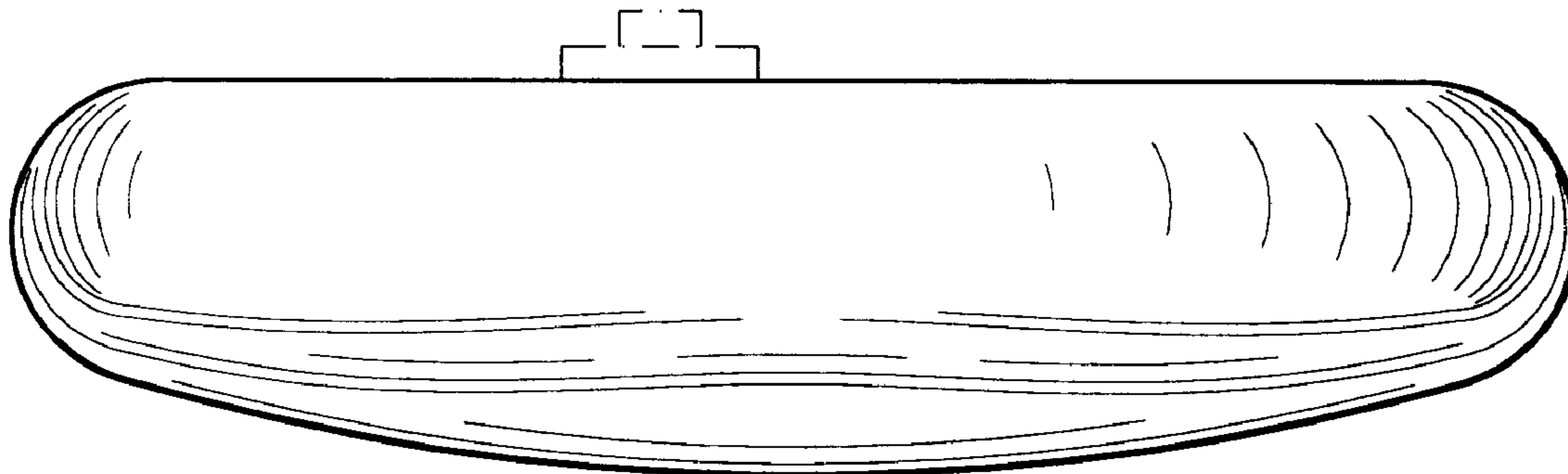
FIG. 3 is a bottom view of a door closer cover according to the present invention;

FIG. 4 is a left side view of a door closer cover according to the present invention; and,

FIG. 5 is a right side view of a door closer cover according to the present invention.

The broken line disclosure is for illustrative purposes only and forms no part of the claimed design. The surface(s) or portion(s) of the article not shown in the drawing or described in the specification form(s) no part of the claimed design.

1 Claim, 1 Drawing Sheet



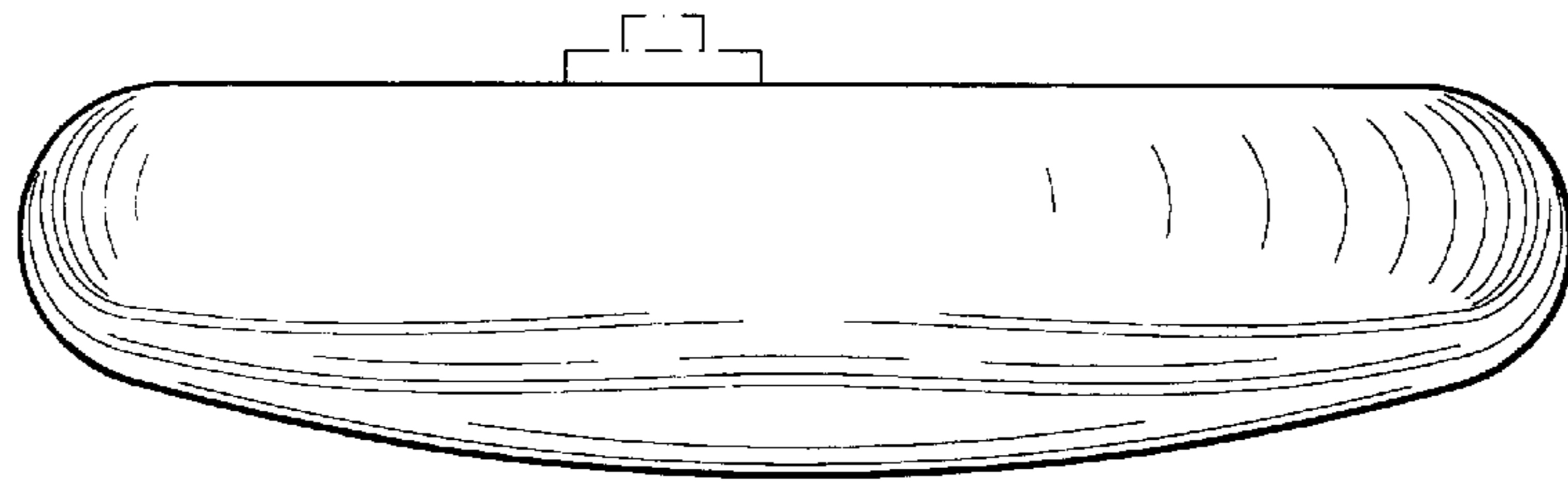


Fig. 1

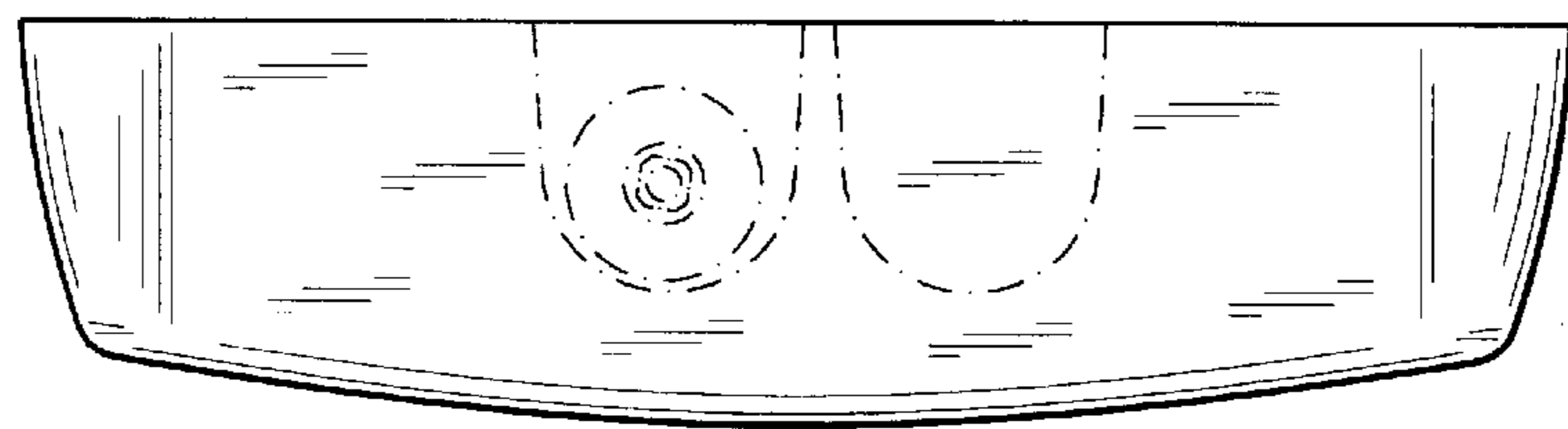


Fig. 2




Fig. 3

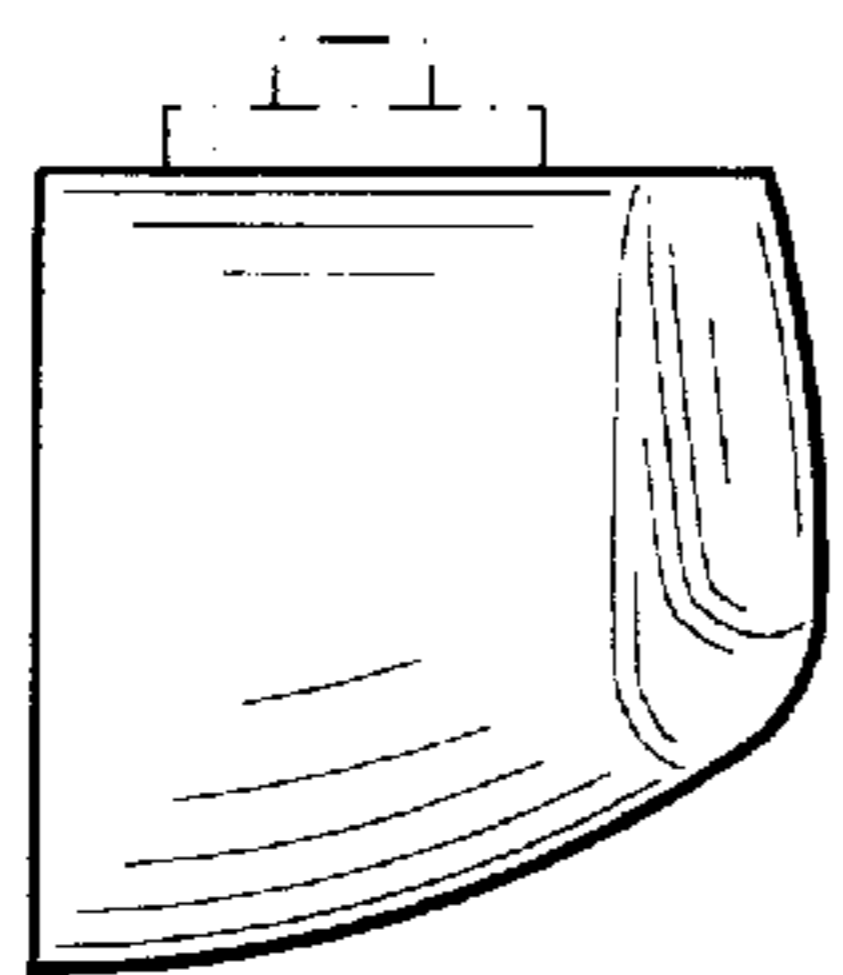


Fig. 4

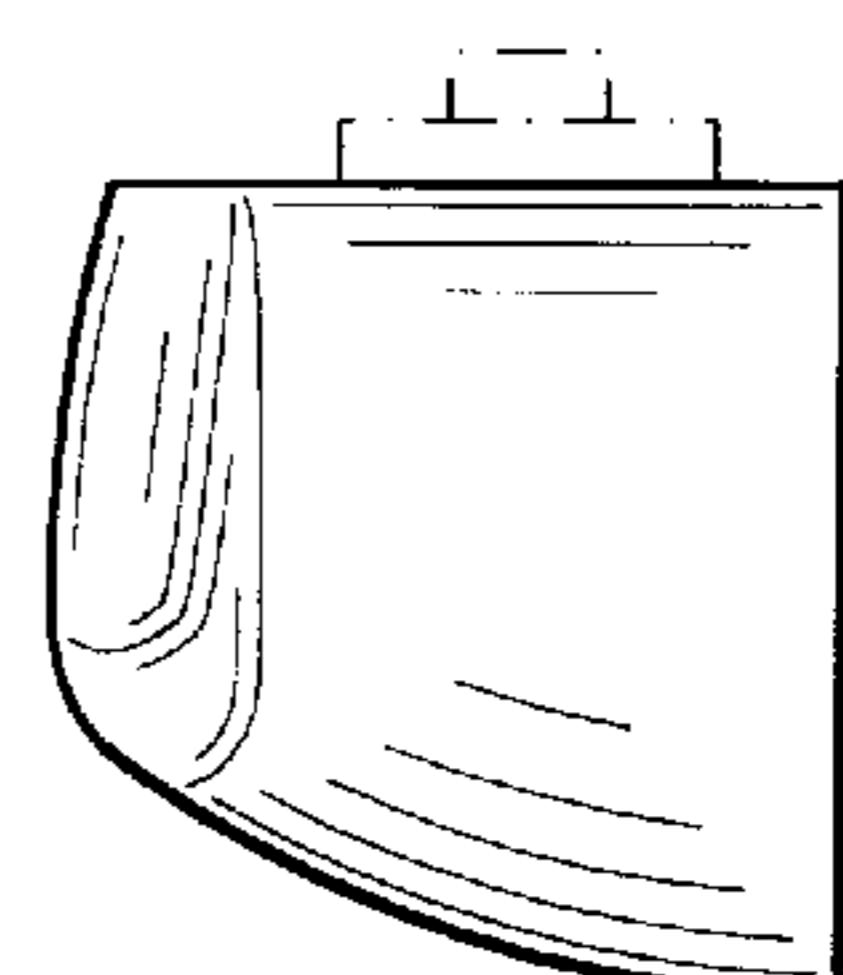


Fig. 5